

CHEMEXCIL



58th ANNUAL REPORT 2020-21



Basic Chemicals, Cosmetics & Dyes Export Promotion Council
(Set - up by Ministry of Commerce & Industry, Govt. of India)



Shri S G Mokashi, Chairman, CHEMEXCIL, Shri S Suresh Kumar, Joint Secretary, EP (CAP) Division, Ministry of Commerce and Industry, Government of India, Shri Robert Shetkintong, Ambassador, The Embassy of India in Addis Ababa, Ethiopia, Shri Abhay Thakur, High Commissioner of India to Nigeria, Shri Sanjiv Kohli, High Commissioner of India to Tanzania, Dr. Virander Paul, High Commissioner of India to Kenya, Smt. Anju Ranjan, Consul General of India to South Africa, Shri Deepak Gupta, Acting Executive Director, CHEMEXCIL, Shri Prafulla Walhe, Deputy Director, CHEMEXCIL during the inauguration of Indian Chemicals & Cosmetics Virtual Exhibition, Africa Region held from 23-26 February, 2021



Shri. Ajay Kadakia Chairman - Chemexcil, Shri. Vikram Doraiswami, High Commissioner, High Commission of India, Dhaka - Bangladesh, Shri. S.G. Bharadi, Executive Director - Chemexcil, Shri. S Suresh Kumar, Joint Secretary, Ministry of Commerce & Industry, Government of India during the virtual inauguration of Indian Dyes Virtual Trade Fair, Bangladesh 2020 on 17th October, 2020

58th
ANNUAL REPORT
2020-21



CHEMEXCIL

Basic Chemicals, Cosmetics & Dyes Export Promotion Council
(Set - up by Ministry of Commerce & Industry, Govt. of India)

Jhansi Castle, 4th floor, 7 Cooperage Road, Mumbai- 400 001.
Tel: 91 22 22021288; Fax: 91 22 22026684,

Email: info@chemexcil.in; Web : <https://chemexcil.in>;  @chemexcil

CIN NO.: U91110MH1963NPL012677



CHEMEXCIL

BASIC CHEMICALS, COSMETICS AND DYES EXPORT PROMOTION COUNCIL
(Set up by Ministry of Commerce & Industry, Government of India)

NOTICE

Notice is hereby given that the 58th Annual General Meeting of the BASIC CHEMICALS, COSMETICS AND DYES EXPORT PROMOTION COUNCIL, Mumbai will be held through video conferencing via <https://meet.google.com/hix-nwyyv-wsd> on the Thursday, 30th September, 2021 at 4.00 pm to transact the following business:

1. Chairman's address
2. To receive, consider and adopt
 - a. Annual Report of the Working Committee for the year ended as on 31st March, 2021
 - b. The Audited Income and Expenditure Accounts for the year ended as on 31st March, 2021
 - c. Balance Sheet as on 31st March, 2021
3. To place on record the names of the Committee Members under Para 32.2 (b)
4. To appoint and fix the remuneration of the Auditors as required under Para 32.2 (c)
5. To revise Membership fees w.e.f. 1st April, 2022 as approved in the 2nd Meeting of the CoA held on 14th September, 2021 via virtual platform.

To consider and, if thought fit, approve with or without modification(s) the following resolution as an Ordinary Resolution:

"RESOLVE THAT pursuant to the applicable provisions of the Companies Act, 2013 read with the relevant rules thereunder (including any statutory modifications(s) or re-enactment thereof, for the time being in force as amended from time to time) and, as per Bye-Laws of the Council, the consent of the Members be and is hereby accorded to revise Membership Fees w.e.f. 1st April, 2022.

RESOLVED FURTHER THAT the members of the Committee of Administration of the Company be and are hereby authorized to do all acts and take all such steps as may be necessary, proper or expedient to give effect to this resolution."

By order of the Committee of Administration

Sd/-

(Deepak Gupta)

Acting Executive Director
Basic Chemicals, Cosmetics & Dyes
Export Promotion Council

Place: Mumbai

Dated: 15 September, 2021

**NOTES:**


1. In view of the Covid-19 pandemic, the Ministry of Corporate Affairs ("MCA") has vide its circular dated January 13, 2021 read with circulars dated April 8, 2020 ,April 13, 2020 and May 5, 2020 (collectively referred to as "MCA Circulars") permitted holding of the Annual General Meeting of companies through Video Conferencing or Other Audio Visual Means ("VC/OAVM"), without physical presence of the Members at a common venue.
2. In compliance with applicable provisions of the Companies Act, 2013 ("the Act") read with the MCA Circulars, the 58th Annual General Meeting of the Company is being conducted through Video Conferencing ("VC") (hereinafter referred to as "AGM' or "e-AGM"). In accordance with the Secretarial Standard-2 on General Meeting issued by the Institute of Company Secretaries of India (ICSI) read with Guidance/Clarification dated April, 15, 2020 issued by ICSI, the proceedings of the AGM shall be deemed to be conducted at the Registered Office of the Company which shall be the deemed Venue of the e-AGM.
3. Since this AGM is being held pursuant to the MCA Circulars through VC, physical attendance of Members has been dispensed with. Further as per the MCA Circulars, the facility for appointment of proxies by the Members will not be available for the e- AGM.
4. Corporate Members intending to send their authorized representative(s) to attend the Meeting are requested to send a certified copy of the Board resolution authorizing their representative to attend and vote on their behalf at the Meeting.
5. The Members can join the e-AGM 15 minutes before and after the scheduled time of the commencement of the AGM by clicking on the link mentioned in the Notice.
6. Any member desirous of asking questions on the accounts of the Council or any other Queries during the meeting, is requested to send the same in writing to the Acting Executive Director, on or before 23rd September, 2021 by 3.00 pm
7. Members who may require any technical assistance or support before or during the e-AGM are requested to write us on info@chemexcil.in
8. The soft copy of the 58th Annual Report of the Council for the year ending 31st March 2021 is uploaded on the Council's website (<https://chemexcil.in>) which is approved in the 2nd meeting of the Committee of Administration of the Council on 14th September, 2021.
9. The following Soft Copies are uploaded on the Council's website which are approved in the 2nd CoA meeting of the Council held on 14th September, 2021 (<https://chemexcil.in>)
 - a) 58th Annual Report of the Council for the year ended 31st March, 2021
 - b) Revised membership/entrance fees of the Council w.e.f. 1st April, 2022
10. The Explanatory Statement pursuant to Section 102(1) of the Companies Act, 2013, in respect of Ordinary Resolution to be transacted at the meeting, is hereto annexed.

By order of the Committee of Administration

Sd/-
(Deepak Gupta)
Acting Executive Director
Basic Chemicals, Cosmetics & Dyes
Export Promotion Council

Place: Mumbai

Dated: 15 September, 2021



Explanatory Statement pursuant to Section 102 of the Companies Act, 2013

Item No. 5

The existing Membership / Entrance Fees of the Council is as below which is effective from 1st July, 2017.

Amount in Rs.

Category	Membership Fees	Entrance Fees	Total Amount	GST @ 18% (Within Maharashtra)		IGST @ 18% (Anywhere in India)	Total Amount To Be Paid
				CGST @ 9%	SGST @ 9%		
Large Scale Manufacturer (LSM)	29500	10500	40000	3600	3600	7200	47200
Small Scale Manufacturer (SSM)	6500	2000	8500	765	765	1530	10030
Merchant Exporter	9000	3500	12500	1125	1125	2250	14750
LSM cum Merchant Exporter	38500	14000	52500	4725	4725	9450	61950
SSM cum Merchant Exporter	15500	5500	21000	1890	1890	3780	24780

However, Council of Administration (COA) in its 2nd Meeting held on 14th September, 2021 has revised the Membership / Entrance Fees subject to approval by the Members as mentioned below:

Any new MSME member (Entity must submit Udyog Aadhar certificate issued by MSME) desires to take membership of Chemexcil it will be charged Rs. 1000 as Membership fees and Rs. 500 as one-time entrance fees. GST shall be charged extra as applicable.

MSME Classification

Type of MSME	New Classification (annual turnover)
Micro	Not exceeding Rs 5 crores
Small	Between Rs 5 crores to Rs 75 crores
Medium	Rs 75 to Rs 250 crores

During the renewal of membership of MSME, MSME Members should submit the Chartered Account certified Export Turnover certificate. The following fees structure will be applicable while renewing the Chemexcil Membership.

Manufacture and Merchant Exporters

SR. NO.	FOB EXPORT (IN RS.)	Proposed Membership Fees (in Rs.)*
1	0-10 Lacs	6500
2	Above 10-25 Lacs	8500
3	Above 25 Lacs - 1 Crore	14000
4	Above 1 Crore - 10 Crores	18000
5	Above 10 Crore - 20 Crores	22000
6	Above 20 Crores - 50 Crores	29000
7	Above 50 Crores - 100 Crores	35000
8	Above 100 Crores - 250 Crores	40000
9	Above 250 Crores - 500 Crores	45000
10	Above 500 Crores - 1000 Crores	50000
11	Above 1000 Crores	55000

*Plus GST



Temporary Membership: - Any entity desires to become temporary member of Chemexcil for the purpose of availing any statutory benefit, Membership fees of Rs. 5000/- & Entrance Fee of Rs. 500/- (totaling Rs.5,500 + GST as applicable) will be charged.

For any modification/amendment in membership/RCCM certificate, an amount of Rs. 1000/- + applicable GST will be charged as administrative fees from the entity.

The CoA has approved the revision in fees because of the change in the criteria of MSME in June 2020, revenues of Council have declined as many erstwhile large scale manufactures have now shifted to MSME category where the membership fees is much lower.

The Committee of Administration of your Company recommends the Resolution as set out in Item No. 5 of the accompanying Notice for the approval of Members of the Company as Ordinary Resolution.


None of the members of the Committee of Administration of the Company or their relatives are in any way, concerned or interested, financially or otherwise, in the said resolution except to the extent of their shareholding, if any.

By order of the Committee of Administration

Sd/-
(Deepak Gupta)
Acting Executive Director
Basic Chemicals, Cosmetics & Dyes
Export Promotion Council

Place: Mumbai

Dated: _____



INDEX

Sr. No.	Subject	Page No.
1.	Chairman's Message	9 -10
2.	List of Members of Committee of Administration	11 - 12
3.	Meetings of Committee of Administration / Other Meetings / Membership	13 - 19
4.	Export Promotional Activities	20 - 25
5.	Activities of Head Office & Regional Offices	26 - 37
6.	CHEMEXCIL's Export Performance	38 - 40
7.	Dyes & Dye Intermediates Panel	41 - 51
8.	Basic Inorganic & Organic Chemicals including Agro Chemicals Panel	52 - 68
9.	Cosmetics, Toiletries and Essential Oils Panel	69 - 79
10.	Castor Oil Panel	80 - 84
11.	Annual Accounts	
	• Auditor's Report	86 - 91
	• Balance Sheet	92
	• Income and Expenditure Accounts	93
	• Accounting Policies & Notes on Accounts	94 -114
12.	CHEMEXCIL at a Glance	115 - 117
13.	Photo Gallery of the CHEMEXCIL Events	118





FROM THE CHAIRMAN'S DESK

Dear Member-Exporters,

Greetings from CHEMEXCIL, Mumbai!

As you are aware, Indian chemical industry is among the fastest growing Indian industries as majority of the chemicals produced in India comprise either upstream products or intermediates, which go into a variety of manufacturing applications including fertilizers, pharmaceuticals, textiles and plastics, agrochemicals, paints, dyes, etc.

I am glad to inform you that the Commerce Ministry has also taken several other measures to address hardships faced by exporters due to COVID-19 pandemic which included providing several relaxations/extensions of various compliance deadlines, extension of foreign trade policy by one year, export obligation under advance authorization and export promotion of capital goods scheme, last date for filing claims under services and goods export from India schemes.

The Council has also taken up important issues impacting industry like early announcement of RoDTEP rates, inclusion of AA/EPCG/ EOUs under RoDTEP, speedy clearance of MEIS claims after April 2020, Inclusion of Chemicals under PLI scheme, Extension in deadlines for BIS compliance, Extension of FTP/ interest equalization scheme, Issue of non-availability of containers and high freights, CAROTAR 2020, faceless assessment, extension in validity of UN certificates etc.

I also understand that government plans to review customs exemptions on imported chemicals by October 2021 which is a cause for concern as many of these chemicals are not available in India in sufficient capacities and so imported. Increase in custom duties will impact the competitiveness of the exporters.

Hon'ble Prime Minister Narendra Modi has recently launched a national effort to achieve the target of \$400 billion worth merchandise exports from India in the current fiscal. As truly said by Hon'ble Prime Minister, the four pillars to achieve the target of \$400 billion are - Improving quality of manufactured products with competence, resolution of transport and logistics issues, support of Government (Central & States) to exporters and exploring new markets for Indian products.

The Government's focus on new and existing markets and products and simplification of procedures will greatly enhance the competitiveness of Indian exports. The industry would work with the Government on the Districts as Export Hubs initiative and at the state level with district



authorities for capacity building of potential exporters. India has tremendous local network, and it is a great phase to extract potential for the benefit of its economy.

Further, I would like to inform all my member exporters that an Atmanirbhar Bharat paper on Dyes & Dye Intermediates Panel has been submitted to MoC&I/ DCPC proposing to boost local manufacturing of intermediates in India for import substitution. We have also requested for inclusion of chemicals under PLI scheme as there is tremendous potential in India.

CHEMEXCIL has always been providing a wide spectrum of services to Indian Chemical trade and industry and acts as a catalyst for growth of India's chemical trade for promoting Dyes and Dye Intermediates, Basic Organic and Inorganic Chemicals, Agrochemicals, Soaps, Detergents, Cosmetics, Toiletries and other products like Essential Oils, Castor Oil etc.

Also, Chemexcil has endeavored to augment the marketing efforts for their member exporters and assist them in expanding their international business. Even during the COVID-19 pandemic and growing global economic uncertainties, Chemexcil is striving to guide the member exporters on how to overcome the challenges in this pandemic situation as well.

Because of the ongoing pandemic and restrictions of overseas travel all across the globe, we have entered into New Normal scenario. The need of the hour is to move ahead and shift our focus from participating in physical exhibitions to virtual shows in order to connect with overseas buyers and to build and continue long term business relationships. I am glad to note that exporter members have been very enthusiastic about participation in the Virtual platforms organized by CHEMEXCIL.

I am sure that the industry will come together and contribute to fulfill the global demands. The plan is to build the skill & technology infrastructure, frame policies to promote the Chemical industry.

Before concluding, I would also like to have valuable suggestions/views of all our member-exporters so as to further improve the export promotional activities of the Council during this Pandemic. I am sure, all of us will courageously face this situation and will try our level best to come out of this situation successfully for which please be assured that CHEMEXCIL will always be with you.

With warm regards,

(SHRINIVAS G MOKSHI)

Chairman, CHEMEXCIL.

Chairman's Office:


M/s. Godavari Biorefineries Ltd.

Somaiya Bhavan, 45-47,

M.G. Road, Fort,

Mumbai 400 001.

Email: mokashi@somaiya.com; chairman@chemexcil.gov.in



LIST OF COMMITTEE OF ADMINISTRATION FOR THE YEAR 2020-21
From 01/04/2020 to 31/03/2021

1.	Shri Ajay K. Kadakia Chairman (Upto 15/02/2021) Regional Chairman- Eastern Region Member- Merchant Exporter Panel	Director M/s. Vivil Exports Pvt. Ltd.
2.	Shri S.G. Mokashi Chairman (From 16/02/2021) Vice Chairman (Upto 15/02/2021) Member- Basic Organic & Inorganic Chemicals including Agro Chemicals Panel	General Manager M/s. Godavari Biorefineries Ltd.
3.	Dr. Shavak Bhungara Chairman- Dyes & Dye Intermediate Panel	Director M/s. Eskay Dyestuffs & Organic Chemicals Pvt. Ltd.
4.	Shri Satish Waman Wagh Chairman- Basic Organic & Inorganic Chemicals including Agro Chemicals Panel	Director M/s. Supriya Lifescience Ltd.
5.	Dr. Uday S. Kharote Chairman- Cosmetics, Soaps, Toiletries & Essential Oils Panel	Director M/s. Insto Cosmetics Pvt. Ltd.
6.	Shri Abhay Udeshi Chairman- Specialty Chemicals including Castor Oil Panel	Director M/s. Jayant Agro-Organic Ltd.
7.	Shri Bharat Mehta Chairman- Merchant Exporters Panel	Director M/s. Kolorjet Chemicals Pvt. Ltd.
8.	Shri Bhupendra C. Patel Regional Chairman- Gujarat Region Member- Dyes & Dye Intermediate Panel	Managing Director M/s. Jemby Chem Limited
9.	Shri Harin D. Mamlatdarna Regional Chairman- Eastern Region Member- Dyes & Dye Intermediate Panel	Director M/s. Dynamic Industries Limited
10.	Shri Nitin Nabar Regional Chairman- Southern Region Member- Cosmetics, Soaps, Toiletries & Essential Oils Panel	Executive Director & President (Chemicals) M/s. Godrej Industries Ltd.
11.	Shri Ankit S. Patel Member- Dyes & Dye Intermediate Panel	Partner M/s. Ami Phthalo Pigments
12.	Shri Bhavesh Mody Member- Basic Organic & Inorganic Chemicals including Agro Chemicals Panel	Director M/s. Mody Chemi-Pharma Pvt. Ltd.
13.	Shri Manish P. Sanghvi Member- Basic Organic & Inorganic Chemicals including Agro Chemicals Panel	Director M/s. Premier Intermediates Pvt. Ltd.




14.	Shri Mahesh B. Chandnani Member- Cosmetics, Soaps, Toiletries & Essential Oils Panel	Director M/s. Kim Chemicals Limited
15.	Shri Kashiprasad C. Murarka Member- Specialty Chemicals including Castor Oil Panel	Partner M/s. Mirachem Industries
16.	Shri Bipin K. Shah Member- Merchant Exporters Panel	Director M/s. Emco Dyestuff Pvt. Ltd.
17.	Shri S.G. Bharadi Executive Director (Upto 27/11/2020) Shri Deepak Gupta Acting Executive Director (From 28/11/2020)	CHEMEXCIL

GOVERNMENT NOMINEES

SHRI S. SURESH KUMAR, IAS Joint Secretary EP(CAP) Division Department of Commerce Ministry of Commerce & Industry OR SHRI S K RANJAN Director EP(CAP) Division Department of Commerce Ministry of Commerce & Industry	SHRI SAMIR KUMAR BISWAS, IAS Additional Secretary (Chemicals) & CVO Deptt. of Chemicals & Petrochemicals, Ministry of Chemicals & Fertilizers. OR SHRI D K MADAN Director (Chemicals), Dept. of Chemicals & Petrochemicals, Ministry of Chemicals & Fertilizers,
---	---

AUDITORS	M/s. Lodha & Co., Chartered Accounts Karim Chambers, 40, Ambalal Doshi Marg, Mumbai – 400 023.
BANKERS	State Bank of India Mumbai Samachar Marg, Mumbai – 400 001.
INTERNAL AUDITORS	M/s. N H Gajria & Co. 20-A Khatau Building, 1 st Floor, 8/10 Alkesh Dinesh Modi Marg, Mumbai – 400 001.
REGISTERED OFFICE	Jhansi Castle, 4 th Floor 7 Cooperage Road Mumbai – 400 001.



MEETINGS OF COMMITTEE OF ADMINISTRATION

During the year 2020-21 under review the Committee of Administration of the Council met three times on the following dates:

- 1st CoA meeting was held on 25.06.2020
- 2nd CoA meeting was held on 29.10.2020
- 3rd CoA meeting was held on 19.03.2021

The 57th Annual General meeting of the Council was held on 26th November, 2020 by video conferencing on G-meet platform.

DETAILS OF TOTAL STRENGTH OF MEMBERS OF COMMITTEE OF ADMINISTRATION AS WELL AS STATEMENT SHOWING NUMBER OF MEMBERS OF THE COMMITTEE OF ADMINISTRATION PRESENT IN THE COA MEETINGS HELD DURING APRIL 2020 TO MARCH 2021

Total No of Members of COA: 16

Elected Members: 16

Govt. Nominees: 02

Executive Director, CHEMEXCIL: 01

Date of meetings held	Total Elected Members	No. of elected members present	No. of Govt. Nominees present
25.06.2020	16	13	02
29.10.2021	16	12	02
19.03.2021	16	11	01

Due to sudden Covid 19 pandemic lockdown, Council could conduct only three CoA meetings for the year 2020-21



**STATEMENT SHOWING ATTENDANCE OF MEMBER OF THE COMMITTEE OF
ADMINISTRATION AT THE COMMITTEE MEETINGS HELD DURING
From 01/04/2020 to 31/03/2021**

Sr. No.	Name of the Committee Members	No. of Meetings held	No. of Meeting attended
1.	Shri Ajay K. Kadakia Chairman (Upto 15/02/2021) Regional Chairman- Eastern Region Member- Merchant Exporter Panel	3	2 (as Chairman) 1 (as immediate past chairman)
2.	Shri S.G. Mokashi Chairman (From 16/02/2021) Vice Chairman (Upto 15/02/2021) Member- Basic Organic & Inorganic Chemicals including Agro Chemicals Panel	3	3
3.	Dr. Shavak Bhumgara Chairman- Dyes & Dye Intermediate Panel	3	2
4.	Shri Satish Waman Wagh Chairman- Basic Organic & Inorganic Chemicals including Agro Chemicals Panel	3	3
5.	Dr. Uday S. Kharote Chairman- Cosmetics, Soaps, Toiletries & Essential Oils Panel	3	3
6.	Shri Abhay Udeshi Chairman- Specialty Chemicals including Castor Oil Panel	3	3
7.	Shri Bharat Mehta Chairman- Merchant Exporters Panel	3	3
8.	Shri Bhupendra C. Patel Regional Chairman- Gujarat Region Member- Dyes & Dye Intermediate Panel	3	3
9.	Shri Harin D. Mamlatdarna Regional Chairman- Eastern Region Member- Dyes & Dye Intermediate Panel	3	1
10.	Shri Nitin Nabar Regional Chairman- Southern Region Member- Cosmetics, Soaps, Toiletries & Essential Oils Panel	3	3
11.	Shri Ankit S. Patel Member- Dyes & Dye Intermediate Panel	3	3
12.	Shri Bhavesh Mody Member- Basic Organic & Inorganic Chemicals including Agro Chemicals Panel	3	2




Sr. No.	Name of the Committee Members	No. of Meetings held	No. of Meeting attended
13.	Shri Manish P. Sanghvi Member- Basic Organic & Inorganic Chemicals including Agro Chemicals Panel	3	3
14.	Shri Mahesh B. Chandnani Member- Cosmetics, Soaps, Toiletries & Essential Oils Panel	3	1
15.	Shri Kashiprasad C. Murarka Member- Specialty Chemicals including Castor Oil Panel	3	-
16.	Shri Bipin K. Shah Member- Merchant Exporters Panel	3	-
17.	Shri S.G. Bharadi Executive Director (Upto 27/11/2020)	3	2
18.	Shri Deepak Gupta Acting Executive Director (From 28/11/2020)	3	2 (as Deputy Director) 1 (as Actg. Executive Director)

Some of the major points discussed/decisions taken in the above meetings are listed below:

1. Included the issue of Inverted duty Structure in Oleochemicals in the Pre-Budget Proposals for 2021-22 after consulting Mr. Nitin Nabar, Regional Chairman- Southern Region. Also requested for Reinstatement of Customs Duties exemption on import of inputs with actual user condition for the use in the manufacture of Soaps & Oleochemicals withdrawn in 2019 Union Budget vide Notification No. 25/2019 dtd 06.07.2019.
2. Representation on clarification on availability of ECLGS scheme to MSME through Co-operative Banks to Joint Secretary, EP (CAP), Department of Commerce, Government of India on October 1, 2020. RBI has also issued circular dtd. October 7, 2020 whereby they have included Co-operative banks as lending Institutions under Interest Subvention Scheme for MSME (2018). Under this scheme, a Subvention of 2% is available to MSMEs on their outstanding/new working capital upto 1 crore which is valid till March 31, 2021. The said update is circulated to all members for their information.
3. Shri Satish Wagh, Chairman of the Chemical Panel brought to the notice of the Committee problems being faced by the members especially with regard to the stringent environmental norms to be followed which are adversely affecting industries to increase their exports or to double it during the next 5 years. The Chairman of the Council informed that during the Chemical Ministry meeting dated 25th June, 2020 Jt. Secretary in the Ministry of Environment, Forest & Climate Change have taken up the issues very strongly and the Council is also trying its level best to resolve the issue.



4. Difficulties being faced by the SSI industries in getting manufacturing license for hand sanitizers due to the outbreak of COVID-19, representations received from the members on the said issue have been taken up with the FDA Commissioner for consideration.
5. OFAC Iran Issue on 10th January, 2020 the US Government had come out with Executive Order no. 13902 under OFAC signed by US President wherein Section (1) Mentions about sanctions on persons operating in “construction, mining, manufacturing, and textiles sectors of the Iranian economy”. Due these provisions, export transactions with Iran are practically banned except for humanitarian goods and food. There was a waiting period of 90 days and from April 2nd week this order came into effect. The OFAC orders of US are strictly tracked by UCO Bank and IDBI Bank who are the only official channels of rupee payment facility. If these banks doesn't want to handle such transactions, not much can be done.
6. Notification on the proposed ban on 27 pesticides, EP(CAP) Division who had then taken up the issue with the Chemical Ministry and the Agriculture Ministry and because of that another Notification has been issued allowing these pesticides exports with prior permission and extended to raised objection time limit from 45 to 90 days.
7. Sebacic acid the HS code of Sebacic acid has been changed from 1st Jan. 2020, there are around 34 items where HS codes have changed and in one case even deleted. This list is already sent to DGFT HQ few times. During the last six months the Council has represented this issue several times starting from 8th Jan 2020 itself followed by several reminders. The issue of MEIS HS code change was highlighted to Shri AmitYadav, DGFT during a VC on 24th June, 2020 held by FICCI. Shri Yadav advised that they are actively considering this matter and although it requires an inter-ministerial meeting, they are hopeful of coming out with a clarification/notification to resolve this issue. The said issue encountered in 2017 also which was resolved in due course.
8. More than 55 representations were sent to the Ministry of Chemicals & Fertilisers and the Ministry of Commerce & Industry as well as the DGFT & in case of serious industry specific issues like MEIS HS code change, Demurrage/ detention/ Ground rent etc. by shipping lines/ CFS, IGST refunds etc. several reminders have also been sent. The shipping lines and CFS's are not waiving off demurrage/ ground rent etc. charges in violation of DGS order no. 11 dated 21/04/2020. The council has also represented this issue to DOC/ DG Shipping several times.
9. Represented the issue of the Merchant Exporters that the Merchant Exporters should be considered as a part of MSME because all other service providers are considered as MSME and since Merchant Exporter also provides services. The Merchant Exporter today practically contributes 45-50% of India's exports and it is mainly providing a hand holding for all medium, micro and small manufacturers.
10. The Chairman of the Council appraised about the meeting he had with the Chemical Ministry in the morning of 25.6.2020 wherein Jt. Secretary in the Ministry of Environment, Forest & Climate Change was also present, It was assured that the EC will be issued within 90 days and if companies does not get the EC within that time, they can approach Jt. Secretary in the Ministry of Environment.



11. Shri Satish Wagh, Chemical Panel Chairman informed on the difficulties being faced by the industries specially MSME due to machinery accidents, as well as the penalty being charged, etc.
12. MEIS Application issue: The server does not accept the MEIS application from April- August. This was discussed in the CIM meeting and it was decided to take up the matter with Revenue Department. Hon'ble Minister has assured that those MEIS will be made available for everyone. Hon'ble Minister of Commerce & Industry has reassured that whatever they have declared that Rs. 2 Crore per Company, per IES is the limit and whatever comes within the limit of Rs. 2 Crore would be applicable and exporters would get between September-December, 2020.
13. Risky Exporters Issue: The Joint Secretary, Revenue Department will try and work out a system by which the issue of Risky Export would be resolved.
14. Raw Material Availability: Immediate past Chairman apprised the Committee that there is a shortage of Sulphur because refineries have dropped production due to scarcity in availability of sulphur. All Sulphur related products like Sulphuric Acid, Chloro Sulphonic Acid and many others are in short supply and they are practically at a very high rate. Aniline is a monopolized situation in India that NCPL (Narmada Chematur Petrochemicals Limited) is the only company manufacturing Aniline approximately 40,000 tonnes. However, country demand is more than 2,00,000 tonnes. Council has also highlighted the same in its Atmanirbhar Project.
15. The Atmanirbhar Bharat paper on Dyes & Dye Intermediates Panel which has been submitted to MoC&I. Council has identified location and the areas where Council needs help from both Central & State Government.

In the said paper members have selected a place in Gujarat for Dyes & Dye Intermediate, because 95-98% of production of Dyes & Dye Intermediate Industry is on west coast of India which is between Maharashtra & Gujarat. Thus, it is proposed to have a location close to Dahej which is close to sea. It is necessary to have industrial park close to sea and that there is good connect for both rail and road for transportation of finished goods and as well as raw materials. It is also suggested that many number of Basic Chemicals should also put up their plants in the industrial park so that there is no constraint of availability of raw material and that is how we can become Atmanirbhar as far as Dyes Industry is concerned as there is tremendous scope in this industry and if worked out as per plan within next five years, the Dyes & Dye Intermediate industry can achieve 100% growth.

16. The transportation by rail from Ahmedabad to Petrapole-Benapole border of India – Bangladesh was discussed in the Des panel Meeting. Mr. Bhupendra Patel, Regional Chairman had pointed out that there is huge demand for it as there is only one train in a week which is full at Ahmedabad itself before it passes through various cities and thus the cargo from other cities did not have place to load.
17. Availability of the containers, Shri Deepak Gupta, AED (then DD) updated the Committee that the Council had conducted internal survey whereby, Council had received details from 33 members and a representation on the same which were sent to Hon'ble CIM, DG Shipping




and Logistics division and hope that the situation will slightly cool off and the availability of the container would be better.

18. Faceless Assessment, CBIC was making some changes in the system and have come out with an advisory where they have made provision of mentioning old bill of entry numbers in the bill of entry which will help some kind of linkage with the old consignments and enable faster clearances.
19. The Government has announced the RoDTEP Scheme in September 2019 and subsequently Council had been approached by DGFT last year to submit data in the specified format which Council has already submitted. Unfortunately the launch of the scheme was delayed because government need more time to work on it.

Council received RoDTEP data from more than 20 members which was submitted to Department of Revenue for about 150 products. The data as per the format that was submitted was duly certified by the CA. The last date for submission was September end and now Council is waiting for RoDTEP rates declaration from the government because if the MEIS scheme has to be faced out from 1st January, 2021, then exporters need to understand what incentives they have to factor in the cost.

20. Shri Abhay Udeshi, Chairman-Castor Oil Panel informed that the issue of import of Castor Oil seeds by China was a temporary phase and now the issue has been resolved and there are no exports of Castor Oil to China now.
21. Formation of raw material cartel the way the Indian Manufacturers are approaching the Ministry for putting up a ban and antidumping duties on raw materials, the prices of the raw material are going up resulting in decrease in exports. There are many SMEs who are approaching Ministry for imposing anti-dumping and import restrictions on some chemicals even when their capacity is 1/3rd of the Indian consumption, in such cases Government should not consider restriction of the smaller capacity products from imports.
22. Representations to MOF regarding various issues like amendment in Union Budget on IGST Refund (section 16), Notices received from Members regarding IGST refunds of exports and advance authorization, Custom Duty exemption which are removed on Ethanol, Bisphenol A, Carbon Black, EPCH, Inverted duty structure, Issue of Oleo chemicals etc.
23. The Finance Bill has amended Section 16(3) of the IGST Act which earlier provided the facility to an exporter to either export on payment of the integrated tax or without payment of the integrated tax. Those, who were exporting on payment of integrated tax, were getting IGST refund from the Customs on shipment basis without any application in a faceless manner. The process of Input Tax Credit involves choosing a period for filing the claim, uploading the documents and thereafter, with considerable delay, getting the payment. The said amendment has provided only the facility to make export without payment of integrated tax, under Bond or LUT.
24. Council has sent representations to Honorable FM on 5th Feb 2021 requesting intervention so that the facility of payment of IGST, as originally envisaged under the Act, may be restored to the exports sector. The IGST refund system is working seamlessly and preferred by most of the exporters as claiming ITC refund is supposed to be cumbersome, besides adding to the transaction time and cost.



25. There is a proposal in Budget 2021-22 to review 400 exemptions by October 31 like there are various chemicals/ feed-stocks like **Ethanol, Bisphenol-A, Epichlorohydrin, Carbon Black** etc. where duty exemptions have been withdrawn or duty is increased. There will be a duty ranging from 5 to 7.5% which will impact downstream user industries. Representations have been sent to CBIC, DCPC, DOC for support in this matter.
26. From March 2020 till January-2021 council has disbursed Rs. 13,77,38,798/- to 208 number of companies for their 607 substances registration under EU REACH.
27. Council received grant of Rs. 4,44,17,812/- for 21 Companies for EU REACH registration of their 28 substances vide DOC letter no K-11020/172/2020-E&MDA-DoC dated 02nd Feb 2021. The Council disbursed the said grant to all 21-companies.
28. Council received sanction of Rs. 4,31,42,569/- for 24 companies for EU registration of 31 substances vide DOC letter no K-11020/17/2021-E&MDA-DoC dated 9th March 2021. Council has already started the process of disbursement of the said amount.


**EXPORT PROMOTIONAL ACTIVITIES:****REACH:**

The Council recommended applications for reimbursement of 50% registration charges received from **77 companies** who had registered their **133 substances** under the EU REACH to the Ministry of Commerce & Industry.

The details of Sanction letters received from the Ministry of Commerce for the above said **77 companies** are given below:-

Sr. No.	Sanction Letter No.	Sanction Letter Date	No of Companies	No of Substances	Amount Sanctioned in Rs. (50% of Registration Charges)	Amt in Words
1.	K-11020/43/2020-E&MDA-DoC	09.06.2020	2	2	8,99,194/-	Rupees Eight Lacs Ninety Nine Thousand One Hundred and Ninety Four Only.
2.	K-11020/27/2020-E&MDA-DoC	24.07.2020	30	72	1,42,75,875/-	Rupees One Crore Forty Two Lacs Seventy Five Thousand Eight Hundred and Seventy Five Only
3.	K-11020/172/2020-E&MDA-DoC	02.02.2021	21	28	4,44,17,812/-	Rupees Four Crores Forty Four Lacs Seventeen Thousand Eight Hundred and Twelve Only
4.	K-11020/17/2021-E&MDA-DoC	09.03.2021	24	31	4,31,42,569/-	Rupees Four Crore Thirty One Lacs Forty Two Thousand Five Hundred and Sixty Nine Only
		Total	77	133	10,27,35,450/-	

The Council has completely disbursed the Grant in Aid received for these **77 companies** after completion of formalities as per Council's procedure.



REGISTRATION OF PRODUCTS ABROAD (AGRO CHEMICALS):

The Council recommended applications for reimbursement of 50% registration charges for 4 member-exporter for registration of their 9 agrochemical products abroad. The summary of applications received and processed by Council is given below.

Sanction Letter No.	Sanction Letter Date	No of Companies	No of Substances	Amount Sanctioned in Rs. (50% of Registration Charges)	Amt in Words
K-11020/262/2021-E&MDA-DoC	19.03.2021	4	9	85,63,047/-	Rupees Eighty Five Lacs Sixty Three Thousand and Forty Seven Only

MARKET ACCESS INITIATIVE (MAI):

Airfare reimbursement: The Council had disbursed the total an amount of Rs. 4,25,565/- for the year 2020-21 towards airfare for eligible participants who had participated in export promotional activities as per details given below:

CHEMSPEC EUROPE 2018 GERMANY From: 20-06-2018 TO 21-06-2018	6 participants	Rs. 387,437/-
BEAUTY WORLD MIDDLE EAST 2018 AT DUBAI, UAE From: 08-05-2018 TO 10-05-2018	2 participants	Rs. 38,128 /-

MEMBERSHIP POSITION AS ON 31ST MARCH, 2021 (verify with Accounts)

Category	31st March 2020	31st March, 2021 (Unaudited)
Large Scale Manufacturer	265	262
Small Scale Manufacturer	1767	1666
Merchant Exporter	1019	924
Large Scale Manufacturer cum Merchant Exporter	76	79
Small Scale Manufacturer cum Merchant Exporter	285	288
TOTAL	3412	3219



LICENCING:

The Council had received several representations from member-exporters on various issues pertaining to DOC/DGFT, CBIC, GST, RBI, IIP, EIA, CIB&RC, DCPC etc.

We had scrutinized the issues appropriately and sent various representations to the concerned departments on following:

1. Submitted Pre-Budget Proposals to DOC/ CBIC for 2021-22.
2. Suggestions on New Foreign Trade Policy
3. Inclusion of Chemicals under PLI Scheme
4. Submission of report to ministry on Atmanirbhar for Dyestuff sector
5. Early announcement of RoDTEP rates for chemical sector items and including AA, EPCG, EOU under RoDTEP scheme.
6. Processing MEIS Reward for shipments from 1st April 2020 to 31st August 2020 period & Removal of Rs. 2.00cr Ceiling on MEIS reward per IEC from 1st Sept 2020 to 31st Dec 2020 period.
7. Clarification/ recommendation on HS CODES changed w.e.f 1st Jan 2020 but not updated in MEIS Schedule.
8. Rationalization/ Reduction in customs duty on feedstock Acetic Acid (HS code: 29152100)
9. Issue of restoring Concessional Rate of Duty on Import of Denatured Ethyl Alcohol (Ethanol) under Customs Tariff Heading 22072000. There are other such chemicals like Bisphenol-A etc.
10. Resolution of Inverted duty structure issue faced by Oleo-chemicals sector
11. Container availability for export shipments & surge in Ocean freights Issues
12. Issues faced due to implementation of CAROTAR 2020 and faceless assessment by the importers
13. Waiver of Demurrage/ Detention/ Ground Rent charges accrued due to lockdowns
14. Non-availability of Raw Material/ High Prices in inorganic and organic chemicals sector.
15. Representation to CIB&RC on import permit
16. Representation to DCPC seeking extension in deadlines for compliance with BIS registrations
17. Expansion of Interest Equalization Scheme by Addition of More tariff Lines for Non-MSME's and Merchant Exporters
18. Streamlining Pollution/ Environment control Norms
19. Resolution of issue of RISKY exporters
20. The transportation by rail from Ahmedabad to Petrapole-Benapole border of India – Bangladesh



21. Representation to RBI seeking clarification on availability of ECLGS scheme to MSME through Co-operative Banks
22. Difficulties being faced by the SSI industries in getting manufacturing license for hand sanitizers due to the outbreak of COVID-19
23. Delay in approvals from FDA for cosmetic exports
24. Draft Notification on the proposed ban on 27 pesticides
25. Inclusion of Merchant Exporters as a part of MSME because all other service providers are considered as MSME
26. Representations to MOF regarding amendment in Union Budget on IGST Refund (section 16)
27. Notices received by Members from GST Intelligence Department for claiming refund of IGST while exporting under advance authorization.
28. Request to IIP to extend validity of UN certificates which were expiring during lock-down periods
29. Request to DoC/ EIA regarding issues faced by overseas buyers at Vietnam/Thailand customs as they were not accepting eCOOs issued from DGFT's COO portal.
30. Interactions with UCO Bank regarding export of chemicals to Iran
31. Technical issues faced due to migration of DGFT's services to their new portal
32. Other representations to Custom field formations on delay in DBK, IGST Refunds, customs clearances etc.
33. Other representations to DGFT on EDI/ DES related matters

OVERSEAS TRADE DISPUTE

The Council received representations from exporters on overseas trade disputes related to delay in exports payment, supply of sub-standard materials etc. As a follow-up action, letters were sent to Indian Missions abroad for intervention.

INFORMATION TO MEMBERS

The Council disseminated information to member-exporters pertaining to DGFT/CBIC/RBI/ GST/ FTA, etc. notifications. Information received on TBT/SPS Measures etc were also passed on to the members as well as uploaded on website.

NON-PREFERENTIAL CERTIFICATE OF ORIGIN:

As per practice Member-Exporters are approaching the Council requesting for issuance of Certificates of Origin (Non-preferential) and attestations connected with documents like Export Invoice, etc. in respect of their products exported by them to various overseas countries. The Council scrutinizes the said documents received from them and issues certificates accordingly.

During the F.Y. 2020-21, 3198 Certificates of Origin (Non-preferential) were issued to the member exporters.



VISA RECOMMENDATION LETTERS:

A number of applications are being received by the Council from the Member-Exporters from time to time requesting for recommendation letters to various foreign missions in India for issuance of Visa in favour of their officials as also Officers of the Council, for their visit abroad in connection with export promotional activities.

Their applications are being scrutinized by the Council and Recommendation letters are issued to them accordingly. During the year under review, only 2 Recommendation letters for Visa (i.e April 2020 to March 2021) were issued by the Council to various Foreign Missions in India in favour of our Member-exporters as well as Officers of the Council.

EXPORT PERFORMANCE CERTIFICATE

Council has issued export performance certificate to member exporters on their request which has helped them import under Advance Authorization / EPCG without Bank Guarantee.

REGION WISE MEMBERSHIP DURING APRIL 2020 TO MARCH 2021

Head office, Mumbai:

Sr. No.	Particulars	Details
1.	Registration Cum Membership Certificate (RCMC)	
	Fresh	41
	Renewed	175
	Combined	0
	Incorporated Amendments	18
2.	Non Preferential Certificate of Origin.	
3.	Visa Recommendation Letters	
4.	Total Addition of New Member	41

Regional Office- Ahmedabad:

Sr. No.	Particulars	Details
1.	Registration Cum Membership Certificate (RCMC)	
	Fresh	59
	Renewed	88
	Combined	0
	Incorporated Amendments	19
2.	Non Preferential Certificate of Origin.	0
3.	Visa Recommendation Letters	0
4.	Total Addition of New Member	59

**Regional Office- Bengaluru:**

Sr. No.	Particulars	Details
1.	Registration Cum Membership Certificate (RCMC)	
	Fresh	18
	Renewed	26
	Combined	07
	Incorporated Amendments	0
2.	Non Preferential Certificate of Origin.	3198
3.	Visa Recommendation Letters	0
4.	Total Addition of New Member	18

Regional Office- Kolkata:

Sr. No.	Particulars	Details
1.	Registration Cum Membership Certificate (RCMC)	
	Fresh	6
	Renewed	15
	Combined	0
	Incorporated Amendments	0
2	Non Preferential Certificate of Origin	
3.	Visa Recommendation Letters	
4.	Total Addition of New Member	6


Regional Office- New Delhi:

Sr. No.	Particulars	Details
1.	Registration Cum Membership Certificate (RCMC)	
	Fresh	39
	Renewed	21
	Combined	06
	Incorporated Amendments	19
2.	Non Preferential Certificate of Origin.	0
3.	Visa Recommendation Letters	0
4.	Total Addition of New Member	39

**SEMINAR/INTERACTIVE MEETINGS/ BY HEAD OFFICE & REGIONAL OFFICES:**

During the period under review, the Chemexcil Officials attended the following meetings / Interactive Sessions -

Sr. No.	Date	Webinars & VC meetings
Head Office- Mumbai		
1	28 April 2020	Webinar on Important update on UK Brexit transition period by SSS
2	29 April 2020	Webinar on Assessing the Impact of COVID 19 and Business Continuity planning
3	03 June 2020	Webinar on Opportunities in the Indian Chemicals with Embassy of India, Bern, Switzerland
4	04 June 2020	Video Conference Meeting of Chemexcil Panel-III (Cosmetics, Toiletries & Essential Oils Panel) under the Chairmanship of Dr. Uday S. Kharote, Chairman, Panel-III
5	05 June 2020	Webinar by REACH LAW on Turkey REACH (KKDIK)
6	05 June 2020	Webinar on "How to Manage your Foreign Exchange Risk amid Covid-19 crisis
7	05 June 2020	Video Conference Meeting of Chemexcil Panel-II (Basic Organic Inorganic Chemicals Including Agrochemicals) under the Chairmanship of Dr. Satish Wagh, Chairman, Panel-II
8	10 June 2020	Video Conference Meeting (Zoom Meeting) of Chemexcil Panel-I (Dyes and Dye Intermediates) under the Chairmanship of Dr. Shavak Bhumra, Chairman, Panel-I
9	25 July 2020	Webinar on training course on "GHS Safety Data Sheet"
10	30 July 2020	Organized Free online course on Poison Centre notification (PCN) & its implication on SDS What's the next step?
11	19 August 2020	Organized Free online course on Poison Centre notification (PCN) & its implication on SDS What's the next step?
12	29 August 2020	Organized Webinar on training course on "GHS Safety Data Sheet"
13	02 September 2020	Webinar on Learning from Incidents: Styrene Leak at Vizag. by High Power Committee Investigator Dr. Venkateswara Rao Kamireddi
14	09 September 2020	Webinar on Overpressure Hazard Identification and Relief System Calculation Strategies by Mr. Amit Bansal, Asia Engineering Manager, Curtiss-Wright Industrial Group
15	16 September 2020	Webinar on Process Hazard Analysis - Enabler to Risk Based Decisions through Facility Life Cycle by Ms. Prashanti Bhupathi, Senior Lead, Major Accident Risk, Reliance Industries Ltd.
16	23 September 2020	Webinar on Process Hazard Analysis - Reactive Hazards Mitigation by Mr. M K Karthikeyan, Process Engineering Manager, Reactive Overpressure Protection Expert, Dow Chemical.
17	25 September 2020	Webinar on POST LOCK DOWN- the New Business Mantra, GO INTERNAL TO GET EXTERNAL BUSINESS SUCCESS
18	26 September 2020	Webinar on training course on "GHS Safety Data Sheet"




Sr. No.	Date	Webinars & VC meetings
19	07 October 2020	Webinar on Importance of LIVE Process Hazard Analysis Status and Case Studies on Deviations by Ms. Geetali Thakur, HSE Head, Deccan Fine Chemicals
20	14 October 2020	Webinar on Layer Of Protection Analysis (LOPA) semi-quantitative risk assessment tool by Mr. Chaitanya Gottimukkala, Principal Engineer, SRE Veda
21	16 October 2020	Webinar on How to Manage Rupee Volatility Ahead of US Election with Best Hedging Practices after Revised RBI Guidelines
22	20 October 2020	Chemexcil webinar on CAROTAR 2020, "Customs (Administration of Rules of Origin under Trade Agreements) Rules, 2020"
23	21 October 2020	Webinar Series on Turkey REACH (KKDIK), Turkey KKDIK Pre-registrations by Mr Frederik Johanson, Partner, REACH LAW
24	26 October 2020	Chemexcil Dyes and Dye Intermediate Panel 2nd VC Meeting under the chairmanship of Dr. Shavak Bhungara Chairman Dyes Panel
25	27 October 2020	Chemexcil Cosmetics, Toiletries and Essential Oil Panel 2nd VC Meeting under the chairmanship of Dr. Uday Kharote Chairman Cosmetics Panel.
26	27 October 2020	Webinar Series on Turkey REACH (KKDIK), Turkey KKDIK Registrations by Mr Frederik Johanson, Partner, REACH LAW
27	31 October 2020	Webinar on training course on "GHS Safety Data Sheet" on Saturday,
28	03 November 2020	Webinar Series on Turkey REACH (KKDIK), Turkey KKDIK Co-Registrations by Mr. Frederik Johanson, Partner, REACH LAW
29	04 November 2020	Webinar on Human Factors in Barrier Thinking and Bowtie Analysis by Prof. Ron McLeod, Independent Human Factors Consultant, Ron McLeod Ltd, Glasgow, UK
30	05 November 2020	Chemexcil Panel-II (Basic Organic Inorganic Chemicals Including Agrochemicals) Panel 2nd VC Meeting
31	26 November 2020	Chemexcil webinar on CAROTAR 2020, "Customs (Administration of Rules of Origin under Trade Agreements) Rules, 2020"
32	17 December 2020	Organized Webinar on Making MSME Atmanirbhar by Mr. Charudatta Pande Co-founder Suhurud consultants
33	22 December 2020	Webinar on "FOREX RISK MANAGEMENT " by Mr. Ramesh Kshirsagar Ex. General Manager, Treasury & International Banking, Credit Monitoring & CRO BANK OF MAHARASHTRA
34	26 December 2020	Webinar on training course on "GHS Safety Data Sheet"
35	07 January 2021	Webinar on UK REACH: how to comply as non-UK manufacturer by Global Product Compliance, Sweden
36	08 January 2021	Webinar on Advance excel training by COMP Etc. Mr. Shirish Marathe from COMP
37	15 January 2021	Chemexcil Webinar on "Online Registration & Compliances for Exporters & Importers" by Mr. Mihir Shah Consultant, Advisor and Trainer in International Business.
38	19 January 2021	Webinar on Post-BREXIT Cosmetics Regulatory Changes in the UK and EU27
39	20 January 2021	Orientation of Chemical Industrial Disaster Risk Management (CIDRM)



Sr. No.	Date	Webinars & VC meetings
40	05 February 2021	Webinar on Post-Budget Analysis of Impact of Union Budget 2021-22 on Export/ Import”
41	10 February 2021	An INTERACTIVE WEBINAR ON “UK REACH”
42	05 March 2021	Chemexcil Webinar on Vietnam Chemicals Law and National Chemical Inventory Notification by Mr. Shrirang Bhoot, CTO (Global) & Head of GPC India Nagpur Office and Mrs. Ketki Kulkarni, Senior Manager (Regulatory & Client Account), GPC – India.
43	25 March 2021	Webinar on chemical Regulatory Updates in India by GPC India
44	26 March 2021	Chemexcil 3rd Panel meeting of Cosmetics Panel

RO – AHMEDABAD

Sr. No.	Date	Webinars & VC meetings
1	10 June, 2020	First Video Conference Meeting (Zoom Meeting) of “Panel-I (Dyes and Dye Intermediates)” under the Chairmanship of Dr. Shavak Bhumgara (Chairman - Dyes & Dye Intermediate Panel - Chemexcil).
2	5 July, 2020	Attended Webinar on “Logistics & Supply Chain Management A Gateway To Success” Organized jointly by Ganpat University, Management Studies and Safe education.
3	7 July, 2020	Attended First Meeting of “District Level Export Promotion Committee” organized by DGFT and District Collector Office
4	10 July, 2020	Attended Webinar on : “How to avoid frauds in International Trade” Webinar was organized by EEPC
5	16 July, 2020	Attended Webinar on “Banking issues related to Export Import Trade (EXIM)” Organized jointly by EXIM Club Ahmedabad, FIEO and BANK OF INDIA.
6	12 August, 2020	Attended the webinar on “Why and how to import and export “ conducted by Import Export Federation
7	14 August, 2020	Attended Webinar on “UN Certification through Online Application” Organized by Indian Institute of Packaging (IIP)
8	18 August, 2020	Attended Webinar on “ How to avoid risk in Foreign Trade” Organized by Mr. Jagdish Bhatia, Bhatia Export Training & Consultancy
9	23 August, 2020	Attended Virtual Exhibition : “ASIA LABEX EXHIBION” Organized by Fenza Exhibitions Pvt Ltd.
10	13 October, 2020	Attended Meeting of “District Export Promotion Committee” Organized by DGFT and District Collector Office
11	12 November, 2020	Attended “Meeting of Committee on Quality Complaint & Trade Dispute (COCTD) Ahmedabad ” Organized by DGFT




12	24 December, 2020	Attended Meeting with Shri P K Taneja, IAS- Retd., Director General, Gujarat Institute of Disaster Management and other officials on "Chemical Industrial Disaster Management"
13	20 January, 2021	Organized Webinar On "Orientation of Chemical Industrial Disaster Risk Management (CIDRM): Disaster Preparedness – Protect your Industries, Protect your people, Protect yourself!" CHEMEXCIL in Association with Gujarat Institute of Disaster Management (GIDM) organized the Webinar On "Orientation of Chemical Industrial Disaster Risk Management (CIDRM): Disaster Preparedness – Protect your Industries, Protect your people, Protect yourself!" on 20th January, 2021. Around 80 Participants attended this webinar. "
14	20 February, 2021	Attended Meeting of "District Export Promotion Committee" Organized by DGFT and District Collector Office
15	9 March, 2021	Attended "Meeting of Committee on Quality Complaint & Trade Dispute (CQCTD) Vadodara " Organized by DGFT
16	12 March, 2021	Attended the "District Export Hub Programme and Export awareness at Ahmedabad " Participated and interacted in this meeting. Organized by Office of Addl. Director General of Foreign Trade, Ahmedabad
17	19 March, 2021	COA MEETING
18	22 March, 2021 To 26 March, 2021	Attended the Meetings with Office of Deputy Director General of Foreign Trade, Vadodara for organizing the "District Export Hub Programme and Export awareness at Bharuch " Attend the Meetings with Ankleshwar Industries Association for the "District Export Hub Programme and Export awareness at Bharuch "
19	24 March, 2021	3rd Virtual Panel Meeting of Chemexcil Panel –II
20	26 March, 2021	3rd Virtual Panel Meeting of Chemexcil Panel –III
21	26 March, 2021	Organized the "District Export Hub Programme and Export awareness at Bharuch " Office of Director General of Foreign Trade, Vadodara & CHEMEXCIL with support from Ankleshwar Industries Association Organized a program on "DISTRICT EXPORT HUB PROGRAMME AND EXPORT AWARENESS AT BHARUCH" on 26th March, 2021 at Ankleshwar Industries Association. The dignitaries present and addressed the gathering were Dr. Rahul Singh, ITS, Deputy DGFT, RA, Vadodara, Mr. J B Dave, GM, DIC, Mr. Ramesh Gabani, President, Ankleshwar Industries association, Mr. Priyank Jani, HDFC Bank and Mr. Sunmeetsingh Brar, CHEMEXCIL. Around 35 Participants attended this program.

**Regional Office- Bengaluru**

Sr. No.	Date	Webinars & VC meetings
1	31 August, 2020	Participated in Interaction with Trade representatives. During monthly WebEx held on 31.08.2020. Presentation of Shri Anirudha S Kulkarni Joint Commissioner on various initiatives of CBIC & that of Shri JV Patil addl DGFT, Bangalore
2	01 September, 2020	Participated in FIEO's webinar on 'Application of New DGFT Trade Facilitation Site' to understand changes especially in terms of policy, extension of time of claiming incentives and availing licenses & procedure for claiming.
3	04 December, 2020	Participated in FKCCI jointly in association with Commercial Tax Dept, Govt Of Karnataka, Central Taxes Department, Govt Of India, Bengaluru and National Information Centre (NIC) organized a Virtual Meet on E invoice System, E Waybill & GST Updates.
4	18 January, 2021	Participated in VTPC organized the 106 th Export Management Training Program (EMTP) through virtual mode between 18th to 22nd Jan 2021. For exporters and all those interested in learning from experts in international trade!
5	22 December, 2020	Organized Webinar on Forex Risk Management enables you to implement a set of rules and measures to ensure any negative impact of a forex trade is manageable. An effective strategy requires proper planning from the outset, since it's better to have a risk management plan
6	24 February, 2021	Participated in FIEO's Webinar on Challenges in Export Documentation, Logistics & Shipping on 24th February, 2021 at 3 pm.
7	19 February, 2021	Participated in interactive meeting on GST Issues Shri M S Srikar, IAS, Commissioner, Commercial Taxes Department, Govt of Karnataka.

Regional Office- Kolkata

Sr. No.	Date	Sub of the Seminar / Meeting / Interactive Sessions
1.	3 July 2020	CHEMEXCIL organized meeting with WBIDCL about land allotment for setting up a MEMSE Chemical Plant with Shri P. Kamalakanth – Executive Director of West Bengal Industrial Development Corporation Ltd to discuss about land acquisition for setting up a MSME Chemical Plant.
2.	31 July 2020	CHEMEXCIL jointly with Plexconcil and Yes Bank organized Webinar on Atmanirbhar Bharat Schemes for MSMEs to help our member exporters and to provide an overview of Atmanirbhar Bharat schemes for MSMEs, funding option available under the scheme, enhancement of CGTMSE & Emergency Fund Schemes.




3.	28 August 2020	CHEMEXCIL organized webinar jointly with Plexconcil on RETHINKING INTERNATIONAL MARKETING because during the COVID-19 pandemic and growing global economic uncertainties, Chemexcil striving to guide the member exporters on how to overcome the challenges at multiple levels and supporting them in their business continuity plans.
4.	18 December 2020	Attended webinar on Anti-Dumping & Trade Remedies organized by Ministry of MSME – Development Institute, Kolkata and Ministry of Commerce & Industry, Directorate General of Trade Remedies (DGTR), New Delhi.
5.	24 December 2020	Attended webinar on Quarterly Return Monthly Payment (QRMP) Scheme organized by DGTS, Kolkata as the basic intention of the scheme is to give relief to those registered taxpayers, having aggregate turnover in the preceding financial year within 5 crores, from filing monthly GSTR-1 & GSTR-3B Returns – who in turn small have the option of Filing both the Returns on a Quarterly basis.
6.	28 December 2020	Attended webinar organized by DGFT, Kolkata on Inputs for New Foreign Trade Policy.
7.	30 December 2020	Attended webinar organized by Merchants' Chamber of Commerce & Industry on Strategy for Economic Growth in New Normal.
8.	29 January 2021	CHEMEXCIL organized webinar jointly with Plexconcil & Yes Bank on OVERVIEW ON INCOTERMS(R) RULES AND UPDATE ON INCOTERMS(R) 2020 as the Incoterms® rules provide specific guidance to individuals participating in the import and export of global trade on a daily basis.
9.	19 February 2021	Attended webinar on Import Reduction / Substitution and Export Promotion in MSME sector organized by MSME – Development Institute, Kolkata
10.	12 March 2021	Attended Interactive Webinar with H.E. Mr. Vincenzo De Luca, Ambassador of Italy to India organized by FICCI.
11.	26 March 2021	Attended Virtual training cum interactive webinar on recent changes in the GST rule with regard to IGST Refund on Exports organized by Plexconcil.

Regional Office- New Delhi

Sr. No.	Date	Webinars & VC meetings
1	20 June 2020	Virtual Conference on Chemical Industry organized by CII.
2	30 June 2020	Webinar on Support Services for SME Growth organized by SME Chamber of India & SME EPC and sponsored by M/s Supriya Life Science.
3	13 July 2020	2nd Meeting of Steering Committee on IndiaChem 2020.
4	23 July 2020	Webinar on Indian Chemicals: Creating Collaborative Growth System organized by Indian Chemical News.
5	28 July 2020	VC Meeting with designate Ambassador of India in Brazil.



Sr. No.	Date	Webinars & VC meetings
6	29 July 2020	VC Meeting of EPCs with JS-EP(CAP) to review the export performance of EPCs.
7	31 July 2020	VC meeting organized by ICC on the Draft Order to ban 27 Pesticides.
8	04 August 2020	VC Meeting on India –UK Bilateral Trade Summit.
9	11 August 2020	Demo of Virtual Exhibitions by various Vendors.
10	14 August 2020	VC Meeting organized by CBIC on RoDTEP.
11	17 August 2020	ICIB Webinar on live session with the Royal family of Abu Dhabi on Hand holding MSME success in Middle East.
12	18 August 2020	Webinar organized by ICC on Environmental and Pollution Control compliance for Chemical and Pharma Industries.
13	25 August 2020	ICC & FFTR Webinar on the Status, Potential and Effectiveness / Role of various Trade Remedy Measures.
14	04 September 2020	VC Meeting with Commissioner (SW) with PGAs regarding uploading of documents on e- SANCHIT platform.
15	08 September 2020	VC Meeting of Industry Associations with Secretary (C&PC) regarding import substitution of major / critical Chemicals for AtmaNirbhar Bharat.
16	18 September 2020	VC Meeting with JS(Chemicals) for discussion on BIS Standards of Chemicals.
17	29 September 2020	Specialty Chemicals Virtual Summit & Expo / Seminar organized by FICCI.
18	1 October 2020	Webinar on CAROTAR 2020 / Customs administration of ROO under various trade agreements organized by FICCI / FIEO / CBIC.
19	07 October 2020	VC Meeting with Secretary (C&PC) for discussion on trade remedial measures and promotion of mandatory specifications of Chemicals / intermediates.
20	09 October 2020	ICN (Indian Chemical News) e-Conference on Role of MSMEs on AtmaNirbhar.
21	05 November 2020	Organized VC Meeting with the members of Panel –II under the chairmanship of Chairman Panel-II.
22	05 November 2020	Webinar on Agrochemicals organized by FICCI & HIL.
23	11 November 2020	VC Meeting of EPCs with JS (E&MDA) for discussion on the important issues of EPCs.
24	24 November 2020	ICPC 2020 (Virtual Indian Chemicals & Petrochemicals Conference) organized by CII.
25	26 November 2020	Webinar organized by Council on CAROTAR.
26	27 November 2020	VC Meeting with JS-EP(CAP) for discussion on pre-budget proposals.
27	01 December 2020	Agrochemicals Conclave organized by FICCI.
28	10 December 2020	VC meeting organized by Drawback Division, CBIC for discussion on RoDTEP.
29	11 December 2020	VC Meeting organized by FICCI with member bodies.



Sr. No.	Date	Webinars & VC meetings
30	17 December 2020	VC Meeting for discussion on BIS Standards for certain Chemicals.
31	18 December 2020	VC Meeting of JS(E&MDA) with EPCs / CBs / Trade Bodies for discussion on MAI Schemes.
32	22 December 2020	Webinar on Forex Risk Management / Hedging Foreign Contracts.
33	22 December 2020	E-Conference on making India Global Agrochemical Manufacturing Hub, organized by Indian Chemical News.
34	23 December 2020	VC Meeting with DS(TPD), DoC for discussion on TBT issues / NTBs for exports.
35	29 December 2020	Webex meeting of DGFT (CLA-Delhi) for redressal of exporters issues.
36	04 January 2021	VC Meeting of Commissioner (SW), CBIC with PGAs to identify mandatory documents for import clearance on e-SANCHIT.
37	05 January 2021	MEA Meeting of EPCs with the representatives from various State Governments for discussion on the potential and promotion of exports from states.
38	11 January 2021	Stakeholder consultation - VC meeting organized by DCPC for discussion on BIS standards.
39	15 January 2021	Webinar on Online registration compliances for exporters / importers.
40	19 January 2021	Webinar on Post BREXIT Cosmetics Regulatory changes in UK & EU27.
41	20 January 2021	Webinar on Chemicals Industrial Disaster Risk Management (CIDRM)
42	27 January 2021	Webinar / Session on exploring investment opportunities in PCPIR, Rajasthan.
43	09 February 2021	Webinar on India's Chemical Industry Outlook 2021 organized by ICN.
44	15 February 2021	VC meeting with JS-(E&MDA) on India-EU re-initiation of negotiations for trade & investment.
45	24 February 2021	VC Meeting of EPCS with AS (NAFTA), Doc for discussion on export constraints in NAFTA region.
46	05 March 2021	Webinar organized by DCPC on Implementation of Budget announcement for 2021-22.
47	24 February 2021	Organized Panel-II Meeting under the chairmanship of Shri Satish Wagh, Chairman, Panel-II, CHEMEXCIL.
48	25 March 2021	Webinar on latest update on India's Draft Chemical Regulation.



CHEMEXCIL'S COMPLETED EVENTS DURING THE YEAR 2020-21 UNDER MAI

Brief About Each Event

Indian Dyes Virtual Trade Fair, Bangladesh, 2020

As an export promotion measure, CHEMEXCIL organized its first-ever Virtual Show **Indian Dyes Virtual Trade Fair, Bangladesh 2020**, exclusively for the dyes sector, which was scheduled from **17th - 19th October 2020**.

Bangladesh majorly imports dyes & textile chemicals from countries like India, Singapore, China, Taiwan, and South Korea, etc. The demand for dyes & textile chemicals in Bangladesh is largely driven by exports of knitted and woven garments from the country to the international market.

In this ongoing pandemic, there are restrictions on overseas travel all across the globe. Considering the Need for time, virtual shows are a good platform to connect with overseas buyers and build long term business relationships, hence Council has come up with this unique export promotional measure as virtual shows to connect with overseas buyers and build long-term business engagements.

The event was conducted on online Venue <https://chemexcil.GPEexpo.com> and received kind support from the High Commission of India Dhaka, Bangladesh & Bangladesh Paint Manufacturer Association.

The offline inauguration was organized on **17th October at 9.30 am** in the kind presence of the **Chief Guest Shri. Vikram Doraiswami, Honourable High Commissioner, High Commission of India** in Bangladesh, **Guest of Honour Shri. S Suresh Kumar, Honourable Joint Secretary from Ministry of Commerce & Industry, Government of India** along with **Shri. Ajay Kadakia Chairman, CHEMEXCIL & Shri. S.G. Bharadi, Executive Director, CHEMEXCIL**.

The show has witnessed **40 Indian Member Exporters** and over more than **480** Visitors and delegates, of which **417** buyers from Bangladesh.

Indian Chemicals and Cosmetics Virtual Trade Exhibition, Vietnam, 2020

After Successful Virtual Trade Fair, Bangladesh, 2020 show, Council has organized Virtual Show in Vietnam i.e. **Indian Chemicals and Cosmetics Virtual Trade Exhibition, Vietnam**, which was scheduled from **24th & 25th of November, 2020**.

Vietnam as we all know is an important market especially for Dyes & Dye Intermediates, Chemical, Agro Chemicals and the Cosmetics sector.

The Show was conducted online Venue <https://Chemexcil.GPEexpo.com> and received kind support from the Consulate General of India, Ho Chi Minh City, Vietnam & Vietnam Chamber of Commerce & Industry, Ho Chi Minh City, Vietnam.

The offline inauguration was organized on **24th November at 9.30 am** in the kind presence of the Chief Guest **Shri. Pranay Verma - Ambassador, Embassy of India in Hanoi, Vietnam, Dr. Madan Mohan Sethi, Consul General of India in Ho Chi Minh City, Vietnam, Shri S Suresh Kumar, Joint Secretary, Department of Commerce, Ministry of Commerce & Industry, Government of India,**



Mr. Vo Tan Thanh, Vice President cum General Director, Vietnam Chamber of Commerce & Industry, Ho Chi Minh City, Vietnam along with **Shri. Ajay Kadakia Chairman, CHEMEXCIL & Shri. S.G. Bharadi, Executive Director, CHEMEXCIL.**

Total **30 member-exporters** from CHEMEXCIL of Chemicals / Dyes and Cosmetic sectors attend the above event. The show evinced good responses with more than **150 Visitors and delegates.**

Vietnam Chamber of Commerce & Industry, Ho Chi Minh City, Vietnam had provided tremendous support regarding the telemarketing service and mobilizes Buyers/importers of this event.

For wide publicity of the event, CHEMEXCIL has given an advertisement in various local newspapers such as Vietnam News Paper (national paper in English), Vietnam News Online (National online paper in English), Vietnam Investment Review Online (VIR) (English), Cong Thuong Online, (Vietnamese language), Thoi Bao Kinh Te Saigon Online, (Vietnamese language), VNEconomy - VN Online (Vietnamese language) as per the directive of the Consulate General of India, Ho Chi Minh City, Vietnam.

Indian Chemical & Cosmetic Virtual Exhibition For Africa Region - (Kenya, Tanzania, Nigeria, South Africa And Ethiopia)

Africa Region as we all know is an important market especially for Dyes & Dye Intermediates, Chemical, Agro Chemicals and Cosmetics sector. As an export promotion measure, CHEMEXCIL organized this **Virtual Exhibition INDIAN CHEMICAL & COSMETIC VIRTUAL EXHIBITION, AFRICA REGION i.e. (Kenya, Tanzania, Nigeria, South Africa and Ethiopia) which was scheduled from 23rd to 26th of February, 2021.**

The main objectives to organize this Virtual Exhibition were:-

- To establish good contacts with business enterprises and commercial organizations and to build the vibrant platform for promoting exports to Africa Region.
- To explore the possibilities of expansion of two way trade.
- Possibilities of collaboration in Africa Region.

The Show was organized on online Venue <https://chemexcil.gpeexpo.com> and received kind support from the Indian Missions in Kenya, Tanzania, Nigeria, South Africa and Ethiopia.

The offline inauguration was organized on **23rd February, 2021** at 1300 hrs (IST). The inaugural session had Welcome **Address by Shri S G Mokashi, Chairman, CHEMEXCIL**, Keynote Address by **Shri S Suresh Kumar, Joint Secretary, EP (CAP) Division, Ministry of Commerce and Industry, Government of India**, Special Addresses by **Shri Robert Shetkintong, Ambassador, The Embassy of India in Addis Ababa, Ethiopia**, **Shri Abhay Thakur, High Commissioner of India to Nigeria**, **Shri Sanjiv Kohli, High Commissioner of India to Tanzania**, **Dr. Virander Paul, High Commissioner of India to Kenya**, **Smt. Anju Ranjan, Consul General of India to South Africa**, Vote of Thanks by **Shri Deepak Gupta, Acting Executive Director, CHEMEXCIL** and was moderated by **Shri Prafulla Walhe, Deputy Director, CHEMEXCIL.**

Total **42 member-exporters** from CHEMEXCIL participated and exhibited in this Virtual Exhibition. Evinced good response with around 292 buyers/visitors visiting the stalls of this virtual event.



We are expecting that in this ongoing pandemic this virtual show will help in building long term business engagements between the Indian and African Market.

Virtual Buyer Seller Meets with the buyers of Argentina, Brazil, Chile, Colombia and Mexico (LAC)

CHEMEXCIL organized this Virtual Buyer Seller Meets with the buyers of Argentina, Brazil, Chile, Colombia and Mexico (LAC), Which was scheduled from **17th -19th March-2021**

LAC Region is an Important market and have HUGE potential for Chemical export Business.


The Virtual BSM was conducted on the new online platform www.chemexcilb2b.com and received kind support from the Indian Missions in Argentina, Brazil, Chile, Colombia and Mexico.

The Pre-recorded Inauguration Ceremony was organized on **17th March, 2021** at 1100 hrs (IST). The inaugural session was attended by **Shri S. Suresh Kumar**, Joint Secretary, EP (CAP) DIVISION, Ministry Of Commerce and Industry, Government of India, **Shri Dinesh Bhatia Ambassador**, Embassy of India, Buenos, Argentina, **Ms. Anita Nayar**, Ambassador, Embassy of India, Santiago, Chile, **Shri Sanjiv Ranjan**, Ambassador, Embassy of India, Bogota, Colombia, **Shri Amit Kumar Mishra**, Consul General, Consulate General of India, Sao Paulo, Brazil.

The welcome address was given by **Shri S. G. Mokashi**, Chairman, CHEMEXCIL; **Vote of Thanks was given by Shri Deepak Gupta**, Acting Executive Director, CHEMEXCIL.

Total **43 member-exporters** from CHEMEXCIL have participated in this Virtual BSM. **The Show** evinced good response with around **170 buyers** and experienced more than **300 Virtual meetings** on Online Platform.

Indian exporters as well as the LAC Region Importers, dealer, end-users, and traders will get the maximum benefit out of this virtual event as LAC Countries have good potential for Chemical export Business.



SHOWS NOT UNDER MAI

Online China Interdye Expo 2020

The 20th China Interdye Exhibition 2020 which is one of the premier shows for Dyes and Dye Intermediates, Pigments and Textile Chemical industry, was held Offline as well as Online on Digital Mobile Application due to travel restriction during this pandemic. This was the first time that online participation in this show was allowed.

The online and offline show was held and promoted at the same time in **Shanghai, China from 8th -10th November 2020.**

Online Participation in the Indian Pavilion was only available to those members who had booked their stalls in the April 2020 show. On this Digital Mobile Application, all the Physical Show (offline) Visitors could exchange their business cards with exhibitors or make direct contact and could fix up the meetings. Buyers – Exhibitors fixed up meetings/chat via this App.

Total 78 member-exporters from CHEMEXCIL and 2 member-exporters from SHEFEXIL participated in this Online Show.

Indian Chemicals and Cosmetics Virtual B2B Meeting, Mozambique 2020

CHEMEXCIL in association with the **High Commission of India, Maputo & Confederation of Business Associations** of Mozambique (CTA) has organized it's first-ever "Virtual B2B Meeting – Mozambique" on 10th December 2020.

Total 35 member-exporters from CHEMEXCIL and around 20 importers/buyers of Chemicals / Dyes and Cosmetic sectors participated in the above event.

The Virtual meetings was conducted on the new online Venue www.igesia.com

The BSM was inaugurated by **Shri Rajeev Kumar – High Commissioner of India** in Mozambique, **Mr. Carlos Mesquita, Minister of Commerce & Industry Govt of Mozambique (TBC), Shri S Suresh Kumar, IAS, Joint Secretary from Ministry of Commerce & Industry, Govt. of India, India-Mozambique Chamber of Commerce** all of whom had urged the Mozambique companies to look at a new and fast-growing India.

The welcome address was given by **Mr. Ajay Kadakia, Chairman - CHEMEXCIL**. In his address, he introduced CHEMEXCIL and briefed its export performance and promotional activities. In his inaugural Address, the Shri Rajeev Kumar - High Commissioner of India in Mozambique invited the Mozambique companies to look at opportunities for further engagement with India and briefed about the Government of India's initiative 'Make in India' program to promote manufacturing in India.

Mr. Deepak Gupta, Acting Executive Director – CHEMEXCIL had given a detailed presentation about CHEMEXCIL and Indian ChemicalThe industry with export statistics of all our products

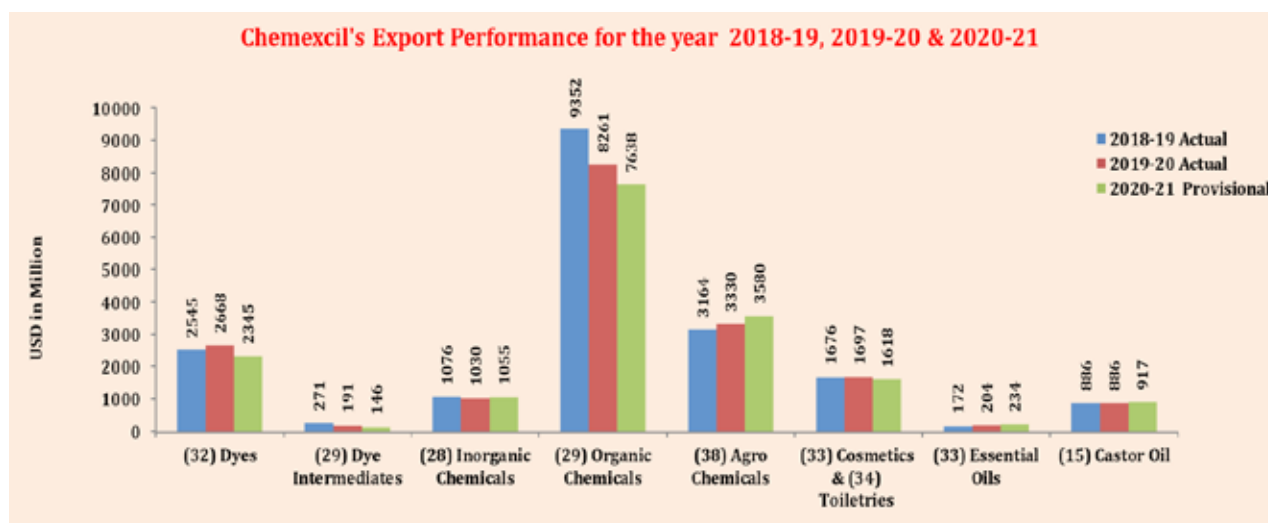
Embassy of India, Mozambique had provided tremendous support regarding the telemarketing service for mobilizing Buyers / importers of this event.

CHEMEXCIL'S EXPORT PERFORMANCE FOR THE YEARS 2018-19, 2019-20 & 2020-21

Value in USD Million

Chapter No./Panel	2018-19 Actual	2019-20 Actual	2020-21 Provisional	% growth
(32) Dyes & (29) Dye Intermediates	2816	2859	2491	-13
(32) Dyes	2545	2668	2345	-12
(29) Dye Intermediates	271	191	146	-24
(28) Inorganic, (29) Organic & (38) Agro Chemicals	13592	12621	12272	-3
(28) Inorganic chemicals	1076	1030	1055	2
(29) Organic chemicals	9352	8261	7638	-8
(38) Agro chemicals	3164	3330	3580	7
(33) Cosmetics, (34) Toiletries & (33) Essential oils	1848	1901	1852	-3
(33) Cosmetics, (34) Toiletries	1676	1697	1618	-5
(33) Essential oils	172	204	234	15
(15) Castor oil	886	886	917	4
Total	19142	18267	17532	-4

Source: DGCI&S

Chemexcil's Export Performance for the year 2018-19, 2019-20 & 2020-21




**TOP 15 COUNTRIES OF EXPORTS OF CHEMEXCIL ITEMS
FOR THE YEAR 2018-19, 2019-20 & 2020-21**

USD in Million

COUNTRY	2018-19 Actual	2019-20 Actual	% Growth	2020-21 Provisional	% Growth
CHINA P RP	3379	2716	-20	2445	-10
U S A	2108	2182	4	2241	3
BRAZIL	938	1003	7	1309	31
NETHERLAND	634	602	-5	625	4
SAUDI ARAB	581	680	17	588	-14
INDONESIA	771	685	-11	573	-16
U ARAB EMTS	539	515	-4	522	1
JAPAN	447	508	14	495	-2
GERMANY	459	470	2	469	0
BANGLADESH PR	429	450	5	466	3
BELGIUM	431	409	-5	442	8
MALAYSIA	596	580	-3	439	-24
TURKEY	378	432	14	401	-7
SPAIN	396	368	-7	355	-3
FRANCE	303	320	6	321	0
TOTAL EXPORTS OF TOP 15 COUNTRIES	12389	11920	-4	11692	-2
CHEMEXCIL'S TOTAL EXPORTS	19142	18267	-5	17532	-4
SHARE % TOTAL CHEMEXCIL'S EXPORTS	65	65		67	


Source: DGCI&S

CHAPTERWISE- REGIONWISE EXPORTS FOR THE YEAR 2018-19, 2019-20 & 2020-21

USD in Million

CHAPTER / REGION	AFRICA & WANA COUNTRIES			ASEAN COUNTRIES			CIS COUNTRIES			GCC COUNTRIES			LATIN AMERICAN COUNTRIES (LAC)			EUROPEAN UNION			NORTH AMERICA			GENERAL AREA			CHAPTERWISE TOTAL		
	2018-19	2019-20	2020-21	2018-19	2019-20	2020-21	2018-19	2019-20	2020-21	2018-19	2019-20	2020-21	2018-19	2019-20	2020-21	2018-19	2019-20	2020-21	2018-19	2019-20	2020-21	2018-19	2019-20	2020-21	2018-19	2019-20	2020-21
	DYES (32)	159	177	144	343	348	312	26	32	35	37	51	61	248	264	219	479	494	432	290	277	256	962	1026	887	2545	2669
DYE INTERMEDIATES (29)	4	5	3	13	10	6	1	0	1	1	0	1	4	3	3	34	34	28	26	22	21	189	117	83	271	191	146
INORGANIC CHEMICALS (28)	146	135	129	186	183	160	28	22	31	78	102	107	48	40	42	130	115	139	109	118	125	349	316	321	1075	1030	1055
ORGANIC CHEMICALS (29)	342	343	283	1457	1251	956	46	49	52	883	899	859	244	251	338	1410	1347	1507	1068	1065	1114	3902	3055	2529	9351	8261	7638
AGRO CHEMICALS (38)	350	383	303	313	295	305	43	56	51	28	31	36	823	891	1126	402	436	409	656	694	699	550	545	651	3165	3330	3580
COSMETICS (33) & SOAPS, TOILETRIES (34)	250	263	235	178	193	177	21	22	22	322	315	266	65	66	81	119	130	126	184	193	211	537	517	500	1676	1697	1618
ESSENTIAL OILS (33)	25	46	46	27	28	28	0	0	1	13	26	22	2	2	3	36	36	41	37	33	58	32	32	36	172	204	234
CASTOR OIL (15)	13	15	13	45	38	38	8	10	7	13	14	12	8	9	5	236	270	237	101	104	100	462	425	503	886	886	917
TOTAL	1287	1366	1156	2563	2345	1982	174	192	200	1375	1438	1364	1442	1525	1817	2844	2862	2920	2471	2504	2584	6986	6033	5510	19141	18267	17532

Source: DGCI&S



PANEL - 1: DYES (CHAPTER 32) & DYE INTERMEDIATES (CHAPTER 29)

OVERVIEW OF INDIAN DYESTUFF INDUSTRY

The Indian dyestuff industry plays a vital role in the economic development of the country. It is one of the core chemical industries in India. It is also the second highest export segment in the chemical industry. Maharashtra and Gujarat account for 90% of dyestuff production in India due to the availability of raw materials and dominance of textile industry in these regions. The major users of dyes in India are textiles, paper, plastics, printing ink and foodstuff industries. The textiles sector consumes around 80% of the total production due to high demand for polyester and cotton, globally.

At present, India contributes about 16% of the share in the global market with a CAGR of more than 15% in the last decade. The dye markets are mostly dominated by reactive and disperse dyes. The demand for reactive and disperse dyes is expected to grow in future as these two dyes are dominant in all the regions. The demand for reactive and disperse dyes are common in all the regions whereas disperse vat and other dyes are stagnant. In the Asian region, China, Korea and Taiwan are strong players in disperse dyes, while India leads in the production of reactive dyes due to an availability of intermediate vinyl sulphone in the country.

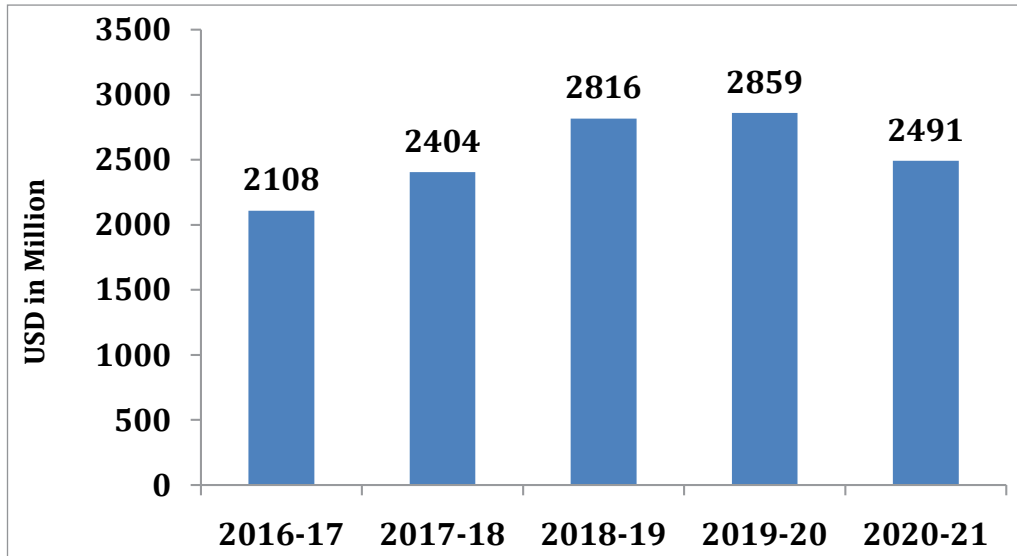
The growth of dye sector in the future continues to depend on the performance of end user industries like paints, textiles, printing inks, paper, plastics and foodstuffs. The changing customer preferences, boom and expansion of infrastructure in certain parts of the world creates new market opportunities for the dye industry. The industry is likely to see many new dyeing technologies coming into the market with the help of good technical expertise and R&D achievements.

It is a known fact that Normally China was the main Intermediates supplier of Global markets and many of the Dyes & Dye Intermediates Industries in China are facing Environmental Problems as a result maximum companies are closed down their production. Since they are not able to fulfil global demand of the said products, global players are now procuring such materials from India and therefore, therefore exports of Dyestuffs from India are showing increasing trend.

The total export performance of Dyes and Dye Intermediates during the period April 2020 to March, 2021 is US \$ 2491 million as compared to US \$ 2859 million of the corresponding period of previous year, registering a decline by 13%



I : DYES (CHAPTER 32) & DYE INTERMEDIATES (CHAPTER 29)

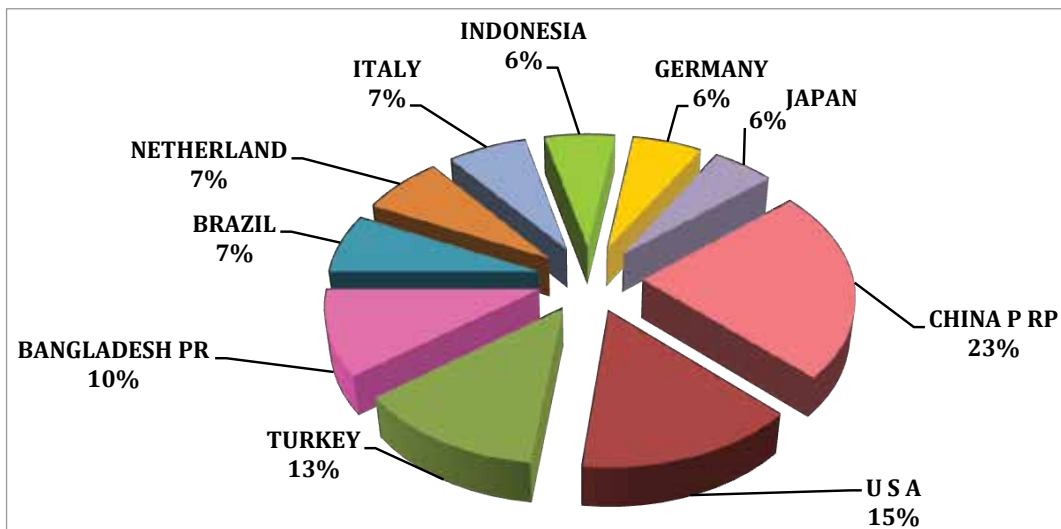


USD in Million

Year	2016-17	2017-18	2018-19	2019-20	2020-21
Export	2108	2404	2816	2859	2491

Source: DGCI&S

Dyes and Dye Intermediates exports to Top 10 Countries 2020-21



USD in Million

YEAR	CHINA P RP	U S A	TURKEY	BANGLADESH PR	BRAZIL	NETHERLAND	ITALY	INDONESIA	GERMANY	JAPAN
2020-21	330	212	182	147	102	102	99	88	87	77
2019-20	341	217	224	148	114	119	120	100	112	90
2018-19	298	237	175	146	106	111	119	102	110	86

Source: DGCI&S



EXPORTS OF DYES (CHAPTER 32) TO TOP 10 COUNTRIES FOR THE YEARS 2018-19, 2019-20 & 2020-21

USD in Million

Country	2018-19 (Actual)	2019-20 (Actual)	% Growth	2020-21 (Provisional)	% Growth
CHINA P RP	202	285	41	278	-3
U S A	213	198	-7	192	-3
TURKEY	169	219	30	181	-18
BANGLADESH PR	145	148	2	147	-1
BRAZIL	103	112	8	101	-9
ITALY	118	117	0	98	-17
NETHERLAND	99	108	9	93	-14
INDONESIA	96	96	0	86	-11
GERMANY	102	103	2	80	-23
KOREA RP	97	81	-16	72	-11
TOTAL EXPORTS OF DYES TO TOP 15 COUNTRIES	1343	1467	9	1327	-10
CHEMEXCIL'S TOTAL EXPORT OF DYES	2545	2668	5	2345	-12
% OF TOP 15 EXPORTING COUNTRIES	53	55		57	

Source: DGCI&S

EXPORTS OF DYES (CHAPTER 32) THROUGH MAJOR PORTS FOR THE YEARS 2018-19, 2019-20 & 2020-21

USD in Million

PORTS	2018-19 (Actual)	2019-20 (Actual)	% Growth	2020-21 (Provisional)	% Growth
NHAVA SHEVA SEA	968	1011	5	979	-3
ICD SABARMATI	716	720	1	621	-14
HAZIRA PORT, SURAT	239	308	0	287	0
ICD THAR DRY PORT	90	112	0	95	0
MUNDRA	106	112	0	85	0
SEZ DAHEJ	96	108	0	84	0
MUMBAI AIR	49	53	8	34	-36
PETRAPOLE LAND	25	31	0	27	0
ICD ANKLESHWAR	55	34	-38	25	-26
ICD TUMB	22	22	0	12	-44

Source: DGCI&S



EXPORTS OF DYES (CHAPTER 32) TO AFRICA & WANA COUNTRIES FOR THE YEARS 2018-19, 2019-20 & 2020-21

USD in Million

Country	2018-19 (Actual)	2019-20 (Actual)	% Growth	2020-21 (Provisional)	% Growth
EGYPT A RP	35	35	2	33	-7
SOUTH AFRICA	29	31	8	26	-18
NIGERIA	15	15	1	16	7
KENYA	11	10	-3	12	20
IRAN	24	34	46	8	-77
TANZANIA REP	7	6	-12	8	24
MOROCCO	6	6	12	5	-18
ETHIOPIA	4	5	27	5	-12
ALGERIA	4	5	35	5	-12
COTE D'IVOIRE	3	3	23	4	20
EXPORTS OF TOP COUNTRIES	136	152	12	121	-21
CHAPTER WISE TOTAL EXPORT TO FOCUS REGION	159	177	12	144	-19
% OF TOP EXPORTING COUNTRIES	86	86		84	

Source: DGCI&S

EXPORTS OF DYES (CHAPTER 32) TO ASEAN COUNTRIES FOR THE YEARS 2018-19, 2019-20 & 2020-21

USD in Million

Country	2018-19 (Actual)	2019-20 (Actual)	% Growth	2020-21 (Provisional)	% Growth
INDONESIA	96	96	0	86	-11
THAILAND	78	64	-18	68	6
VIETNAM SOC REP	47	58	23	58	-1
SINGAPORE	74	80	8	51	-36
MALAYSIA	23	22	-5	27	21
PHILIPPINES	22	23	4	17	-26
MYANMAR	3	5	39	5	10
EXPORTS OF TOP COUNTRIES	343	347	1	312	-10
CHAPTER WISE TOTAL EXPORT TO FOCUS REGION	343	348	1	312	-10
% OF TOP EXPORTING COUNTRIES	100	100		100	

Source: DGCI&S



EXPORT OF DYES (CHAPTER 32) TO CIS COUNTRIES FOR THE YEARS 2018-19, 2019-20 & 2020-21

USD in Million

Country	2018-19 (Actual)	2019-20 (Actual)	% Growth	2020-21 (Provisional)	% Growth
RUSSIA	17	22	29	23	6
UZBEKISTAN	6	6	6	8	21
UKRAINE	2	2	36	3	25
EXPORTS OF TOP COUNTRIES	25	31	24	34	10
CHAPTER WISE TOTAL EXPORT TO FOCUS REGION	26	32	21	35	9
% OF TOP EXPORTING COUNTRIES	94	97		98	

Source: DGCI&S

EXPORTS OF DYES (CHAPTER 32) TO EUROPEAN COUNTRIES FOR THE YEARS 2018-19, 2019-20 & 2020-21

USD in Million

Country	2018-19 (Actual)	2019-20 (Actual)	% Growth	2020-21 (Provisional)	% Growth
ITALY	118	117	0	98	-17
NETHERLAND	99	108	9	93	-14
GERMANY	102	103	2	80	-23
BELGIUM	41	44	8	41	-8
SPAIN	50	49	-2	38	-22
POLAND	12	10	-24	21	118
FRANCE	13	14	5	16	15
DENMARK	13	13	1	16	22
PORTUGAL	10	14	40	9	-39
GREECE	5	5	-4	5	11
EXPORTS OF TOP COUNTRIES	464	478	3	417	-13
CHAPTER WISE TOTAL EXPORT TO FOCUS REGION	479	494	3	432	-12
% OF TOP EXPORTING COUNTRIES	97	97		96	

Source: DGCI&S



EXPORTS OF DYES (CHAPTER 32) TO GCC COUNTRIES FOR THE YEARS 2018-19, 2019-20 & 2020-21

USD in Million

Country	2018-19 (Actual)	2019-20 (Actual)	% Growth	2020-21 (Provisional)	% Growth
U ARAB EMTS	20	33	64	42	29
SAUDI ARAB	15	16	2	16	0
EXPORTS OF TOP COUNTRIES	35	48	37	58	20
CHAPTER WISE TOTAL EXPORT TO FOCUS REGION	37	51	36	61	20
% OF TOP EXPORTING COUNTRIES	94	95		95	

Source: DGCI&S

EXPORT OF DYES (CHAPTER 32) TO TOP GENERAL COUNTRIES FOR THE YEARS 2018-19, 2019-20 & 2020-21

USD in Million

Country	2018-19 (Actual)	2019-20 (Actual)	% Growth	2020-21 (Provisional)	% Growth
CHINA P RP	202	285	41	278	-3
TURKEY	169	219	30	181	-18
BANGLADESH PR	145	148	2	147	-1
KOREA RP	97	81	-16	72	-11
JAPAN	77	78	1	59	-24
U K	62	57	-7	51	-10
TAIWAN	46	41	-12	31	-24
SWITZERLAND	20	31	58	19	-39
AUSTRALIA	14	14	3	11	-21
SRI LANKA DSR	8	10	23	11	8
EXPORTS OF TOP COUNTRIES	839	963	15	859	-11
CHAPTER WISE TOTAL EXPORT TO FOCUS REGION	958	1020	6	882	-14
% OF TOP EXPORTING COUNTRIES	88	94		97	

Source: DGCI&S



EXPORTS OF DYES (CHAPTER 32) TO TOP LAC COUNTRIES FOR THE YEARS 2018-19, 2019-20 & 2020-21

USD in Million

Country	2018-19 (Actual)	2019-20 (Actual)	% Growth	2020-21 (Provisional)	% Growth
BRAZIL	103	112	8	101	-9
HONDURAS	62	66	6	42	-36
ARGENTINA	19	23	19	19	-17
PERU	15	15	0	16	8
COLOMBIA	16	17	6	16	-10
DOMINIC REP	12	10	-14	5	-48
GUATEMALA	4	4	-7	5	27
CHILE	4	6	34	3	-42
EL SALVADOR	3	3	22	3	-18
ECUADOR	3	3	10	2	-31
EXPORTS OF TOP COUNTRIES	241	258	7	212	-18
CHAPTER WISE TOTAL EXPORT TO FOCUS REGION	248	264	7	217	-18
% OF TOP EXPORTING COUNTRIES	217	248		98	
SOURCE: DGCI&S					

EXPORT OF DYES (CHAPTER 32) TO NORTH AMERICAN COUNTRIES FOR THE YEARS 2018-19, 2019-20 & 2020-21

USD in Million

Country	2018-19 (Actual)	2019-20 (Actual)	% Growth	2020-21 (Provisional)	% Growth
U S A	213	198	-7	192	-3
MEXICO	69	68	-1	55	-19
CANADA	8	11	28	8	-20
EXPORTS OF TOP COUNTRIES	290	277	-5	256	-8
CHAPTER WISE TOTAL EXPORT TO FOCUS REGION	290	277	-5	256	-8
% OF TOP EXPORTING COUNTRIES	100	100		100	
Source: DGCI&S					



DYE INTERMEDIATES (CHAPTER 29) EXPORTS TO TOP 10 COUNTRIES FOR THE YEARS 2018-19, 2019-20 & 2020-21

USD in Million

Country	2018-19 (Actual)	2019-20 (Actual)	% Growth	2020-21 (Provisional)	% Growth
CHINA P RP	96	56	-42	53	-6
U S A	24	19	-19	19	1
JAPAN	9	13	45	18	43
NETHERLAND	12	12	-1	9	-21
GERMANY	9	8	-3	7	-16
HUNGARY	8	7	-15	5	-20
TAIWAN	19	14	-27	4	-68
THAILAND	7	5	-19	4	-25
KOREA RP	51	24	-53	2	-90
SPAIN	3	2	-13	2	-1
EXPORTS OF TOP COUNTRIES	235	160	-32	125	-22
CHAPTER WISE TOTAL EXPORT TO FOCUS REGION	272	191	-30	146	-24
% OF TOP EXPORTING COUNTRIES	87	84		86	


Source: DGCI&S

EXPORTS OF DYE INTERMEDIATES (CHAPTER 29) THROUGH MAJOR PORTS FOR THE YEARS 2018-19, 2019-20 & 2020-21

USD in Million

Ports	2018-19 (Actual)	2019-20 (Actual)	% Growth	2020-21 (Provisional)	% Growth
NHAVA SHEVA SEA	131	112	-15	106	-5
ICD SABARMATI	103	47	-54	10	-80
HAZIRA PORT, SURAT	11	7	-40	9	29
SEZ DAHEJ	0	0	42	5	2925
ICD CHOWPAYAL	0	0	0	4	2121
CHENNAI SEA	1	0	-50	3	628
MUMBAI AIR	1	2	91	2	6
MUNDRA	10	5	-46	2	-68

Source: DGCI&S



EXPORTS OF DYE INTERMEDIATES (CHAPTER 29) TO AFRICA & WANA COUNTRIES FOR THE YEARS 2018-19, 2019-20 & 2020-21

USD in Million

Country	2018-19 (Actual)	2019-20 (Actual)	% Growth	2020-21 (Provisional)	% Growth
ISRAEL	1	1	4	1	-16
KENYA	1	1	0	1	-16
EXPORTS OF TOP COUNTRIES	2	2	-9	2	-16
CHAPTER WISE TOTAL EXPORT TO FOCUS REGION	4	5	13	3	-33
% OF TOP EXPORTING COUNTRIES	54	43		54	
Source: DGCI&S					

EXPORTS OF DYE INTERMEDIATES (CHAPTER 29) TO ASEAN COUNTRIES FOR THE YEARS 2018-19, 2019-20 & 2020-21

USD in Million

Country	2018-19 (Actual)	2019-20 (Actual)	% Growth	2020-21 (Provisional)	% Growth
THAILAND	7	5	-23	4	-25
INDONESIA	6	4	-31	2	-58
EXPORTS OF TOP COUNTRIES	13	9	-27	6	-39
CHAPTER WISE TOTAL EXPORT TO FOCUS REGION	13	10	-25	6	-37
% OF TOP EXPORTING COUNTRIES	99	97		94	
Source: DGCI&S					

EXPORT OF DYE INTERMEDIATES (CHAPTER 29) TO CIS COUNTRIES FOR THE YEARS 2018-19, 2019-20 & 2020-21

USD in Million

Country	2018-19 (Actual)	2019-20 (Actual)	% Growth	2020-21 (Provisional)	% Growth
RUSSIA	1	0	-23	1	41
EXPORTS OF TOP COUNTRIES	1	0	-23	1	41
CHAPTER WISE TOTAL EXPORT TO FOCUS REGION	1	0	-26	1	43
% OF TOP EXPORTING COUNTRIES	96	100		99	
Source: DGCI&S					



EXPORTS OF DYE INTERMEDIATES (CHAPTER 29) TO EUROPEAN COUNTRIES FOR THE YEARS 2018-19, 2019-20 & 2020-21

USD in Million

Country	2018-19 (Actual)	2019-20 (Actual)	% Growth	2020-21 (Provisional)	% Growth
NETHERLAND	12	12	-1	9	-21
GERMANY	9	8	-3	7	-16
HUNGARY	8	7	-15	5	-20
SPAIN	3	2	-13	2	-1
EXPORTS OF TOP COUNTRIES	31	29	-6	24	-17
CHAPTER WISE TOTAL EXPORT TO FOCUS REGION	34	34	0	28	-18
% OF TOP EXPORTING COUNTRIES	91	86		86	

SOURCE : DGCI&S

EXPORT OF DYE INTERMEDIATES (CHAPTER 29) TO GENERAL COUNTRIES FOR THE YEARS 2018-19, 2019-20 & 2020-21

USD in Million

Country	2018-19 (Actual)	2019-20 (Actual)	% Growth	2020-21 (Provisional)	% Growth
CHINA P RP	96	56	-42	53	-6
JAPAN	9	13	45	18	43
TAIWAN	19	14	-27	4	-68
KOREA RP	51	24	-53	2	-90
TURKEY	6	5	-23	2	-65
EXPORTS OF TOP COUNTRIES	180	111	-38	80	-28
CHAPTER WISE TOTAL EXPORT TO FOCUS REGION	190	117	-38	83	-29
% OF TOP EXPORTING COUNTRIES	95	95		96	

Source: DGCI&S



EXPORTS OF DYE INTERMEDIATES (CHAPTER 29) TO LAC COUNTRIES FOR THE YEARS 2018-19, 2019-20 & 2020-21

USD in Million

Country	2018-19 (Actual)	2019-20 (Actual)	% Growth	2020-21 (Provisional)	% Growth
COLOMBIA	0	0	-24	2	461
BRAZIL	3	2	-12	1	0
EXPORTS OF TOP COUNTRIES	3	3	-13	3	6
CHAPTER WISE TOTAL EXPORT TO FOCUS REGION	4	3	-19	3	3
% OF TOP EXPORTING COUNTRIES	90	96		100	
Source: DGCI&S					

EXPORT OF DYE INTRMEDIATES (CHAPTER 29) TO NORTH AMERICAN COUNTRIES FOR THE YEARS 2018-19, 2019-20 & 2020-21

USD in Million

Country	2018-19 (Actual)	2019-20 (Actual)	% Growth	2020-21 (Provisional)	% Growth
U S A	24	19	-19	19	1
EXPORTS OF TOP COUNTRIES	24	19	-19	19	1
CHAPTER WISE TOTAL EXPORT TO FOCUS REGION	26	22	-17	21	-1
% OF TOP EXPORTING COUNTRIES	91	89		91	
Source: DGCI&S					



PANEL - 2: INORGANIC CHEMICALS (CHAPTER 28), ORGANIC CHEMICALS (CHAPTER 29) INCLUDING AGRO CHEMICALS (CHAPTER 38)

OVERVIEW OF INDIAN CHEMICAL INDUSTRY

The country's chemical industry is one of the fastest growing in the world, currently ranked the third largest in Asia and sixth globally with respect to output after the US, China, Germany, Japan and Korea.

The domestic chemical industry's growth is largely driven by country's consumption growth story and the per capita consumption of chemicals in the country is 1/10th of world average with India a low consumption country even among developing nations. This makes India a very attractive destination to invest and grow. Further, the Indian chemical companies have started focusing on global markets for investments. The significantly growing domestic market and the upheaval in international markets, particularly with respect to China, augur well with opportunities for the Indian chemical industry to rapidly grow in size and capability.

The growth drivers for the Indian Chemical industry are rising demand in end-use segments, expanding exports fueled by increasing export competitiveness, a large population and dependence on agriculture, etc. in addition to global shift towards Asia as the World's chemicals manufacturing hub. Moreover, the Chinese chemical industry is stagnating due to tightening pollution control, labour costs etc. This encourages exports from India, being the closest international surrogate for chemical products globally.


Specialty chemicals provides a wide variety of effects or performance which many other industry sectors rely on. Thus, the specialty chemicals are also known as performance chemicals or effect chemicals, as these materials perform some functions or produce some effects. India exports specialty chemicals to Asia-Pacific countries where it scores on competitive scale of production and also to developed countries of Europe and USA.

As India gains increased traction from major countries, looking at investment in the Indian chemical sector, both driven entrepreneurs and a positive government need to put their combined vigor to grow the chemical industry multi-fold in the coming decade.

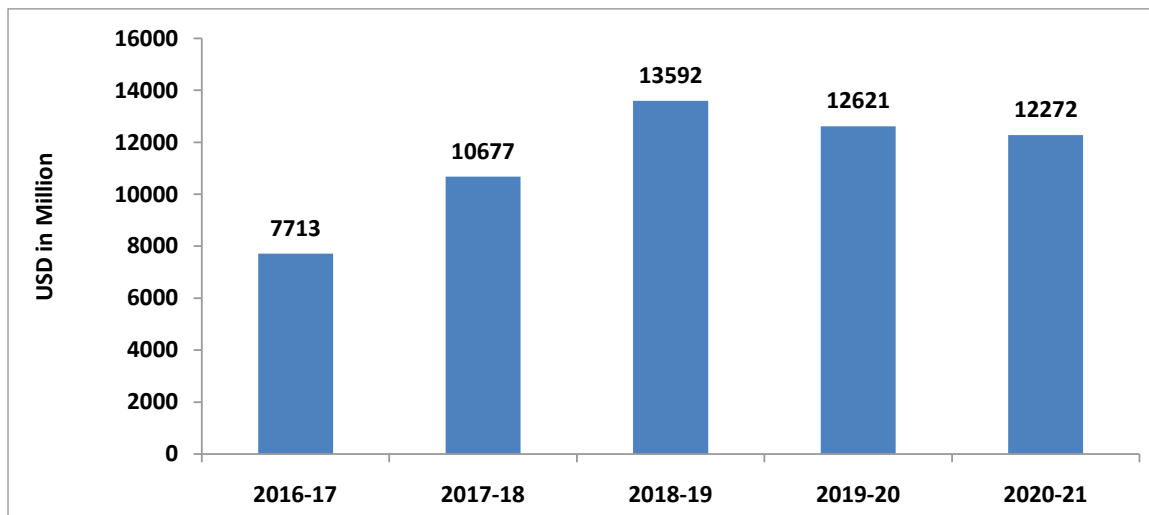
India is currently the 4th largest manufacturer of agrochemicals after the United States, Japan and China.

The Government of India through its 'Make In India' initiative has been inviting various national and international companies to manufacture and expand operations in India. Many companies are now looking to source chemicals from India in order to de-risk their sourcing from China. India has been traditionally exporting agrochemicals to the US, Europe and some Latin American countries. However there tremendous export potential to markets such as Africa, Middle East and East Asia. In short, the current Indian Agrochemical scenario presents an exciting growth opportunity for chemical manufacturers.

The total export performance of Basic Inorganic, Organic and Agro chemicals during the period April 2020 to March, 2021 is US \$ 12272 million as compared to US \$ 12621 million of the corresponding period of previous year, registering a decline by 3%



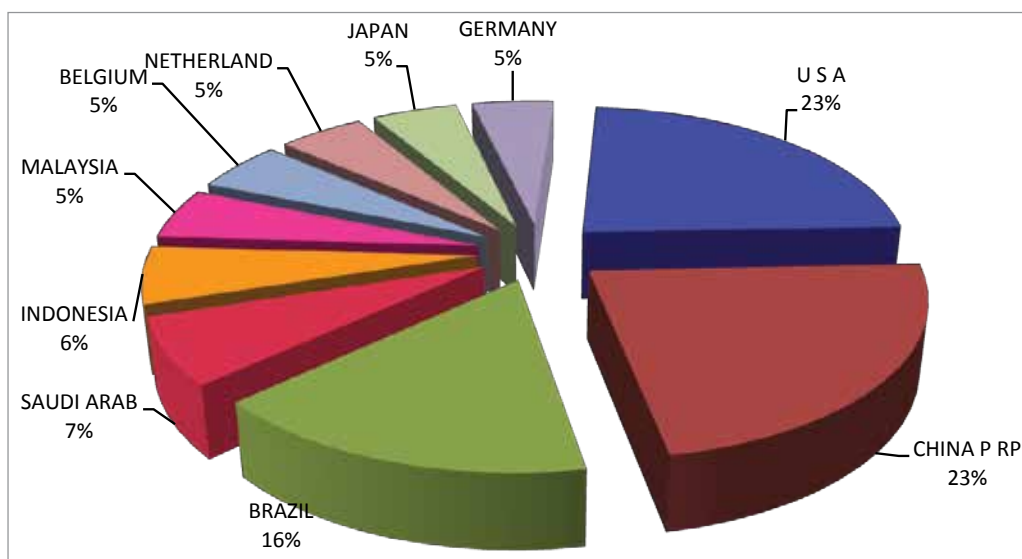
Panel - II : Inorganic (Chapter 28), Organic Chemicals (Chapter 29) and Agro Chemicals (Chapter 38)



Year	2016-17	2017-18	2018-19	2019-20	2020-21
Export	7713	10677	13592	12621	12272

Source: DGCI&S

Inorganic, Organic and Agro Chemicals Exports to Top 10 Countries 2020-21



USD in Million

Country	U S A	CHINA P RP	BRAZIL	SAUDI ARAB	INDONESIA	MALAYSIA	BELGIUM	NETHERLAND	JAPAN	GERMANY
2020-21	1696	1659	1171	502	430	383	379	363	362	346
2019-20	1660	1995	850	570	531	528	337	299	354	323
2018-19	1574	2669	797	476	622	538	361	355	295	313

Source: DGCI&S



INORGANIC CHEMICALS (CHAPTER 28) EXPORTS TO TOP 10 COUNTRIES FOR THE YEAR 2018-19, 2019-20 & 2020-21

USD in Million

Country	2018-19 (Actual)	2019-20 (Actual)	% Growth	2020-21 (Provisional)	% Growth
U S A	94	103	9	115	12
CHINA P RP	61	45	-26	63	40
U ARAB EMTS	47	48	2	57	20
BANGLADESH PR	38	53	37	53	0
VIETNAM SOC REP	53	46	-13	40	-14
SRI LANKA DSR	46	40	-15	40	0
SAUDI ARAB	17	40	141	36	-11
SOUTH AFRICA	26	27	6	35	28
THAILAND	36	36	0	34	-5
MALAYSIA	29	30	4	32	4
TOTAL EXPORTS OF INORGANIC CHEMICALS TO TOP COUNTRIES	447	468	5	503	7
CHEMEXCIL'S TOTAL EXPORTS	1076	1030	-4	1055	2
% OF TOP EXPORTING COUNTRIES	42	45		48	


Source: DGCI&S

EXPORTS OF INORGANIC CHEMICALS THROUGH MAJOR PORTS FOR THE YEAR 2018-19, 2019-20 & 2020-21

USD in Million

Ports	2018-19 (Actual)	2019-20 (Actual)	% Growth	2020-21 (Provisional)	% Growth
HAZIRA PORT, SURAT	203	236	17	219	-7
NHAVA SHEVA SEA	244	216	-12	211	-2
MUNDRA	153	144	-6	179	24
MUMBAI AIR	19	19	0	31	65
PIPAVAB(VICYOR)	36	48	34	30	-38
ICD VADODARA/BARODA	41	24	-42	28	18
APPIIC MULTI PROD SEZ VIZAG DC	22	21	-5	28	33
ICD SABARMATI	28	26	-10	26	0
CHENNAI SEA	31	28	-8	26	-10
VISAKHAPATNAM SEA	12	15	24	23	51

Source: DGCI&S



EXPORTS OF INORGANIC CHEMICALS (CHAPTER 28) TO AFRICA & WANA COUNTRIES FOR THE YEAR 2018-19, 2019-20 & 2020-21

USD in Million

Country	2018-19 (Actual)	2019-20 (Actual)	% Growth	2020-21 (Provisional)	% Growth
SOUTH AFRICA	26	27	6	35	28
NIGERIA	10	14	39	18	23
KENYA	17	16	-9	14	-9
TANZANIA REP	18	13	-28	13	3
EGYPT A RP	7	8	19	7	-14
UGANDA	10	5	-48	6	5
GHANA	4	4	-1	5	26
IRAN	16	20	20	4	-77
MOZAMBIQUE	5	5	1	3	-30
ISRAEL	3	3	0	3	6
EXPORTS OF TOP COUNTRIES	116	114	-1	108	-6
CHAPTER WISE TOTAL EXPORT TO FOCUS REGION	146	135	-7	129	-5
% OF TOP EXPORTING COUNTRIES	79	85		84	

Source: DGCI&S

EXPORTS OF INORGANIC CHEMICALS (CHAPTER 28) TO ASEAN COUNTRIES FOR THE YEAR 2018-19, 2019-20 & 2020-21

USD in Million

Country	2018-19 (Actual)	2019-20 (Actual)	% Growth	2020-21 (Provisional)	% Growth
VIETNAM SOC REP	53	46	-13	40	-14
THAILAND	36	36	0	34	-5
MALAYSIA	29	30	4	32	4
INDONESIA	44	47	6	30	-36
PHILIPPINES	10	10	1	12	11
MYANMAR	6	7	13	7	-8
SINGAPORE	5	6	2	6	16
EXPORTS OF TOP COUNTRIES	184	182	-1	159	-13
CHAPTER WISE TOTAL EXPORT TO FOCUS REGION	186	183	-2	160	-13
% OF TOP EXPORTING COUNTRIES	99	100		100	

Source: DGCI&S



EXPORTS OF INORGANIC CHEMICALS (CHAPTER 28) TO CIS COUNTRIES FOR THE YEAR 2018-19, 2019-20 & 2020-21

USD in Million

Country	2018-19 (Actual)	2019-20 (Actual)	% Growth	2020-21 (Provisional)	% Growth
RUSSIA	20	16	-16	26	57
UKRAINE	2	2	0	2	1
EXPORTS OF TOP COUNTRIES	21	18	-14	28	51
CHAPTERWISE TOTAL EXPORT TO FOCUS REGION	28	22	-24	32	46
% OF TOP EXPORTING COUNTRIES	75	84		87	

Source: DGCI&S

EXPORTS OF INORGANIC CHEMICALS (CHAPTER 28) TO EUROPEAN UNION COUNTRIES FOR THE YEAR 2018-19, 2019-20 & 2020-21

USD in Million

Country	2018-19 (Actual)	2019-20 (Actual)	% Growth	2020-21 (Provisional)	% Growth
GERMANY	21	21	1	24	12
BELGIUM	17	15	-14	23	57
NETHERLAND	20	18	-11	22	26
ITALY	16	16	0	17	8
SPAIN	23	16	-31	13	-17
POLAND	12	8	-31	10	30
FRANCE	6	5	-16	9	66
SLOVAK REP	0	0	3161	4	2767
PORTUGAL	3	2	-34	3	91
ROMANIA	0	0	14	3	581
EXPORTS OF TOP COUNTRIES	117	101	-14	129	28
CHAPTERWISE TOTAL EXPORT TO FOCUS REGION	130	115	-12	139	21
% OF TOP EXPORTING COUNTRIES	90	88		92	

Source: DGCI&S



EXPORTS OF INORGANIC CHEMICALS (CHAPTER 28) TO GCC COUNTRIES FOR THE YEAR 2018-19, 2019-20 & 2020-21

USD in Million

Country	2018-19 (Actual)	2019-20 (Actual)	% Growth	2020-21 (Provisional)	% Growth
U ARAB EMTS	47	48	2	57	20
SAUDI ARAB	17	40	141	36	-11
OMAN	6	5	-6	6	10
QATAR	6	5	-14	5	-11
KUWAIT	2	2	8	2	-17
EXPORTS OF TOP COUNTRIES	78	101	31	106	4
CHAPTER WISE TOTAL EXPORT TO FOCUS REGION	78	102	30	107	5
% OF TOP EXPORTING COUNTRIES	99	99		99	
Source: DGCI&S					

EXPORTS OF INORGANIC CHEMICALS (CHAPTER 28) TO GENERAL COUNTRIES FOR THE YEAR 2018-19, 2019-20 & 2020-21

USD in Million

Country	2018-19 (Actual)	2019-20 (Actual)	% Growth	2020-21 (Provisional)	% Growth
CHINA P RP	61	45	-26	63	40
BANGLADESH PR	38	53	37	53	0
SRI LANKA DSR	46	40	-15	40	0
KOREA RP	33	25	-22	26	1
JAPAN	29	29	-1	25	-12
TURKEY	23	24	6	24	0
NEPAL	26	23	-10	24	4
U K	18	16	-16	17	10
AUSTRALIA	16	16	0	15	-8
TAIWAN	10	9	0	7	-26
EXPORTS OF TOP COUNTRIES	301	280	-7	293	5
CHAPTER WISE TOTAL EXPORT TO FOCUS REGION	347	314	-10	319	2
% OF TOP EXPORTING COUNTRIES	87	89		92	
Source: DGCI&S					



EXPORTS OF INORGANIC CHEMICALS (CHAPTER 28) TO LAC COUNTRIES FOR THE YEAR 2018-19, 2019-20 & 2020-21

USD in Million

Country	2018-19 (Actual)	2019-20 (Actual)	% Growth	2020-21 (Provisional)	% Growth
BRAZIL	22	23	1	23	2
COLOMBIA	5	4	-10	6	25
ARGENTINA	2	1	0	2	122
CHILE	7	2	-75	2	35
PERU	5	2	-62	2	15
EXPORTS OF TOP COUNTRIES	41	32	-22	35	11
CHAPTER WISE TOTAL EXPORT TO FOCUS REGION	48	40	-17	42	5
% OF TOP EXPORTING COUNTRIES	85	80		84	


Source: DGCI&S

EXPORTS OF INORGANIC CHEMICALS (CHAPTER 28) TO NORTH AMERICAN COUNTRIES FOR THE YEAR 2018-19, 2019-20 & 2020-21

USD in Million

Country	2018-19 (Actual)	2019-20 (Actual)	% Growth	2020-21 (Provisional)	% Growth
U S A	94	103	9	115	12
MEXICO	11	10	-11	6	-33
CANADA	4	5	37	4	-28
EXPORTS OF TOP COUNTRIES	109	118	8	125	6
CHAPTER WISE TOTAL EXPORT TO FOCUS REGION	109	118	8	125	6
% OF TOP EXPORTING COUNTRIES	100	100		100	

Source: DGCI&S



ORGANIC CHEMICALS (CHAPTER 29) EXPORTS TO TOP 10 COUNTRIES FOR THE YEAR 2018-19, 2019-20 & 2020-21

USD in Million

Country	2018-19 (Actual)	2019-20 (Actual)	% Growth	2020-21 (Provisional)	% Growth
CHINA P RP	2526	1867	-26	1494	-20
U S A	874	907	4	937	3
SAUDI ARAB	448	518	16	454	-12
INDONESIA	504	420	-17	340	-19
MALAYSIA	492	479	-3	327	-32
NETHERLAND	265	224	-15	273	22
BELGIUM	254	215	-15	264	23
SPAIN	292	270	-8	263	-3
GERMANY	246	241	-2	261	8
BRAZIL	159	168	6	255	51
TOTAL EXPORTS OF ORGANIC CHEMICALS TO TOP COUNTRIES	6059	5310	-12	4869	-8
CHEMEXCIL'S TOTAL EXPORTS	9352	8261	-12	7638	-8
% OF TOP EXPORTING COUNTRIES	65	64		64	

Source: DGCI&S

EXPORTS OF ORGANIC CHEMICALS (CHAPTER 29) THROUGH MAJOR PORTS FOR THE YEAR 2018-19, 2019-20 & 2020-21

USD in Million

Ports	2018-19 (Actual)	2019-20 (Actual)	% Growth	2020-21 (Provisional)	% Growth
NHAVA SHEVA SEA	1882	1901	0	1935	2
SIKKA	2741	2194	-20	1895	-14
HAZIRA PORT, SURAT	536	464	0	482	4
HYDERABAD AIRPORT	365	416	0	443	6
SEZ JAMNAGAR (RELIANCE)	391	368	0	402	9
MANGALORE SEZ	993	626	-37	377	-40
MUMBAI AIR	229	245	7	229	-7
ICD HYDERABAD	127	150	19	171	14
BANGALORE AIRPORT	117	125	0	157	25
KOLKATA SEA	203	182	0	117	-35

Source: DGCI&S



EXPORTS OF ORGANIC CHEMICALS (CHAPTER 29) TO AFRICA & WANA COUNTRIES FOR THE YEAR 2018-19, 2019-20 & 2020-21

USD in Million

Country	2018-19 (Actual)	2019-20 (Actual)	% Growth	2020-21 (Provisional)	% Growth
EGYPT A RP	70	66	-7	70	7
IRAN	66	97	47	43	0
ISRAEL	36	35	-3	36	5
SOUTH AFRICA	38	35	-9	28	-21
NIGERIA	29	23	-22	23	-1
KENYA	21	16	-26	19	24
JORDAN	13	9	-33	10	18
MOROCCO	8	10	27	7	-29
GHANA	6	5	-18	7	35
UGANDA	3	4	30	6	44
EXPORTS OF TOP COUNTRIES	290	298	3	250	-16
CHAPTER WISE TOTAL EXPORT TO FOCUS REGION	342	343	0	283	-17
% OF TOP EXPORTING COUNTRIES	85	87		88	

Source: DGCI&S

EXPORTS OF ORGANIC CHEMICALS (CHAPTER 29) TO ASEAN COUNTRIES FOR THE YEAR 2018-19, 2019-20 & 2020-21

USD in Million

Country	2018-19 (Actual)	2019-20 (Actual)	% Growth	2020-21 (Provisional)	% Growth
INDONESIA	504	420	-17	340	-19
MALAYSIA	492	479	-3	327	-32
SINGAPORE	160	172	8	152	-12
THAILAND	259	141	-46	105	-26
VIETNAM SOC REP	28	25	-10	20	-19
PHILIPPINES	10	10	1	9	-16
MYANMAR	3	2	-26	3	3
EXPORTS OF TOP COUNTRIES	1456	1250	-14	955	-24
CHAPTER WISE TOTAL EXPORT TO FOCUS REGION	1457	1251	-14	956	-24
% OF TOP EXPORTING COUNTRIES	100	100		100	

Source: DGCI&S



EXPORTS OF ORGANIC CHEMICALS (CHAPTER 29) TO CIS COUNTRIES FOR THE YEAR 2018-19, 2019-20 & 2020-21

USD in Million

Country	2018-19 (Actual)	2019-20 (Actual)	% Growth	2020-21 (Provisional)	% Growth
RUSSIA	39	44	13	43	-2
UZBEKISTAN	0	1	0	1	24
UKRAINE	5	3	-34	5	56
BELARUS	1	1	1	2	67
EXPORTS OF TOP COUNTRIES	45	49	8	51	4
CHAPTER WISE TOTAL EXPORT TO FOCUS REGION	46	49	8	52	5
% OF TOP EXPORTING COUNTRIES	98	98		97	
Source: DGCI&S					

EXPORTS OF ORGANIC CHEMICALS (CHAPTER 29) TO EUROPEAN UNION COUNTRIES FOR THE YEAR 2018-19, 2019-20 & 2020-21

USD in Million

Country	2018-19 (Actual)	2019-20 (Actual)	% Growth	2020-21 (Provisional)	% Growth
NETHERLAND	265	224	-15	273	22
BELGIUM	254	215	-15	264	23
SPAIN	292	270	-8	263	-3
GERMANY	246	241	-2	261	8
ITALY	106	110	4	140	27
FRANCE	66	74	12	79	7
PORTUGAL	16	41	149	46	12
POLAND	28	30	8	40	32
SLOVENIA	16	19	17	22	17
IRELAND	30	33	9	19	-41
EXPORTS OF TOP COUNTRIES	1319	1257	-5	1407	12
CHAPTER WISE TOTAL EXPORT TO FOCUS REGION	1410	1347	-4	1507	12
% OF TOP EXPORTING COUNTRIES	94	93		93	
SOURCE : DGCI&S					



EXPORTS OF ORGANIC CHEMICALS (CHAPTER 29) TO GCC COUNTRIES FOR THE YEAR 2018-19, 2019-20 & 2020-21


USD in Million

Country	2018-19 (Actual)	2019-20 (Actual)	% Growth	2020-21 (Provisional)	% Growth
SAUDI ARAB	448	518	16	454	-12
U ARAB EMTS	258	211	-18	219	4
OMAN	51	60	16	113	90
QATAR	98	64	-35	40	-37
KUWAIT	26	44	71	30	-32
BAHARAIN IS	3	3	9	2	-20
EXPORTS OF TOP COUNTRIES	883	899	2	859	-5
CHAPTER WISE TOTAL EXPORT TO FOCUS REGION	883	899	2	859	-5
% OF TOP EXPORTING COUNTRIES	100	100		100	
SOURCE : DGCI&S					

EXPORTS OF ORGANIC CHEMICALS (CHAPTER 29) TO GENERAL COUNTRIES FOR THE YEAR 2018-19, 2019-20 & 2020-21

USD in Million

Country	2018-19 (Actual)	2019-20 (Actual)	% Growth	2020-21 (Provisional)	% Growth
CHINA P RP	2526	1867	-26	1494	-20
JAPAN	204	218	7	208	-4
SWITZERLAND	173	188	8	168	-11
KOREA RP	179	167	-6	155	-7
TAIWAN	163	129	-21	122	-5
TURKEY	95	97	2	109	12
U K	86	69	-20	76	10
BANGLADESH PR	60	63	6	69	9
PAKISTAN IR	311	155	-50	25	-84
NEPAL	19	19	0	20	4
EXPORTS OF TOP COUNTRIES	3816	2973	-22	2447	-18
CHAPTER WISE TOTAL EXPORT TO FOCUS REGION	3895	3046	-22	2524	-17
% OF TOP EXPORTING COUNTRIES	98	98		97	
Source: DGCI&S					



EXPORTS OF ORGANIC CHEMICALS (CHAPTER 29) TO LAC COUNTRIES FOR THE YEAR 2018-19, 2019-20 & 2020-21

USD in Million

Country	2018-19 (Actual)	2019-20 (Actual)	% Growth	2020-21 (Provisional)	% Growth
BRAZIL	159	168	6	255	51
ARGENTINA	21	24	9	28	19
COLOMBIA	31	30	-3	23	-25
PERU	7	7	-1	6	-18
CHILE	7	5	-23	6	12
ECUADOR	3	3	5	5	65
URUGUAY	3	3	2	3	18
GUATEMALA	2	3	58	3	-4
PARAGUAY	3	1	-52	2	36
DOMINIC REP	1	1	9	2	0
EXPORTS OF TOP COUNTRIES	238	246	4	332	35
CHAPTER WISE TOTAL EXPORT TO FOCUS REGION	244	251	3	338	35
% OF TOP EXPORTING COUNTRIES	98	98		98	
SOURCE: DGCI&S					

EXPORTS OF ORGANIC CHEMICALS (CHAPTER 29) TO NORTH AMERICAN COUNTRIES FOR THE YEAR 2018-19, 2019-20 & 2020-21

USD in Million

Country	2018-19 (Actual)	2019-20 (Actual)	% Growth	2020-21 (Provisional)	% Growth
U S A	874	907	4	937	3
MEXICO	159	123	-23	144	17
CANADA	35	35	0	32	-7
EXPORTS OF TOP COUNTRIES	1068	1065	0	1114	5
CHAPTER WISE TOTAL EXPORT TO FOCUS REGION	1068	1065	0	1114	5
% OF TOP EXPORTING COUNTRIES	100	100		100	
Source: DGCI&S					



EXPORTS OF AGRO CHEMICALS (CHAPTER 38) TO TOP 10 COUNTRIES FOR THE YEARS 2018-19, 2019-20 & 2020-21

USD in Million

Country	2018-19 (Actual)	2019-20 (Actual)	% Growth	2020-21 (Provisional)	% Growth
BRAZIL	616	659	7	893	35
U S A	606	650	7	643	-1
JAPAN	62	107	71	129	20
VIETNAM SOC REP	87	100	15	114	14
CHINA P RP	82	83	0	102	23
AUSTRALIA	51	42	-18	98	134
FRANCE	118	110	-7	94	-14
ARGENTINA	72	113	58	92	-19
BELGIUM	91	107	18	92	-14
BANGLADESH PR	77	68	-11	75	10
TOTAL EXPORTS OF AGRO CHEMICALS TO TOP COUNTRIES	1863	2040	10	2331	14
CHEMEXCIL'S TOTAL EXPORTS	3164	3330	5	3580	7
% OF TOP EXPORTING COUNTRIES	59	61		65	

Source: DGCI&S

EXPORTS OF AGRO CHEMICALS (CHAPTER 38) THROUGH MAJOR PORTS FOR THE YEARS 2018-19, 2019-20 & 2020-21

USD in Million

Ports	2018-19 (Actual)	2019-20 (Actual)	% Growth	2020-21 (Provisional)	% Growth
NHAVA SHEVA SEA	1578	1431	-9	1437	0.4
HAZIRA PORT, SURAT	389	568	46	721	27
VISAKHAPATNAM SEA	174	230	32	269	17
SEZ DAHEJ	187	183	-2	196	7
STERLING INFRA LTD KANDLA	106	106	0	191	81
ICD ANKLESHWAR	122	110	-10	161	46
MUMBAI AIR	52	144	179	67	-53
CHENNAI SEA	68	61	-10	64	6
MUNDRA	73	80	10	62	-23
MARMAGOA SEA	74	82	10	59	-28

Source: DGCI&S



EXPORTS OF AGRO CHEMICALS (CHAPTER 38) TO AFRICA & WANA COUNTRIES FOR THE YEARS 2018-19, 2019-20 & 2020-21

USD in Million

Country	2018-19 (Actual)	2019-20 (Actual)	% Growth	2020-21 (Provisional)	% Growth
ISRAEL	51	51	0	43	-15
SOUTH AFRICA	42	30	-28	34	15
NIGERIA	17	30	78	27	-12
UGANDA	22	23	5	27	17
ETHIOPIA	22	28	27	26	-8
TANZANIA REP	22	17	-21	20	16
EGYPT A RP	27	21	-23	17	-20
KENYA	15	14	-10	16	20
COTE D'IVOIRE	15	18	16	16	-10
MOROCCO	14	16	18	15	-9
EXPORTS OF TOP COUNTRIES	247	248	0	241	-3
CHAPTER WISE TOTAL EXPORT TO FOCUS REGION	350	383	9	303	-21
% OF TOP EXPORTING COUNTRIES	71	65		80	

Source: DGCI&S

EXPORTS OF AGRO CHEMICALS (CHAPTER 38) TO ASEAN COUNTRIES FOR THE YEARS 2018-19, 2019-20 & 2020-21

USD in Million

Country	2018-19 (Actual)	2019-20 (Actual)	% Growth	2020-21 (Provisional)	% Growth
VIETNAM SOC REP	87	100	15	114	14
INDONESIA	74	65	-13	60	-7
THAILAND	72	53	-27	48	-9
MALAYSIA	16	18	12	25	35
SINGAPORE	29	25	-15	21	-13
PHILIPPINES	23	18	-23	21	20
MYANMAR	10	14	39	12	-12
CAMBODIA	1	2	255	2	4
EXPORTS OF TOP COUNTRIES	312	295	-6	304	3
CHAPTER WISE TOTAL EXPORT TO FOCUS REGION	313	295	-6	305	3
% OF TOP EXPORTING COUNTRIES	100	100		100	

Source: DGCI&S



EXPORTS OF AGRO CHEMICALS (CHAPTER 38) TO CIS COUNTRIES FOR THE YEARS 2018-19, 2019-20 & 2020-21

USD in Million

Country	2018-19 (Actual)	2019-20 (Actual)	% Growth	2020-21 (Provisional)	% Growth
RUSSIA	29	39	36	32	-18
UKRAINE	7	11	46	11	1
UZBEKISTAN	2	2	10	2	20
GEORGIA	2	2	-9	2	27
EXPORTS OF TOP COUNTRIES	40	53	35	47	-11
CHAPTER WISE TOTAL EXPORT TO FOCUS REGION	43	56	31	51	-10
% OF TOP EXPORTING COUNTRIES	92	95		93	

Source: DGCI&S

EXPORTS OF AGRO CHEMICALS (CHAPTER 38) TO EUROPEAN UNION COUNTRIES FOR THE YEARS 2018-19, 2019-20 & 2020-21

USD in Million

Country	2018-19 (Actual)	2019-20 (Actual)	% Growth	2020-21 (Provisional)	% Growth
FRANCE	118	110	-7	94	-14
BELGIUM	91	107	18	92	-14
NETHERLAND	70	57	-19	67	18
GERMANY	46	61	32	62	1
ITALY	24	19	-19	23	19
SPAIN	10	12	11	20	73
POLAND	8	12	54	15	23
PORTUGAL	10	19	84	10	-44
LATVIA	4	11	172	9	-22
SLOVENIA	9	17	90	6	-63
EXPORTS OF TOP COUNTRIES	390	424	9	397	-6
CHAPTER WISE TOTAL EXPORT TO FOCUS REGION	402	436	8	409	-6
% OF TOP EXPORTING COUNTRIES	97	97		97	

Source : DGCI&S



EXPORTS OF AGRO CHEMICALS (CHAPTER 38) TO GCC COUNTRIES FOR THE YEARS 2018-19, 2019-20 & 2020-21

USD in Million

Country	2018-19 (Actual)	2019-20 (Actual)	% Growth	2020-21 (Provisional)	% Growth
U ARAB EMTS	14	16	16	20	24
SAUDI ARAB	12	12	-2	13	7
OMAN	1	2	119	2	3
EXPORTS OF TOP COUNTRIES	27	30	12	34	16
CHAPTER WISE TOTAL EXPORT TO FOCUS REGION	28	31	11	36	18
% OF TOP EXPORTING COUNTRIES	96	96		95	

Source: DGCI&S

EXPORTS OF AGRO CHEMICALS (CHAPTER 38) TO GENERAL COUNTRIES FOR THE YEARS 2018-19, 2019-20 & 2020-21

USD in Million

Country	2018-19 (Actual)	2019-20 (Actual)	% Growth	2020-21 (Provisional)	% Growth
JAPAN	62	107	71	129	20
CHINA P RP	82	83	0	102	23
AUSTRALIA	51	42	-18	98	134
BANGLADESH PR	77	68	-11	75	10
U K	37	49	32	53	9
TURKEY	50	48	-3	49	1
NEPAL	24	27	13	35	27
KOREA RP	32	22	-34	30	0
SRI LANKA DSR	12	13	4	14	12
TAIWAN	12	12	-4	13	8
EXPORTS OF TOP COUNTRIES	441	470	7	598	27
CHAPTER WISE TOTAL EXPORT TO FOCUS REGION	547	542	-1	649	20
% OF TOP EXPORTING COUNTRIES	81	87		92	

Source: DGCI&S



EXPORTS OF AGRO CHEMICALS (CHAPTER 38) TO LAC COUNTRIES FOR THE YEARS 2018-19, 2019-20 & 2020-21

USD in Million

Country	2018-19 (Actual)	2019-20 (Actual)	% Growth	2020-21 (Provisional)	% Growth
BRAZIL	616	659	7	893	35
ARGENTINA	72	113	58	92	-19
COLOMBIA	30	26	-15	36	39
COSTA RICA	27	23	-13	26	12
PARAGUAY	21	20	-3	21	6
GUATEMALA	10	7	-33	14	119
ECUADOR	9	7	-17	10	33
PERU	5	5	-5	7	35
CHILE	6	7	30	6	-22
DOMINIC REP	2	3	35	4	19
EXPORTS OF TOP COUNTRIES	797	871	9	1108	27
CHAPTER WISE TOTAL EXPORT TO FOCUS REGION	823	891	8	1126	26
% OF TOP EXPORTING COUNTRIES	97	98		98	


Source : DGCI&S

EXPORTS OF AGRO CHEMICALS (CHAPTER 38) TO NORTH AMERICAN COUNTRIES FOR THE YEARS 2018-19, 2019-20 & 2020-21

USD in Million

Country	2018-19 (Actual)	2019-20 (Actual)	% Growth	2020-21 (Provisional)	% Growth
U S A	606	650	7	643	-1
MEXICO	42	33	-23	45	39
CANADA	7	11	42	10	-2
EXPORTS OF TOP COUNTRIES	656	694	6	699	1
CHAPTER WISE TOTAL EXPORT TO FOCUS REGION	656	694	6	699	1
% OF TOP EXPORTING COUNTRIES	100	100		100	

Source: DGCI&S



PANEL 3: COSMETICS (CHAPTER 33), TOILETRIES (CHAPTER 34) & ESSENTIAL OILS (CHAPTER 33)

OVERVIEW OF INDIAN COSMETICS, TOILETRIES & ESSENTIAL OIL INDUSTRY

The increasing healthcare awareness especially during the current global pandemic situation coupled with rising disposable income has categorized soaps and detergents as an essential consumable product in the developed as well as developing regions. Soaps and detergents are vital necessities as consumer goods are used by the large population base. The vendors are expanding their business by building manufacturing facilities in the developing economies such as China and India, which have high potential in terms of revenue. Therefore, the potential opportunities in the developing economies are expected to provide ample of demand for the product.

It has been reported that Asia Pacific region is projected to grow at a highest rate from 2019. The steady growing textile market of the region is expected to provide a stable demand for the soaps and detergent products. The rising population of the region coupled with rapid urbanization in countries such as India, China, Indonesia, and Malaysia is expected to be the key driver for the rising demand for the said items.

You may be aware that social media & favorable demographics are playing an important role in spreading awareness about cosmetic products and developing fashion consciousness, not only in metros but also in tier-1 & 2 cities. Further, herbal cosmetics products are driving growth due to increasing adoption, and the segment alone is expected to grow at 15%.

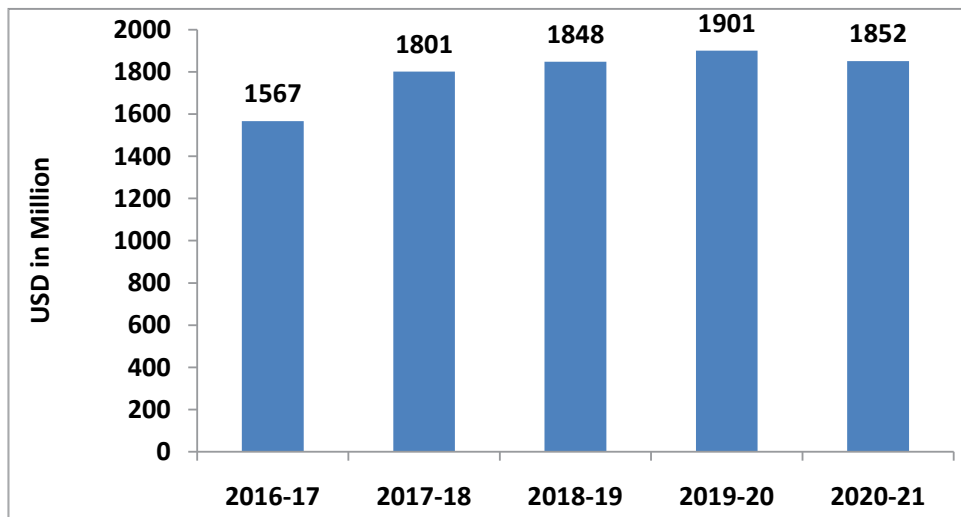
The Indian cosmetics industry caters to the population by two channels - organized and unorganized. With the compelling demand for branded products, the Indian cosmetics industry has opened up the market to foreign brands for investment. Indian cosmetic companies, especially of herbal brands are establishing their overseas footprints.

The overall Essential oils industry has seen significant growth in recent years. Changing consumer lifestyles, as well as rising disposable income of the consumers in the developing countries is stimulating the growth of this market. In recent years, the awareness about medicinal properties of essential oils has increased; this has led to a significant increase in the use of essential oils in pharmaceuticals. Furthermore, the rising concerns about depletion and exploitation of natural resources is expected to pose a restraint to the growth of essential oils market.

The global essential oils market is projected to register an estimated CAGR of 9.2%, during the forecast period, 2018-2023. The essential oils market is expected to project a significant growth in the near future.

The total export performance of Cosmetics, Soaps, Toiletries and Essential Oils during the period April 2020 to March, 2021 is US \$ 1852 million as compared to US \$ 1901 million of the corresponding period of previous year, registering a decline by 3%.

PANEL - III : Cosmetics (Chapter 33), Soap & Toiletries (Chapter 34) and Essential oils (Chapter 33)

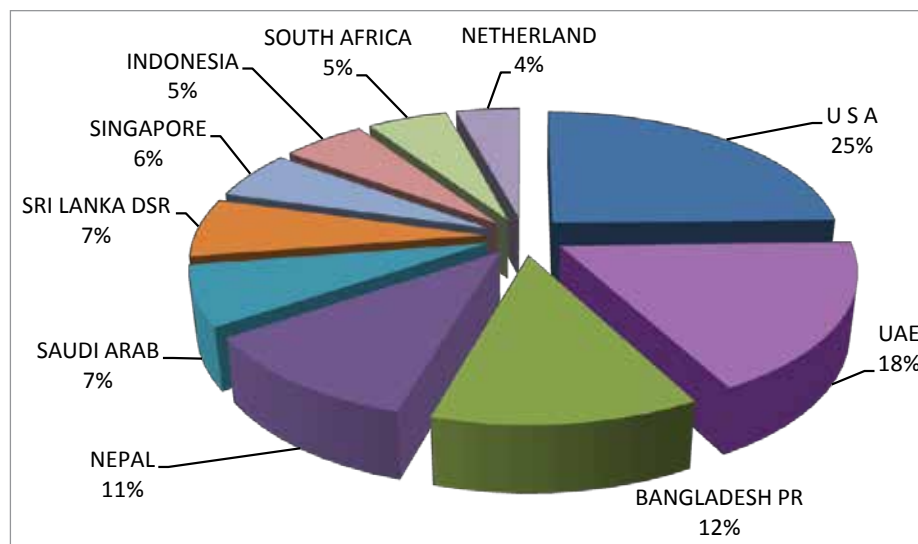


(USD in million)

Year	2016-17	2017-18	2018-19	2019-20	2020-21
Export	1567	1801	1848	1901	1852

Source: DGCI&S

Cosmetics, Toiletries and Essential Oils Exports to Top 10 Countries 2020-21



USD in Million

COUNTRY	U S A	UAE	BANGLADESH PR	NEPAL	SAUDI ARAB	SRI LANKA DSR	SINGAPORE	INDONESIA	SOUTH AFRICA	NETHERLAND
2020-21	242	173	122	109	69	67	56	54	52	41
2019-20	206	198	117	104	92	72	80	51	54	38
2018-19	201	191	108	105	88	76	71	45	49	35

Source: DGCI&S



COSMETICS (CHAPTER 33), SOAP & TOILETRIES (CHAPTER 34) EXPORTS TO TOP 10 COUNTRIES FOR THE YEARS 2018-19, 2019-20 & 2020-21

USD in Million

COUNTRY	2018-19 (Actual)	2019-20 (Actual)	% Growth	2020-21 (Provisional)	% Growth
U S A	167	175	5	188	7
U ARAB EMTS	183	181	-1	158	-12
BANGLADESH PR	105	114	9	118	3
NEPAL	102	102	0	106	4
SAUDI ARAB	85	86	1	64	-26
SRI LANKA DSR	74	69	-7	63	-8
SINGAPORE	68	77	13	52	-32
SOUTH AFRICA	44	51	14	44	-14
INDONESIA	27	31	15	37	18
NETHERLAND	32	36	11	37	3
TOTAL EXPORTS OF COSMETICS & TOILETRIES TO TOP COUNTRIES	887	922	4	866	-6
CHEMEXCIL'S TOTAL EXPORTS	1676	1697	1	1618	-5
% OF TOP EXPORTING COUNTRIES	53	54		54	

Source : DGCI&S

EXPORTS OF COSMETICS (CHAPTER 33), SOAP & TOILETRIES (CHAPTER 34) THROUGH MAJOR PORTS FOR THE YEARS 2018-19, 2019-20 & 2020-21

USD in Million

Ports	2018-19 (Actual)	2019-20 (Actual)	% Growth	2020-21 (Provisional)	% Growth
NHAVA SHEVA SEA	554	536	-3	509	-5
MUNDRA	171	196	14	198	1
SEZ KANDLA	123	146	19	132	-10
ICD BANGALORE	58	70	21	69	-1
HAZIRA PORT, SURAT	44	57	29	59	3
PETRAPOLE LAND	35	46	29	52	15
NAUTANWA (SONAULI)	40	39	-2	50	27
RAXAUL LAND	54	52	-4	47	-11
CHENNAI SEA	42	42	-1	46	10
ICD SABARMATI	50	47	-7	41	-11

Source : DGCI&S



COSMETICS (CHAPTER 33), SOAP & TOILETRIES (CHAPTER 34) EXPORTS TO AFRICA & WANA COUNTRIES FOR THE YEARS 2018-19, 2019-20 & 2020-21

USD in Million

Country	2018-19 (Actual)	2019-20 (Actual)	% Growth	2020-21 (Provisional)	% Growth
SOUTH AFRICA	44	51	14	44	-14
NIGERIA	29	31	9	28	-11
EGYPT A RP	26	18	-29	16	-11
JORDAN	10	14	39	15	2
KENYA	14	14	-2	14	-1
TANZANIA REP	11	11	-7	12	13
SUDAN	6	9	58	11	11
IRAN	21	23	9	10	-59
SENEGAL	4	7	61	9	34
YEMEN REPUBLC	8	10	25	9	-11
EXPORTS OF TOP COUNTRIES	174	188	8	166	-12
CHAPTER WISE TOTAL EXPORT TO FOCUS REGION	250	263	5	235	-11
% OF TOP EXPORTING COUNTRIES	70	72		70	

Source: DGCI&S

COSMETICS (CHAPTER 33), SOAP & TOILETRIES (CHAPTER 34) EXPORTS TO ASEAN COUNTRIES FOR THE YEARS 2018-19, 2019-20 & 2020-21

USD in Million

Country	2018-19 (Actual)	2019-20 (Actual)	% Growth	2020-21 (Provisional)	% Growth
SINGAPORE	68	77	13	52	-32
INDONESIA	27	31	15	37	18
MALAYSIA	28	23	-18	22	-3
THAILAND	19	22	16	20	-10
PHILIPPINES	9	11	22	17	46
MYANMAR	11	12	4	13	11
VIETNAM SOC REP	11	12	12	11	-4
FIJI IS	2	2	-4	2	7
EXPORTS OF TOP COUNTRIES	176	191	8	175	-8
CHAPTER WISE TOTAL EXPORT TO FOCUS REGION	178	193	8	177	-8
% OF TOP EXPORTING COUNTRIES	99	99		99	

Source: DGCI&S



COSMETICS (CHAPTER 33), SOAP & TOILETRIES (CHAPTER 34) EXPORTS TO CIS COUNTRIES FOR THE YEARS 2018-19, 2019-20 & 2020-21

USD in Million

Country	2018-19 (Actual)	2019-20 (Actual)	% Growth	2020-21 (Provisional)	% Growth
RUSSIA	14	15	2	15	5
UKRAINE	3	3	15	3	4
EXPORTS OF TOP COUNTRIES	17	18	4	18	5
CHAPTER WISE TOTAL EXPORT TO FOCUS REGION	21	22	4	22	2
% OF TOP EXPORTING COUNTRIES	81	80		83	

Source: DGCI&S

COSMETICS (CHAPTER 33), SOAP & TOILETRIES (CHAPTER 34) EXPORTS TO EUROPEAN COUNTRIES FOR THE YEARS 2018-19, 2019-20 & 2020-21

USD in Million

Country	2018-19 (Actual)	2019-20 (Actual)	% Growth	2020-21 (Provisional)	% Growth
NETHERLAND	32	36	11	37	3
GERMANY	25	24	-5	25	3
BELGIUM	16	16	-2	14	-12
FRANCE	12	11	-4	12	8
SPAIN	10	11	10	11	2
ITALY	9	10	17	10	-1
POLAND	6	8	33	7	-16
SLOVENIA	1	2	150	2	17
EXPORTS OF TOP COUNTRIES	110	117	6	117	0
CHAPTER WISE TOTAL EXPORT TO FOCUS REGION	119	130	9	126	-3
% OF TOP EXPORTING COUNTRIES	92	90		93	

SOURCE : DGCI&S



COSMETICS (CHAPTER 33), SOAP & TOILETRIES (CHAPTER 34) EXPORTS TO GCC COUNTRIES FOR THE YEARS 2018-19, 2019-20 & 2020-21

USD in Million

Country	2018-19 (Actual)	2019-20 (Actual)	% Growth	2020-21 (Provisional)	% Growth
U ARAB EMTS	183	181	-1	158	-12
SAUDI ARAB	85	86	1	64	-26
QATAR	25	20	-19	17	-19
OMAN	14	11	-16	13	9
KUWAIT	11	12	12	12	-4
BAHARAIN IS	4	4	-10	4	-8
EXPORTS OF TOP COUNTIRES	322	315	-2	266	-15
CHAPTER WISE TOTAL EXPORT TO FOCUS REGION	322	315	-2	266	-15
% OF TOP EXPORTING COUNTRIES	100	100		100	

Source: DGCI&S

COSMETICS (CHAPTER 33), SOAP & TOILETRIES (CHAPTER 34) EXPORTS TO GENERAL COUNTRIES FOR THE YEARS 2018-19, 2019-20 & 2020-21

USD in Million

Country	2018-19 (Actual)	2019-20 (Actual)	% Growth	2020-21 (Provisional)	% Growth
BANGLADESH PR	105	114	9	118	3
NEPAL	102	102	0	106	4
SRI LANKA DSR	74	69	-7	63	-8
U K	29	27	-8	29	9
CHINA P RP	33	40	20	27	-32
JAPAN	26	28	10	24	-16
TURKEY	24	23	-4	23	2
AUSTRALIA	20	16	-17	21	27
KOREA RP	15	13	-9	15	12
BHUTAN	6	7	10	9	20
EXPORTS OF TOP COUNTIRES	433	439	1	434	-1
CHAPTER WISE TOTAL EXPORT TO FOCUS REGION	532	510	-4	494	-3
% OF TOP EXPORTING COUNTRIES	81	86		88	

Source: DGCI&S



COSMETICS (CHAPTER 33), SOAP & TOILETRIES (CHAPTER 34) EXPORTS TO LAC COUNTRIES FOR THE YEARS 2018-19, 2019-20 & 2020-21

USD in Million

Country	2018-19 (Actual)	2019-20 (Actual)	% Growth	2020-21 (Provisional)	% Growth
BRAZIL	27	31	15	32	3
ARGENTINA	7	7	7	10	47
HAITI	5	5	-11	7	59
PANAMA REPUBLIC	1	2	71	4	133
HONDURAS	3	3	1	4	62
COLOMBIA	4	4	-15	4	16
GUATEMALA	4	1	-67	3	131
DOMINIC REP	1	1	74	2	43
PERU	2	2	-11	2	6
CHILE	2	2	-18	2	0
EXPORTS OF TOP COUNTRIES	56	58	2	72	25
CHAPTER WISE TOTAL EXPORT TO FOCUS REGION	65	66	1	81	24
% OF TOP EXPORTING COUNTRIES	86	88		88	

Source : DGCI&S

COSMETICS (CHAPTER 33), SOAP & TOILETRIES (CHAPTER 34) EXPORTS TO NORTH AMERICAN COUNTRIES FOR THE YEARS 2018-19, 2019-20 & 2020-21

USD in Million

Country	2018-19 (Actual)	2019-20 (Actual)	% Growth	2020-21 (Provisional)	% Growth
U S A	167	175	5	188	7
CANADA	12	11	-8	17	47
MEXICO	5	6	19	6	-5
EXPORTS OF TOP COUNTRIES	184	193	5	211	9
CHAPTER WISE TOTAL EXPORT TO FOCUS REGION	184	193	5	211	9
% OF TOP EXPORTING COUNTRIES	100	100		100	

Source: DGCI&S



ESSENTIAL OILS (CHAPTER 33) EXPORTS TO TOP 10 COUNTRIES FOR THE YEARS 2018-19, 2019-20 & 2020-21

USD in Million

Country	2018-19 (Actual)	2019-20 (Actual)	% Growth	2020-21 (Provisional)	% Growth
U S A	35	31	-10	54	74
FRANCE	20	22	9	23	6
INDONESIA	18	20	9	17	-13
IRAN	1	20	1616	17	-13
U ARAB EMTS	9	17	93	15	-15
SOUTH AFRICA	5	4	-16	9	127
U K	5	4	-20	6	43
SPAIN	5	5	-5	5	11
NIGERIA	6	6	0	5	-16
SAUDI ARAB	3	6	101	5	-19
TOTAL EXPORTS OF ESSENTIAL OILS TO TOP COUNTRIES	106	134	26	155	16
CHEMEXCIL'S TOTAL EXPORTS	172	204	18	234	15
% OF TOP EXPORTING COUNTRIES	62	66		66	

Source: DGCI&S

EXPORTS OF ESSENTIAL OIL (CHAPTER 33) THROUGH MAJOR PORTS FOR THE YEARS 2018-19, 2019-20 & 2020-21

USD in Million

Ports	2018-19 (Actual)	2019-20 (Actual)	% Growth	2020-21 (Provisional)	% Growth
NHAVA SHEVA SEA	29	45	58	53	17
SEZ DAHEJ	16	24	52	28	14
DELHI AIR	25	22	-11	23	1
CHENNAI SEA	3	3	0	18	420
COCHIN SEA	11	8	-30	17	125
ICD BANGALORE	20	22	12	10	-55
BANGALORE AIRPORT	5	5	2	9	81
DELHI (ICD)	7	12	63	9	-25
COCHIN AIRPORT	6	7	26	8	10
KOLKATA SEA	3	4	0	8	80

Source: DGCI&S



EXPORTS OF ESSENTIAL OIL (CHAPTER 33) TO AFRICA & WANA COUNTRIES FOR THE YEARS 2018-19, 2019-20 & 2020-21

USD in Million

Country	2018-19 (Actual)	2019-20 (Actual)	% Growth	2020-21 (Provisional)	% Growth
IRAN	1	20	1616	17	-13
SOUTH AFRICA	5	4	-16	9	127
NIGERIA	6	6	-4	5	-16
EGYPT A RP	2	5	126	4	-26
JORDAN	2	3	76	3	-8
KENYA	0	1	150	2	67
EXPORTS OF TOP COUNTRIES	17	39	135	39	1
CHAPTER WISE TOTAL EXPORT TO FOCUS REGION	25	46	89	46	0
% OF TOP EXPORTING COUNTRIES	68	85		85	

Source: DGCI&S

EXPORTS OF ESSENTIAL OIL (CHAPTER 33) TO ASEAN COUNTRIES FOR THE YEARS 2018-19, 2019-20 & 2020-21

USD in Million

Country	2018-19 (Actual)	2019-20 (Actual)	% Growth	2020-21 (Provisional)	% Growth
INDONESIA	18	20	9	17	-13
SINGAPORE	3	3	0	3	23
VIETNAM SOC REP	3	3	8	3	-12
THAILAND	1	1	-18	2	190
EXPORTS OF TOP COUNTRIES	25	26	7	26	-3
CHAPTER WISE TOTAL EXPORT TO FOCUS REGION	27	28	3	28	-1
% OF TOP EXPORTING COUNTRIES	90	94		93	

Source: DGCI&S



EXPORTS OF ESSENTIAL OIL (CHAPTER 33) TO EUROPEAN UNION COUNTRIES FOR THE YEARS 2018-19, 2019-20 & 2020-21

USD in Million

Country	2018-19 (Actual)	2019-20 (Actual)	% Growth	2020-21 (Provisional)	% Growth
FRANCE	20	22	9	23	6
SPAIN	5	5	-5	5	11
GERMANY	5	5	0	5	2
NETHERLAND	3	2	-16	5	88
EXPORTS OF TOP COUNTRIES	33	34	3	38	12
CHAPTER WISE TOTAL EXPORT TO FOCUS REGION	36	36	2	41	12
% OF TOP EXPORTING COUNTRIES	91	92		93	

SOURCE : DGCI&S

EXPORTS OF ESSENTIAL OIL (CHAPTER 33) TO GCC COUNTRIES FOR THE YEARS 2018-19, 2019-20 & 2020-21

USD in Million

Country	2018-19 (Actual)	2019-20 (Actual)	% Growth	2020-21 (Provisional)	% Growth
U ARAB EMTS	9	17	93	15	-15
SAUDI ARAB	3	6	101	5	-19
EXPORTS OF TOP COUNTRIES	12	23	95	20	-16
CHAPTER WISE TOTAL EXPORT TO FOCUS REGION	13	26	97	22	-15
% OF TOP EXPORTING COUNTRIES	92	91		91	

SOURCE : DGCI&S



EXPORTS OF ESSENTIAL OIL (CHAPTER 33) TO GENERAL COUNTRIES FOR THE YEARS 2018-19, 2019-20 & 2020-21

USD in Million

Country	2018-19 (Actual)	2019-20 (Actual)	% Growth	2020-21 (Provisional)	% Growth
U K	5	4	-20	6	43
CHINA P RP	3	3	-7	5	47
SRI LANKA DSR	3	3	0	4	0
BANGLADESH PR	3	3	-5	4	27
NEPAL	3	2	-13	3	24
AUSTRALIA	3	3	2	2	-13
SWITZERLAND	2	3	33	2	-26
TURKEY	1	1	137	2	23
JAPAN	3	2	-47	2	3
EXPORTS OF TOP COUNTRIES	25	24	-4	29	22
CHAPTER WISE TOTAL EXPORT TO FOCUS REGION	32	31	-3	35	13
% OF TOP EXPORTING COUNTRIES	79	78		84	

Source: DGCI&S

EXPORTS OF ESSENTIAL OIL (CHAPTER 33) TO LAC COUNTRIES FOR THE YEARS 2018-19, 2019-20 & 2020-21

USD in Million

Country	2018-19 (Actual)	2019-20 (Actual)	% Growth	2020-21 (Provisional)	% Growth
BRAZIL	1	1	0	2	75
EXPORTS OF TOP COUNTRIES	1	1	0	2	75
CHAPTER WISE TOTAL EXPORT TO FOCUS REGION	2	2	10	3	36
% OF TOP EXPORTING COUNTRIES	58	38		49	

SOURCE: DGCI&S

EXPORTS OF ESSENTIAL OIL (CHAPTER 33) TO NORTH AMERICAN COUNTRIES FOR THE YEARS 2018-19, 2019-20 & 2020-21

USD in Million

Country	2018-19 (Actual)	2019-20 (Actual)	% Growth	2020-21 (Provisional)	% Growth
U S A	35	31	-10	54	74
CANADA	2	1	-12	2	74
EXPORTS OF TOP COUNTRIES	36	32	-10	56	74
CHAPTER WISE TOTAL EXPORT TO FOCUS REGION	37	33	-11	58	74
% OF TOP EXPORTING COUNTRIES	98	98		98	

Source: DGCI&S



PANEL 4: CASTOR OIL (CHAPTER 15)

OVERVIEW OF INDIAN CASTOR OIL INDUSTRY

India meets 90 per cent of the global demand of castor oil. India's exports of castor oil and derivatives are estimated to be worth over Rs 7,500 crore (\$ 1.1 billion) per annum. The global castor derivatives market estimated to be over \$3 billion is highly dependent on India.

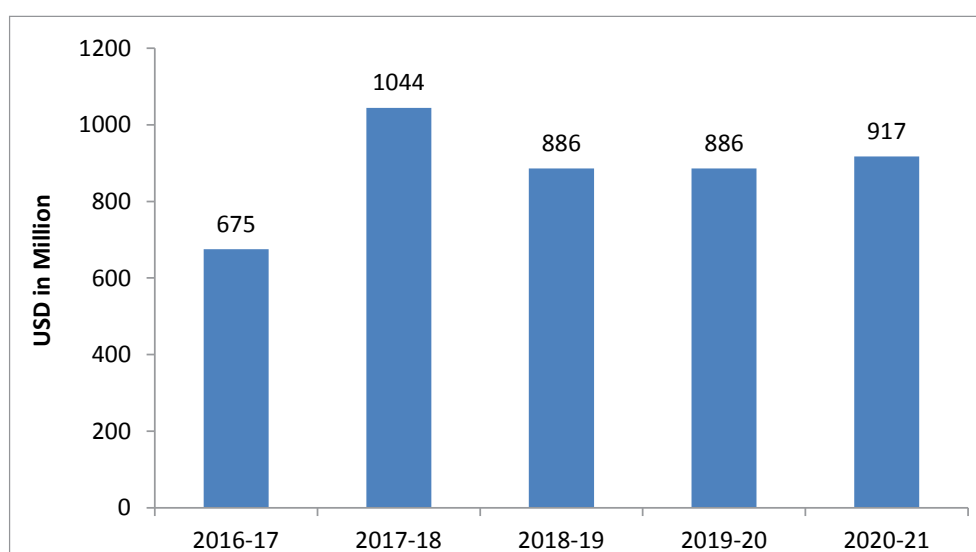
Owing to its unique chemical structure and rich properties, Castor oil and its derivatives find uses in many industries such as cosmetics, food, lubricants, paints, agriculture, pharmaceuticals, perfumeries, inks & adhesives, textile chemicals, etc. After plant oils, castor oil is considered to be the most required oil. However, growing concerns pertaining to biofuels specially biodiesel and biopolymer across the globe is pushing castor oil.

Castor Oil price is closely related to crude oil price and since Crude Oil price is going down it has also affected the price of Castor Oil realizing lower price than expected. However, recently Crude Oil prices having started firming up, it is hoped that Castor Oil price will come up and we will be in a position to realize higher and better price for export of Castor Oil from India.

Although there is apprehension about the downward trend in exports of Castor Oil, there is good opportunity for India for value added derivatives of castor oil if incentivized adequately.

The total export performance of Castor Oils and its derivatives during the period April 2020 to March, 2021 is US \$ 917 million as compared to US \$ 886 million of the corresponding period of previous year, registering a growth of 4%.

PANEL - IV : CASTOR OIL (CHAPTER 15)

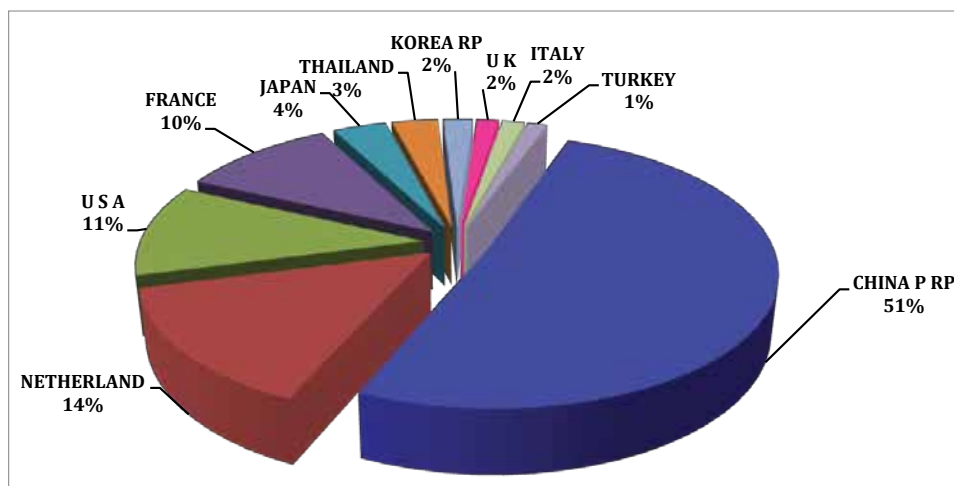


USD in Million

Year	2016-17	2017-18	2018-19	2019-20	2020-21
Export	675	1044	886	886	917

Source: DGCI&S

EXPORTS OF CASTOR OIL TO 10 COUNTRIES 2020-21



USD in Million

COUNTRY	CHINA P RP	NETHERLAND	U S A	FRANCE	JAPAN	THAILAND	KOREA RP	U K	ITALY	TURKEY
2020-21	424	119	92	86	30	26	17	13	13	11
2019-20	338	146	98	83	34	23	17	15	16	14
2018-19	375	133	95	67	36	33	15	16	14	11

Source: DGCI&S

CASTOR OIL (CHAPTER 15) EXPORTS TO TOP 10 COUNTRIES FOR THE YEARS 2018-19, 2019-20 & 2020-21

USD in Million

Country	2018-19 (Actual)	2019-20 (Actual)	% Growth	2020-21 (Provisional)	% Growth
CHINA P RP	375	338	-10	424	26
NETHERLAND	133	146	10	119	-18
U S A	95	98	3	92	-7
FRANCE	67	83	25	86	3
JAPAN	36	34	-8	30	-10
THAILAND	33	23	-31	26	15
KOREA RP	15	17	11	17	0
U K	16	15	-4	13	-14
ITALY	14	16	20	13	-22
TURKEY	11	14	19	11	-16
TOTAL EXPORTS OF CASTOR OIL TO TOP COUNTRIES	795	783	-2	831	6
CHEMEXCIL'S TOTAL EXPORTS	886	886	0	917	4
% OF TOP EXPORTING COUNTRIES	90	88		91	

Source: DGCI&S



EXPORTS OF CASTOR OIL (CHAPTER 15) THROUGH MAJOR PORTS FOR THE YEARS 2018-19, 2019-20 & 2020-21

USD in Million

Country	2018-19 (Actual)	2019-20 (Actual)	% Growth	2020-21 (Provisional)	% Growth
MUNDRA	543	531	-2	559	5
KANDLA SEA	200	229	15	217	-5
SEZ KANDLA	66	65	-2	62	-4
PIPAVAB(VICYOR)	39	29	-26	42	43
HAZIRA PORT, SURAT	12	17	38	13	-22
ICD THAR DRY PORT	12	2	-84	8	320
NHAVA SHEVA SEA	7	6	-14	7	4
SEZ MUNDRA	2	3	38	4	30
ICD SABARMATI	2	2	-8	3	34

Source: DGCI&S

EXPORTS OF CASTOR OIL (CHAPTER 15) TO AFRICA & WANA COUNTRIES FOR THE YEARS 2018-19, 2019-20 & 2020-21

USD in Million

Country	2018-19 (Actual)	2019-20 (Actual)	% Growth	2020-21 (Provisional)	% Growth
EGYPT A RP	2	5	154	4	-31
SOUTH AFRICA	4	4	-6	4	-10
IRAN	4	2	-38	2	-2
EXPORTS OF TOP COUNTRIES	10	12	15	10	-18
CHAPTER WISE TOTAL EXPORT TO FOCUS REGION	13	15	15	13	-14
% OF TOP EXPORTING COUNTRIES	79	79		75	

Source: DGCI&S

EXPORTS OF CASTOR OIL (CHAPTER 15) TO ASEAN COUNTRIES FOR THE YEARS 2018-19, 2019-20 & 2020-21

USD in Million

Country	2018-19 (Actual)	2019-20 (Actual)	% Growth	2020-21 (Provisional)	% Growth
THAILAND	33	23	-31	26	15
MALAYSIA	6	6	1	6	-5
SINGAPORE	2	4	91	4	-15
INDONESIA	2	3	31	2	-49
EXPORTS OF TOP COUNTRIES	43	36	-16	37	3
CHAPTER WISE TOTAL EXPORT TO FOCUS REGION	45	38	-16	38	1
% OF TOP EXPORTING COUNTRIES	96	96		97	

Source: DGCI&S



EXPORTS OF CASTOR OIL (CHAPTER 15) TO CIS COUNTRIES FOR THE YEARS 2018-19, 2019-20 & 2020-21

USD in Million

Country	2018-19 (Actual)	2019-20 (Actual)	% Growth	2020-21 (Provisional)	% Growth
RUSSIA	8	9	23	7	-28
EXPORTS OF TOP COUNTRIES	8	9	23	7	-28
CHAPTER WISE TOTAL EXPORT TO FOCUS REGION	8	10	19	7	-29
% OF TOP EXPORTING COUNTRIES	89	92		93	

Source: DGCI&S

EXPORTS OF CASTOR OIL (CHAPTER 15) TO EUROPEAN COUNTRIES FOR THE YEARS 2018-19, 2019-20 & 2020-21

USD MILLION

Country	2018-19 (Actual)	2019-20 (Actual)	% Growth	2020-21 (Provisional)	% Growth
NETHERLAND	133	146	10	119	-18
FRANCE	67	83	25	86	3
ITALY	14	16	20	13	-22
BELGIUM	12	11	-6	7	-38
GERMANY	6	7	20	7	1
SPAIN	2	3	38	3	-20
EXPORTS OF TOP COUNTRIES	233	267	14	235	-12
CHAPTER WISE TOTAL EXPORT TO FOCUS REGION	236	270	15	237	-12
% OF TOP EXPORTING COUNTRIES	99	99		99	

Source: DGCI&S

EXPORTS OF CASTOR OIL (CHAPTER 15) TO GCC COUNTRIES FOR THE YEARS 2018-19, 2019-20 & 2020-21

USD MILLION

Country	2018-19 (Actual)	2019-20 (Actual)	% Growth	2020-21 (Provisional)	% Growth
U ARAB EMTS	9	9	2	10	7
SAUDI ARAB	1	2	75	1	-32
EXPORTS OF TOP COUNTRIES	10	11	10	11	1
CHAPTER WISE TOTAL EXPORT TO FOCUS REGION	13	14	14	12	-16
% OF TOP EXPORTING COUNTRIES	79	76		91	

Source: DGCI&S



EXPORTS OF CASTOR OIL (CHAPTER 15) TO GENERAL COUNTRIES FOR THE YEARS 2018-19, 2019-20 & 2020-21

USD in Million

COUNTRY	2018-19 (Actual)	2019-20 (Actual)	% Growth	2020-21 (Provisional)	% Growth
CHINA P RP	375	338	-10	424	26
JAPAN	36	34	-8	30	-10
KOREA RP	15	17	11	17	0
U K	16	15	-4	13	-14
TURKEY	11	14	19	11	-16
TAIWAN	3	5	36	4	-14
AUSTRALIA	2	2	5	3	11
EXPORTS OF TOP COUNTRIES	460	424	-8	502	18
CHAPTER WISE TOTAL EXPORT TO FOCUS REGION	462	425	-8	503	18
% OF TOP EXPORTING COUNTRIES	99	100		100	

Source: DGCI&S

EXPORTS OF CASTOR OIL (CHAPTER 15) TO LAC COUNTRIES FOR THE YEARS 2018-19, 2019-20 & 2020-21

USD In million

Country	2018-19 (Actual)	2019-20 (Actual)	% Growth	2020-21 (Provisional)	% Growth
BRAZIL	6	7	6	3	-57
ARGENTINA	1	1	22	1	-5
EXPORTS OF TOP COUNTRIES	7	8	8	4	-49
CHAPTER WISE TOTAL EXPORT TO FOCUS REGION	8	9	9	5	-42
% OF TOP EXPORTING COUNTRIES	89	88		78	


SOURCE: DGCI&S

EXPORTS OF CASTOR OIL (CHAPTER 15) TO NORTH AMERICAN COUNTRIES FOR THE YEARS 2018-19, 2019-20 & 2020-21

USD in Million

COUNTRY	2018-19 (Actual)	2019-20 (Actual)	% Growth	2020-21 (Provisional)	% Growth
U S A	95	98	4	92	-7
MEXICO	5	4	-5	6	34
EXPORTS OF TOP COUNTRIES	100	103	3	97	-5
CHAPTER WISE TOTAL EXPORT TO FOCUS REGION	101	104	3	100	-3
% OF TOP EXPORTING COUNTRIES	99	99		97	

Source: DGCI&S



**FINANCIAL STATEMENTS
FOR YEAR ENDED
MARCH 31, 2021**



INDEPENDENT AUDITOR'S REPORT

To the Members of

**Basic Chemicals, Cosmetics & Dyes Export Promotion Council
(Limited by Guarantee)**

Report on the Audit of the Financial Statements

Opinion

We have audited the financial statements of Basic Chemicals, Cosmetics & Dyes Export Promotion Council (hereinafter referred as the "Council"), which comprise the Balance Sheet as at 31st March 2021, the statement of Income and Expenditure for the year then ended and notes to the financial statements, including a summary of significant accounting policies and other explanatory information.

In our opinion and to the best of our information and according to the explanations given to us, the aforesaid financial statements give the information required by the Companies Act, 2013 ("the Act") in the manner so required and give a true and fair view in conformity with the Accounting Standards prescribed under Section 133 of the Act read with Companies (Accounts) Rules, 2014 ("AS"), as amended and other accounting principles generally accepted in India, of the state of affairs of Council as at 31st March, 2021, and its surplus for the year ended on that date.

Basis for Opinion

We conducted our audit in accordance with the Standards on Auditing (SAs) specified under Section 143(10) of the Act. Our responsibilities under those Standards are further described in the *Auditor's Responsibilities for the Audit of the Financial Statements* Section of our report. We are independent of Council in accordance with the Code of Ethics issued by the Institute of Chartered Accountants of India together with the ethical requirements that are relevant to our audit of the financial statements under the provisions of the Act and the Rules thereunder, and we have fulfilled our other ethical responsibilities in accordance with these requirements and the Code of Ethics.

We believe that the audit evidence we have obtained is sufficient and appropriate to provide a basis for our opinion on the financial statements.

Emphasis of Matter

- a) We draw your attention to Note 19.15 of the financial statements, with regard to management's assessment about the impact on Council's activities due to COVID 19 pandemic outbreak and lockdown.

The impact of the global health pandemic may be different from that estimated as at the date of approval of these financial statements. Considering the continuing uncertainties, as explained, the Management will continue to closely monitor any material changes to future economic conditions.

- b) The Council needs to strengthen its internal control in recording of transactions and maintaining books of accounts.

Our report is not modified in respect of these matters.



Information Other than the Financial Statements and Auditor's report thereon

Council's Committee of Administration is responsible for the preparation of other information. The Other information comprises the information like Export promotional activities, activities of head office and regional offices etc., but does not include the financial statement and our auditor's report thereon.

Our opinion on the financial statements does not cover the other information and we do not express any form of assurance conclusion thereon.

In connection with our audit of the financial statements, our responsibility is to read the other information and, in doing so, consider whether the other information is materially inconsistent with the financial statements or our knowledge obtained during the course of our audit or otherwise appears to be materially misstated.

If, based on the work we have performed, we conclude that there is a material misstatement of this other information, we are required to report that fact. We have nothing to report in this regard.

Responsibilities of Management and Those Charged with Governance for the Financial Statements

The Council's Committee of Administration is responsible for the matters stated in Section 134(5) of the Act, with respect to the preparation of these financial statements that give a true and fair view of the financial position and income and expenditure of Council in accordance with AS and other accounting principles generally accepted in India. This responsibility also includes maintenance of adequate accounting records in accordance with the provisions of the Act for safeguarding of the assets of Council and for preventing and detecting frauds and other irregularities; selection and application of appropriate accounting policies; making judgments and estimates that are reasonable and prudent; and design, implementation and maintenance of adequate internal financial controls, that were operating effectively for ensuring the accuracy and completeness of the accounting records, relevant to the preparation and presentation of the financial statements that give a true and fair view and are free from material misstatement, whether due to fraud or error.

In preparing the financial statements, the Committee of Administration is responsible for assessing Council's ability to continue as a going concern, disclosing, as applicable, matters related to going concern and using the going concern basis of accounting unless the Committee of Administration either intends to liquidate Council or to cease activities, or has no realistic alternative but to do so.

Those Committee of Administration are also responsible for overseeing Council's financial reporting process.

Auditor's Responsibilities for the Audit of the Financial Statements

Our objectives are to obtain reasonable assurance about whether the financial statements as a whole are free from material misstatement, whether due to fraud or error, and to issue an auditor's report that includes our opinion. Reasonable assurance is a high level of assurance, but is not a guarantee that an audit conducted in accordance with SAs will always detect a material misstatement when it exists. Misstatements can arise from fraud or error and are considered material if, individually or in the aggregate, they could reasonably be expected to influence the economic decisions of users taken on the basis of these financial statements.



As part of an audit in accordance with SAs, we exercise professional judgment and maintain professional scepticism throughout the audit. We also:

- Identify and assess the risks of material misstatement of the financial statements, whether due to fraud or error, design and perform audit procedures responsive to those risks, and obtain audit evidence that is sufficient and appropriate to provide a basis for our opinion. The risk of not detecting a material misstatement resulting from fraud is higher than for one resulting from error, as fraud may involve collusion, forgery, intentional omissions, misrepresentations, or the override of internal control.
- Obtain an understanding of internal control relevant to the audit in order to design audit procedures that are appropriate in the circumstances.
- Evaluate the appropriateness of accounting policies used and the reasonableness of accounting estimates and related disclosures made by management.
- Conclude on the appropriateness of management's use of the going concern basis of accounting and, based on the audit evidence obtained, whether a material uncertainty exists related to events or conditions that may cast significant doubt on Council's ability to continue as a going concern. If we conclude that a material uncertainty exists, we are required to draw attention in our auditor's report to the related disclosures in the financial statements or, if such disclosures are inadequate, to modify our opinion. Our conclusions are based on the audit evidence obtained up to the date of our auditor's report. However, future events or conditions may cause Council to cease to continue as a going concern.
- Evaluate the overall presentation, structure and content of the financial statements, including the disclosures, and whether the financial statements represent the underlying transactions and events in a manner that achieves fair presentation.

Materiality is the magnitude of misstatements in the financial statements that individually or in aggregate makes it probable that the economic decisions of a reasonably knowledgeable user of the financial statements may be influenced. We consider quantitative materiality and qualitative factors in (i) Planning the scope of our audit work and in evaluating the results of our work and (ii) To evaluate the effect of an identified misstatements in the financial statements.

We communicate with those charged with governance regarding, among other matters, the planned scope and timing of the audit and significant audit findings, including any significant deficiencies in internal control that we identify during our audit.

We also provide those charged with governance with a statement that we have complied with relevant ethical requirements regarding independence, and to communicate with them all relationships and other matters that may reasonably be thought to bear on our independence, and where applicable, related safeguards.

Report on Other Legal and Regulatory Requirements

1. Council is registered under Section 25 of the Companies Act, 1956 (now corresponding to Section 8 of the Companies Act, 2013) and the provisions of Companies (Auditor's Report) Order, 2016 is not applicable to the Council. We are, therefore, not required to report on Paragraph 3 and 4 of Companies (Auditor's Report) Order, 2016.
2. As required by Section 143(3) of the Act, we are required to report that:
 - (a) We have sought and obtained all the information and explanations which to the best of our knowledge and belief were necessary for the purposes of our audit.



- (b) In our opinion, proper books of account as required by law have been kept by Council so far as it appears from our examination of those books.
- (c) The Balance Sheet and the statement of Income and Expenditure, dealt with by this Report are in agreement with the books of account.
- (d) In our opinion, the aforesaid financial statements comply with the Accounting Standards ("AS") specified under Section 133 of the Act, read with Rule 7 of the Companies (Accounts) Rules, 2014.
- (e) On the basis of the written representations received from the directors as on 31st March, 2021 and taken on records by the Board of Directors, none of the directors is disqualified as on 31st March, 2021 from being appointed as a Director in terms of Section 164(2) of the Act.
- (f) With respect to the adequacy of internal financial controls over financial reporting of the Council and operating effectiveness of such controls, refer to our separate report in "Annexure A"
- (g) In our opinion, Section 197(16) of the Act in respect of remuneration payable to its directors as provided under Section 197(16) of the Act is not applicable to the Council as it is registered under Section 8 of the Act.
- (h) With respect to the other matters to be included in the Auditor's Report in accordance with Rule 11 of the Companies (Audit and Auditors) Rules, 2014, in our opinion and to the best of our information and according to the explanations given to us:
 - i. Council has disclosed the impact of pending litigations on its financial statements (Refer Note 19.2 to the financial statements).
 - ii. Council did not have any long-term contracts including derivative contracts for which there were any material foreseeable losses.
 - iii. There were no amounts which were required to be transferred to the Investor Education and Protection Fund by Council.

For **Lodha & Co.**
Chartered Accountants
(Firm Registration No. 301051E)

A. M. Hariharan
Partner
Membership No.: 38323
UDIN: 21038323AAAADC6720

Place: Mumbai

Date: September 14, 2021



Annexure - "A"

Auditors' Report on the Internal Financial Controls under Clause (i) of Sub-Section 3 of Section 143 of the Companies Act, 2013 ("the Act")

We have audited the internal financial controls over financial reporting of **Basic Chemicals, Cosmetics and Dyes Export Promotion Council** ("the Council") as of 31st March, 2021 in conjunction with our audit of the financial statements of the Council for the year ended on that date

Management's Responsibility for Internal Financial Controls

The Council's Committee of Administration is responsible for establishing and maintaining internal financial controls based on the internal control over financial reporting criteria established by the Council considering the essential components of internal control stated in the Guidance Note on Audit of Internal Financial Controls over Financial Reporting issued by the Institute of Chartered Accountants of India (ICAI). These responsibilities include the design, implementation and maintenance of adequate internal financial controls that were operating effectively for ensuring the orderly and efficient conduct of its business, including adherence to Council's policies, the safeguarding of its assets, the prevention and detection of frauds and errors, the accuracy and completeness of the accounting records, and the timely preparation of reliable financial information, as required under the Act.

Auditors' Responsibility

Our responsibility is to express an opinion on the Council's internal financial controls over financial reporting based on our audit. We conducted our audit in accordance with the Guidance Note on Audit of Internal Financial Controls Over Financial Reporting (the "Guidance Note") and the Standards on Auditing deemed to be prescribed under Section 143(10) of the Act to the extent applicable to an audit of internal financial controls, both applicable to an audit of internal financial controls and both issued by the ICAI. Those Standards and the Guidance Note require that we comply with ethical requirements and plan and perform the audit to obtain reasonable assurance about whether adequate internal financial controls over financial reporting was established and maintained and if such controls operated effectively in all material respects.

Our audit involves performing procedures to obtain audit evidence about the adequacy of the internal financial controls system over financial reporting and their operating effectiveness. Our audit of internal financial controls over financial reporting included obtaining an understanding of internal financial controls over financial reporting, assessing the risk that a material weakness exists, and testing and evaluating the design and operating effectiveness of internal control based on the assessed risk. The procedures selected depend on the auditor's judgement, including the assessment of the risks of material misstatement of the financial statements, whether due to fraud or error.

We believe that the audit evidence we have obtained is sufficient and appropriate to provide a basis for our audit opinion on the Council's internal financial controls system over financial reporting.



Meaning of Internal Financial Controls Over Financial Reporting

Council's internal financial control over financial reporting is a process designed to provide reasonable assurance regarding the reliability of financial reporting and the preparation of financial statements for external purposes in accordance with generally accepted accounting principles. A Council's internal financial control over financial reporting includes those policies and procedures that:

- (1) pertain to the maintenance of records that, in reasonable detail, accurately and fairly reflect the transactions and dispositions of the assets of the Council;
- (2) provide reasonable assurance that transactions are recorded as necessary to permit preparation of financial statements in accordance with generally accepted accounting principles, and that receipts and expenditures of the Council are being made only in accordance with authorisations of management and directors of the Council;
- (3) provide reasonable assurance regarding prevention or timely detection of unauthorized acquisition, use, or disposition of the Council's assets that could have a material effect on the financial statements; and
- (4) also provide us reasonable assurance by the internal auditors through their internal audit reports given to the Company from time to time.

Inherent Limitations of Internal Financial Controls Over Financial Reporting

Because of the inherent limitations of internal financial controls over financial reporting, including the possibility of collusion or improper management override of controls, material misstatements due to error or fraud may occur and not be detected. Also, projections of any evaluation of the internal financial controls over financial reporting to future periods are subject to the risk that the internal financial control over financial reporting may become inadequate because of changes in conditions, or that the degree of compliance with the policies or procedures may deteriorate.

Opinion

In our opinion, the Council has broadly, in all material respects, an adequate internal financial controls system over financial reporting and such internal financial controls over financial reporting were operating effectively as at 31st March, 2021, based on the internal control over financial reporting criteria established by the Council considering the essential components of internal control stated in the Guidance Note on Audit of Internal Financial Controls Over Financial Reporting issued by the ICAI except statutory compliance and to have the Information Systems Audit to ensure security, authenticity etc. of the various data, documents and records maintained by the Council. [Refer Note No. 19.9(a) of Notes to Financial Statements].

For **Lodha & Co.**
Chartered Accountants
(Firm Registration No.301051E)

A. M. Hariharan
Partner
Membership No.: 38323
UDIN: 21038323AAAADC6720

Place: Mumbai
Date: September 14, 2021



BASIC CHEMICALS COSMETICS AND DYES EXPORT PROMOTION COUNCIL
(LIMITED BY GUARANTEE)
CIN NO. - U91110MH1963NPL012677

BALANCE SHEET AS AT 31ST MARCH, 2021

(Amount in Rs.)

Particulars	Note No.	As at 31st March, 2021	As at 31st March, 2020
I. CORPUS/CAPITAL FUND AND LIABILITIES			
Corpus/Capital Fund:			
(a) Reserves and surplus	2	238,904,362	207,825,919
Current liabilities:			
(a) Trade payables (from activities of the Council)	3		
- Total outstanding dues of micro enterprises and small enterprises		-	-
- Total outstanding dues of creditors other than micro enterprises and small enterprises		4,671,548	6,482,748
(b) Other current liabilities	4	36,360,745	199,850,306
(c) Short-term provisions	5	13,870,182	21,272,293
Total		293,806,837	435,431,266
II. ASSETS			
Non-current assets:			
(a) Property, Plant & Equipments	6		
(i) Tangible assets		45,798,864	48,784,196
(ii) Intangible assets		30,523	43,161
(b) Long-term loans and advances	7	41,647,991	86,108,900
(c) Other non-current assets	8	3,741,762	5,553,612
Current assets:			
(a) Trade receivables (from activities of the Council)	9	1,348,570	364,570
(b) Cash and cash equivalents	10	140,000,863	216,413,574
(c) Short-term loans and advances	11	1,556,624	17,281,793
(d) Other current assets	12	59,681,640	60,881,460
Total		293,806,837	435,431,266
Significant Accounting Policies and Notes to Financial Statements	1 to 19		

Notes annexed form an integral part of Financial Statements

As per our attached report of even date

For LODHA & CO.

Chartered Accountants

(A. M. Hariharan)

Partner

Membership No: 38323

(S. G. MOKASHI)

Chairman

(ABHAY V. UDHESHI)

Vice Chairman

(DEEPAK GUPTA)

Actg Executive Director

Mumbai

Date: 14th September, 2021



BASIC CHEMICALS COSMETICS AND DYES EXPORT PROMOTION COUNCIL
(LIMITED BY GUARANTEE)
CIN NO. - U91110MH1963NPL012677

STATEMENT OF INCOME AND EXPENDITURE FOR THE YEAR ENDED 31ST MARCH, 2021

(Amount in Rs.)

	Particulars	Note No.	For the year ended 31st March, 2021	For the year ended 31st March, 2020
	Income from code activities/ Membership Sub/Other Receipts	13	67,286,490	138,880,810
	Other income	14	14,749,171	10,281,589
(A)	Total Revenue		82,035,661	149,162,399
	Expenses:			
	Expenses on code activities	15	3,184,241	75,427,589
	Establishment expense	16	34,570,247	42,662,018
	Finance costs	17	565,610	698,516
	Depreciation and amortization expense	6	3,078,653	3,289,455
	Other expenses	18	10,149,467	15,061,022
(B)	Total Expenses		51,548,218	137,138,600
(C)	Transferred to Chemexcil Building Fund		22,000,000	-
(D)	Surplus/(Deficit) before tax (A-B-C)		8,487,443	12,023,799
(E)	Surplus /(Deficit) after tax		8,487,443	12,023,799
	Significant Accounting Policies and Notes to Financial Statements	1 to 19		

Notes annexed form an integral part of Financial Statements

As per our attached report of even date

For LODHA & CO.

Chartered Accountants

(A. M. Hariharan)

Partner

Membership No: 38323

(S. G. MOKASHI)

Chairman

(ABHAY V. UDHESI)

Vice Chairman

(DEEPAK GUPTA)

Actg Executive Director

Mumbai

Date: 14th September, 2021



BASIC CHEMICALS COSMETICS AND DYES EXPORT PROMOTION COUNCIL
(LIMITED BY GUARANTEE)
CIN NO. - U91110MH1963NPL012677

NOTES FORMING PART OF FINANCIAL STATEMENTS

Note 2: Reserves and surplus

(Amount in Rs.)

Particulars	As at 31st March, 2021	As at 31st March, 2020
Earmarked Funds-Chemexcil Building Fund		
Opening Balance	89,803,089	83,539,671
(+) Interest on Fixed Deposits against Earmarked Funds	-	6,263,418
(+) Appropriation made during the year	22,000,000	-
(-) Fund Transferred to General Reserve on acquisition of Buildings in an earlier year/ amount no longer required.	(89,803,089)	-
Closing Balance	22,000,000	89,803,089
General Reserve		
Opening Balance	76,165,664	74,930,164
(+) Entrance Fees received from new members	591,000	1,235,500
(+) Fund transferred for Building Reserve on acquisition of Buildings	89,803,089	-
Closing Balance	166,559,753	76,165,664
Surplus		
Opening balance	41,857,166	29,833,367
(+) Surplus/(Deficit) for the year	8,487,443	12,023,799
Closing Balance	50,344,609	41,857,166
Grand Total	238,904,362	207,825,919



BASIC CHEMICALS COSMETICS AND DYES EXPORT PROMOTION COUNCIL
(LIMITED BY GUARANTEE)
CIN NO. - U91110MH1963NPL012677

NOTES FORMING PART OF FINANCIAL STATEMENTS

Note 3: Trade payables (from activities of the Council)

(Amount in Rs.)

Particulars	As at 31st March, 2021	As at 31st March, 2020
- Total outstanding dues of micro enterprises and small enterprises	-	-
- Total outstanding dues of creditors other than micro enterprises and small enterprises	4,671,548	6,482,747
Total	4,671,548	6,482,747

Note:

Disclosure of Trade payable as defined under the "Micro, Small and Medium Enterprises Development Act, 2006" ("the Act") is based on the information available with the company regarding the status of registration of such vendors under the Act, as per the intimation received from them on request made by the company.

Note 4: Other current liabilities

(Amount in Rs.)

Particulars	As at 31st March, 2021	As at 31st March, 2020
Members' Advance towards Projects/Activities	890,724	66,463,160
Membership Subscription received in Advance	854,500	129,850
Statutory dues payable	-	288,614
Amount due to Members/Government		
a) MDA Grant (refer note no.19.5)	4,019,296	4,019,296
b) Reach Grant	21,213,373	122,563,729
c) Other amounts due	608,075	1,599,780
Rent payable/stale cheques (Refer note 19.1(b))	-	-
Other current liabilities	8,774,777	4,785,878
Total	36,360,745	199,850,306

Note 5: Short-term provisions

(Amount in Rs.)

Particulars	As at 31st March, 2021	As at 31st March, 2020
Provision for employee benefits:		
Gratuity	-	3,931,465
Leave Entitlement	13,870,182	17,340,828
Total	13,870,182	21,272,293



BASIC CHEMICALS COSMETICS AND DYES EXPORT PROMOTION COUNCIL
(LIMITED BY GUARANTEE)
CIN NO. - U91110MH1963NPL012677

NOTES FORMING PART OF FINANCIAL STATEMENTS

(Amount in Rs.)

Note 6: Property, Plant & Equipments:

Particulars	Gross Block (At Cost)			Accumulated Depreciation/Amortisation			Net Block		
	As at 1st April, 2020	Additions	Deductions / Adjustments	As at 31st March, 2021	As at 1st April, 2020	Depreciation / Amortisation charge for the year	On deductions/ Adjustments	As at 31st March, 2021	As at 31st March, 2020
Tangible Assets:									
Buildings*	52,877,048	-	-	52,877,051	6,805,884	2,235,751	-	43,835,416	46,071,164
Furniture and Fixtures	2,829,861	23,000	4,400	2,848,461	1,406,925	362,818	4,400	1,083,118	1,422,936
Vehicles	1,225,536	-	-	1,225,536	311,656	310,719	-	603,161	913,880
Office equipment/ Air Conditioners	2,139,715	-	48,800	2,090,915	1,868,015	80,720	46,360	188,540	271,700
Computers	2,611,523	60,119	160,774	2,510,868	2,507,007	76,007	160,774	88,628	104,516
Total	61,683,683	83,119	213,974	61,552,831	12,899,487	3,066,015	211,534	45,798,863	48,784,196
Intangible Assets:									
Computer software	1,596,865	-	-	1,596,865	1,553,704	12,638	-	30,523	43,164
Total	1,596,865	-	-	1,596,865	1,553,704	12,638	-	30,523	43,164
Grand Total	63,280,548	83,119	213,974	63,149,696	14,453,191	3,078,653	211,534	45,829,386	48,827,360

* Includes 300 Equity Shares of Rs. 3000 (Rs. 10 each) in Pruthvi Constructions and Developers Private Limited in respect of Ahmedabad office premises [Gross Block Rs.8,13,651 & Net Block Rs. 3,67,171].

BASIC CHEMICALS COSMETICS AND DYES EXPORT PROMOTION COUNCIL
(LIMITED BY GUARANTEE)
CIN NO. - U91110MH1963NPL012677

NOTES FORMING PART OF FINANCIAL STATEMENTS

Particulars	Gross Block (At Cost)			Accumulated Depreciation/Amortisation			Net Block	
	As at 1st April, 2019	Additions	Deductions/ Adjustments	As at 31st March, 2020	As at 1st April, 2019	On deductions/ Adjustments	As at 31st March, 2020	As at 31st March, 2019
Tangible Assets:								
Buildings*	52,877,048	-	-	52,877,048	4,456,092	2,349,792	6,805,884	48,420,956
Furniture and Fixtures	2,146,811	683,050	-	2,829,861	1,014,955	391,970	1,406,925	1,131,856
Vehicles	745,720	1,225,536	745,720	1,225,536	707,526	311,857	311,656	38,194
Office equipment/Air Conditioners	2,059,772	79,943	-	2,139,715	1,747,765	120,250	1,868,015	312,007
Computers	2,473,453	138,070	-	2,611,523	2,443,501	63,506	2,507,007	29,952
Total	60,302,804	2,126,599	745,720	61,683,683	10,369,839	3,237,375	12,899,487	49,932,965
Intangible Assets:								
Computer software	1,564,465	32,400	-	1,596,865	1,501,624	52,080	1,553,704	62,844
Total	1,564,465	32,400	-	1,596,865	1,501,624	52,080	1,553,704	62,844
Grand Total	61,867,269	2,158,999	745,720	63,280,548	11,871,463	3,289,455	14,453,191	49,995,809

* Includes 300 Equity Shares of Rs. 3000 (Rs. 10 each) in Pruthvi Constructions and Developers Private Limited in respect of Ahmedabad office premises [Gross Block Rs.8,13,651 & Net Block Rs. 3,67,171].



BASIC CHEMICALS COSMETICS AND DYES EXPORT PROMOTION COUNCIL
(LIMITED BY GUARANTEE)
CIN NO. - U91110MH1963NPL012677

NOTES FORMING PART OF FINANCIAL STATEMENTS

Note 7: Long-term loans and advances

(Amount in Rs.)

Particulars	As at 31st March, 2021	As at 31st March, 2020
<i>(Unsecured, considered good)</i>		
Security Deposits	17,024	17,024
Fixed Deposit with original maturity of more than 12 months*	34,613,875	66,123,317
TDS Receivable	7,017,092	19,968,559
Total	41,647,991	86,108,900

* Fixed Deposit against earmarked funds of **Rs. 22,000,000** (P.Y. Rs. 66,123,317)

Note 8: Other non-current assets

(Amount in Rs.)

Particulars	As at 31st March, 2021	As at 31st March, 2020
Other		
Interest Accrued but not due on fixed deposits with original maturity of more than 12 months*	3,741,762	5,553,612
Total	3,741,762	5,553,612

* Interest accrued on Fixed Deposit against earmarked fund Rs. 0 (nil) (P.Y. Rs. 474,005)

Note 9: Trade receivables (from activities of the Council)

(Amount in Rs.)

Particulars	As at 31st March, 2021	As at 31st March, 2020
<i>(Unsecured, considered good)</i>		
Outstanding for a period less than six months from the date they are due	1,348,570	364,570
Total	1,348,570	364,570



BASIC CHEMICALS COSMETICS AND DYES EXPORT PROMOTION COUNCIL
(LIMITED BY GUARANTEE)
CIN NO. - U91110MH1963NPL012677

NOTES FORMING PART OF FINANCIAL STATEMENTS

Note 10: Cash and cash equivalents

(Amount in Rs.)

Particulars	As at 31st March, 2021	As at 31st March, 2020
Balances with banks:		
in Current Accounts	3,939,337	1,286,944
in Linked Deposits	94,181,201	212,772,147
in Fixed Deposits (with original maturity of less than 3 months)	41,860,711	2,325,426
Stamp in Hand	73	227
Cash in Hand	19,541	28,830
Total	140,000,863	216,413,574

Note 11: Short-term loans and advances

(Amount in Rs.)

Particulars	As at 31st March, 2021	As at 31st March, 2020
<i>(Unsecured, considered good)</i>		
Advances to be recovered from employees	155,000	150,802
Advances For Exhibition	1,401,624	17,130,991
Total	1,556,624	17,281,793

Note 12: Other current assets

(Amount in Rs.)

Particulars	As at 31st March, 2021	As at 31st March, 2020
Balance in Fixed Deposits*	91,290,068	83,814,205
<i>Less: Fixed Deposits with original maturity of more than 12 months transferred to Long Term Loans & Advances</i>	(34,613,875)	(66,123,317)
- Others (Original maturity of more than 3 months but less than 12 months)	-	37,648,839
Interest Accrued but not due on fixed deposits**	2,720,623	4,093,323
Prepaid Expenses	210,828	317,576
Interest on Income tax Receivable	-	615,593
Other Current Assets	73,997	515,241
Total	59,681,640	60,881,460

* Fixed Deposit against earmarked funds of **Rs. 22,000,000** (P.Y. Rs. 17,690,888)

** Interest accrued on Fixed Deposit against earmarked fund **Rs. 0 (nil)** (P.Y. Rs. 474,005)



BASIC CHEMICALS COSMETICS AND DYES EXPORT PROMOTION COUNCIL
(LIMITED BY GUARANTEE)
CIN NO. - U91110MH1963NPL012677

NOTES FORMING PART OF FINANCIAL STATEMENTS

Note 13: Income From code activities

(Amount in Rs.)

Particulars	For the year ended 31st March, 2021	For the year ended 31st March, 2020
Contribution from Members for Council specific activities:		
a. Participation charges for Exhibitions/Trade Fairs/Functions outside India*	3,230,000	58,127,901
b. Participation charges for Buyer-Seller Meets to Abroad*	1,075,000	4,034,500
c. Processing Fees for reimbursement of REACH ECHA/ MAI Grant/ Agro product	23,166,512	4,500
d. Participation Fees for Seminars	30,000	60,000
Grants (Central Government):		
a. Grant received under Market Development Assistance- Code Activities (Net of Refund):		
For F.Y. 2019-2020	1,978,787	17,819,258
For F.Y. 2020-2021	2,046,306	22,164,326
Annual Subscription Fees	35,423,500	36,648,500
Other operating income	336,385	21,825
Total	67,286,490	138,880,810

* Current year figure represents exhibitions/ trade fairs/ functions held in virtual mode.

Note 14: Other income

(Amount in Rs.)

Particulars	For the year ended 31st March, 2021	For the year ended 31st March, 2020
Interest Income		
a.) On Fixed Deposits	13,296,538	13,200,546
<i>Less: Transferred to Earmarked Fund</i>	-	(6,263,418)
Rent Income	-	352,665
Gain/Loss on sale of fixed assets	-	62,007
Interest on Income Tax Refund	1,286,387	1,661,271
Liabilities no longer required written back	166,026	51,088
Miscellaneous Income	219	1,217,430
Total	14,749,171	10,281,589



BASIC CHEMICALS COSMETICS AND DYES EXPORT PROMOTION COUNCIL
(LIMITED BY GUARANTEE)
CIN NO. - U91110MH1963NPL012677

NOTES FORMING PART OF FINANCIAL STATEMENTS

Note 15: Expenses on code activities

(Amount in Rs.)

Particulars	For the year ended 31st March, 2021	For the year ended 31st March, 2020
Expenses on exhibitions/trade fairs outside India*	2,459,241	67,190,683
Expenses on exhibitions in India	-	216,365
Expenses on Buyer-Seller Meet abroad*	725,000	7,253,293
Export promotion seminar and meeting	-	422,298
Export Award Expenses	-	344,950
Total	3,184,241	75,427,589

* Current year figure represents exhibitions/ trade fairs/ functions held in virtual mode.

Note 16: Establishment expense

(Amount in Rs.)

Particulars	For the year ended 31st March, 2021	For the year ended 31st March, 2020
Pay and allowance	24,873,285	28,000,202
Outsourced Personnel Expenses	6,995,984	7,147,861
Contribution to provident fund	2,142,627	2,465,101
Contribution to labour welfare fund	864	864
Staff welfare expenses	140,732	393,393
Gratuity (Refer note 19.13)	-	3,931,466
Leave travel concession	38,128	279,690
Leave entitlement	-	29,996
Medical benefits	378,627	413,445
Total	34,570,247	42,662,018

Note 17: Finance costs

(Amount in Rs.)

Particulars	For the year ended 31st March, 2021	For the year ended 31st March, 2020
Interest paid/payable		
On Unutilised Govt. Grant	403,497	681,743
On Statutory dues	162,113	16,773
Total	565,610	698,516



BASIC CHEMICALS COSMETICS AND DYES EXPORT PROMOTION COUNCIL
(LIMITED BY GUARANTEE)
CIN NO. - U91110MH1963NPL012677

NOTES FORMING PART OF FINANCIAL STATEMENTS

Note 18: Other expenses

(Amount in Rs.)

Particulars	For the year ended 31st March, 2021	For the year ended 31st March, 2020
Rent		
For Current Financial Year	1,153,940	1,093,806
Arrears of Rent/Taxes (Refer note 19.1 (b))	-	130,432
Repairs to buildings	242,942	324,227
Other Repairs	533,054	790,097
Electricity	246,510	392,730
Insurance	748,679	767,684
Rates and taxes	173,803	169,184
Postage & Courier	63,166	568,831
Telephone & Communication	261,017	350,021
Website Expenses	511,583	463,812
Travelling & Conveyance	1,339,615	2,006,999
Legal & Professional Charges		
Reach Certification Charges	-	733,000
Study report of Embedded Taxes	-	1,900,000
Others	1,244,224	1,237,050
Auditors' Remuneration*	500,000	383,470
Books & Periodicals	170,295	755,469
Export Import Data(DGCI&S)	500,000	400,000
Printing, Stationery	114,182	361,514
Advertisement/Publication for use in India	456,270	909,929
Foreign exchange Fluctuation	645,495	(648,834)
Regional Offices Expenses other than Establishment Expenses		
Bangalore	76,006	185,393
Kolkata	97,634	242,213
Delhi	404,922	890,594
Ahmedabad	219,955	393,326
Arrears of Water Charges	25,410	52,107
Miscellaneous Expenses	420,765	207,968
Total	10,149,467	15,061,022

***Auditors' Remuneration**

(Amount in Rs.)

Particulars	For the year ended 31st March, 2021	For the year ended 31st March, 2020
Audit Fees	400,000	250,000
Certification fees	100,000	100,000
Out of Pocket Expenses	-	33,470
Total	500,000	383,470



BASIC CHEMICALS COSMETICS AND DYES EXPORT PROMOTION COUNCIL
(LIMITED BY GUARANTEE)
CIN NO. - U91110MH1963NPL012677

NOTES FORMING PART OF FINANCIAL STATEMENTS

Council's Information:

Basic Chemicals, Cosmetics & Dyes Export Promotion Council popularly known as CHEMEXCIL (hereinafter referred as the "Council") is set up by the Ministry of Commerce & Industry Government of India in the year 1963 with the objective of promoting exports of the Dyes and Dye Intermediates, Basic Inorganic & Organic Chemicals, including Agrochemicals, Cosmetics, Soaps, Toiletries & Essential Oils, Speciality Chemicals, Lubricants and Castor oil. The Council has been registered as a Company under the provisions of the 'Companies Act, 1956 (hereinafter called as the "Act"). By virtue of the license granted to the Council by the Central Government under Section 25 (now governed by Section 8 of the Companies Act 2013) of the 'Act' the word "LIMITED" is not required to be suffixed to its name. The Company is registered as a public charitable trust under Section 12AA of Income Tax Act, 1961 and accordingly liable for taxation as per provisions applicable to charitable trusts viz. Sections 11, 12 and 13 of the Income Tax Act, 1961 as amended from time to time.

1. Significant Accounting Policies:

1.1 General:

- a) The financial statements are prepared on the basis of historical cost convention, in accordance with applicable accounting standards and on the principle of a going concern.
- b) All income and expenses to the extent considered receivable and payable, respectively with reasonable certainty are accounted for on accrual basis.
- c) Membership subscription which remains unpaid as at the close of the year is not accounted for except the amount actually received out of such unpaid subscriptions approximately one month prior to the approval of the financial statements by the Committee of Administration.
- d) Entrance Fees receipts are credited to General Reserve.
- e) Library books are charged to Income & Expenditure Account in the year of purchase.

1.2 Use of Estimates:

The preparation of financial statements is in conformity with Generally Accepted Accounting Principles (GAAP). It requires Committee of Administration to make estimates and assumptions that affects the reported amounts of assets and liabilities and the disclosure of contingent liabilities on the date of financial statements and reported amounts of revenue and expenses for that year. Actual results could differ from these estimates. Any revision to accounting estimates is recognized prospectively.

1.3 Property, Plant and Equipment (Fixed Assets):

Fixed Assets are stated at cost of acquisition less accumulated depreciation/amortization without any adjustment for Government Grant received, if any, for their purchase.

1.4 Depreciation/Amortization and Impairment:

Depreciation on Fixed Assets is provided on written down value method at the useful life specified in Schedule II to the Companies Act, 2013 (hereinafter referred to as the 'Act').

**a. Impairment of Assets:**

- i. The Council assesses the carrying amount of assets at each Balance Sheet date to determine whether there is any indication of impairment. If such indication exists, the Council estimates the recoverable amount of the assets. The recoverable amount is estimated as the higher of the net realizable value and the value in use with an impairment loss being recognized whenever the carrying amount exceeds the recoverable amount.
- ii. A previously recognized impairment loss on assets is reversed if there has been a change in the estimates used to determine the recoverable amount, however not to the extent higher than the carrying amount that would have been determined had no impairment loss been recognized in prior years.

1.5 Revenue Recognition:**a) Contribution from Members:**

Contributions receivable from Members for participation in Exhibition, Delegation, Seminar Fees are recognized as income as and when the respective activities are completed and/or on receipt basis in view of uncertainty.

b) Government Grants:

Grants from Government are credited to Income and Expenditure Account on receipt basis as it is not possible to ascertain, the quantum of Grant due & receivable from/ refundable to the Ministry of Commerce and Industry with reasonable certainty/accuracy.

1.6 Transaction in Foreign Currency:

Transactions in foreign currency are recorded at the rate of exchange in force at the time of occurrence of the transaction.


Monetary - Current assets and current liabilities in foreign currency at the year-end are stated at the rate of exchange in force as on that date and the resultant gain / (loss) is recognized in the Income and Expenditure Account.

1.7 Employee Benefits:

- a) Contribution for Provident Fund (based on a certain percentage of salary) is funded into an approved Trust.
- b) Gratuity is charged to Income and Expenditure Account on the basis of actuarial valuation as at the year end and funded into an approved Trust.
- c) Leave Entitlement Benefits are provided for on the basis of actuarial valuation as at the year end.

1.8 Provision and Contingent Liabilities:

- a) Provisions are recognized for liabilities that can be measured only by using a substantial degree of estimation, if
 - a. The Council has a present obligation as a result of a past event;
 - b. A probable outflow of resources is expected to settle the obligation; and
 - c. The amount of the obligation can be reliably estimated.
- b) Where some or all of the expenditure required to settle a provision is expected to be reimbursed by another party, such reimbursement is recognized to the extent of



provision or contingent liability as the case may be, only when it is virtually certain that the reimbursement will be received.

- c) Contingent liability, if material, is disclosed in the case of:
 - a. A present obligation arising from a past event, when it is not probable that an outflow of resources will be required to settle the obligation.
 - b. A possible obligation, unless the probability of outflow of resources is remote.



BASIC CHEMICALS COSMETICS AND DYES EXPORT PROMOTION COUNCIL
(LIMITED BY GUARANTEE)
CIN NO. - U91110MH1963NPL012677

NOTES FORMING PART OF FINANCIAL STATEMENTS

19. Notes to Financial Statements:

- 19.1 a)** With regards to premises at Jhansi Castle, the Structural Audit carried out M/s. V.J. Joshi & Associates and as per their report dated 26th April, 2017, "The building is more than 70 years old and general overall observation indicates that the building is substantially deteriorated at many places and if urgent repairs are not done, it may lead to fatal accidents." The Council is occupying premises at 4th floor (as sub tenant to Indian Trade Promotion Organization (ITPO) and 5th floor (as statutory tenant) of the aforesaid Jhansi Castle since 1971. Management is making efforts to carry out necessary repairs of the building.
- b)** The Council has made settlement with Prakriti Trading Company with regard to the arrears of rent for 5th floor of the aforesaid Jhansi Castle and has made payment of Rs. 4,361,248 (including cheques of Rs. 2,003,543 has become stale) towards settlement for the period from 01-04-2005 to 31-12-2019. The Council is paying rent of Rs. 20,416 per month regularly from 01-01-2020 based on the settlement.

19.2 Contingent Liabilities not provided for in respect of:

(Amount in Rs.)

Particulars	2020-2021	2019-2020
Service Tax Liability for earlier year in terms of the Show Cause Notice dated 20/04/2013 for Rs. 15,575,596/- as was mentioned in the last balance Sheet was decided in favour of the Council by the Principal Commissioner CGST & C Ex Mumbai by his order dated 15-03-2021. However, as CGST department has preferred an appeal against this order in the HonTribunal, the Council continues to show it as a contingent liability.	15,575,596	1,55,75,596

- 19.3** The expenses in respect of code-activities are subject to sanction / confirmation of the Government of India and Grant-in-aid received from the Ministry of Commerce and Industry is subject to adjustments as may be necessary in view of any Government Audit observations, non/partial fulfillment of certain conditions, if any as may be observed by them for eligibility of such Grant-in-aid, clarifications by the Council and final decision of the Ministry.

Audit has been carried out from 23-08-2021 to 27-08-2021 for Financial Year 2019-20 to 2020-21 by Indian Audit and Accounts Department, Office of the principal Director of Commercial Audit and Ex-officio member, Audit board-I, Mumbai and the Council is awaiting their report as on the date of balance sheet.

- 19.4** The Council generally classifies its expenditure in accordance with the format given by Ministry of Commerce and Industry, Government of India.



- 19.5** The Undisbursed amount of Rs. 4,019,296 (Subject to reconciliation/ rectification, if any) being disclosed as 'Amount due to Government' included in other Current Liabilities, is in pursuant to the approval by the Ministry of Commerce and Industry for grant of Marketing Development Assistance (MDA) to individual exporters under certain eligible schemes, (the Council being a conduit).
- 19.6** As per the practice consistently followed, the subscription amount received subsequently up to the cutoff date of 31st July each year, is recognized as income and trade receivables in the books of account. Accordingly, the amount so recognized is Rs.1,301,500 (Previous Year Rs. 317,500)
- 19.7** Disclosure in accordance with Section 22 of the Micro, Small and Medium Enterprises Development Act, 2006.

Sr. No.	Particulars	As at March 31st, 2021	As at March 31st, 2020
A	Principal amount remaining unpaid	-	-
B	Interest paid in terms of Section 16	-	-
C	Interest due & payable for the period of delay in payments	-	-
D	Interest accrued & remaining unpaid	-	-
E	Interest due & payable even in succeeding years	-	-

The Council has compiled the above information based on the status submitted by the suppliers under the said Act.

- 19.8** a) The balances in certain accounts are subject to confirmation, reconciliation and adjustments, if any, having consequential impact on the surplus for the year, assets and liabilities, the amount whereof is presently not ascertainable. The Management, however, does not expect any material difference affecting the current year's financial statements.
- b) In the opinion of the Council, the assets other than Fixed Assets are approximately of the value stated, if realized in the ordinary course of business unless otherwise stated. The provision for depreciation and other known liabilities is adequate and not in excess of what is required.
- 19.9** a) Internal Control for financial Accounting/Reporting Activities is still in the process of being strengthened to be commensurate with the activities of the Council including that the Council will regularize its statutory compliances, entry level discipline and will have the Information Systems Audit to ensure the security, authenticity etc. of the various data, documents and records maintained by the Council.
- b) Physical verification of fixed assets at its registered office including its branches were carried out during the current financial year and no material discrepancies were noticed.



- c) The Management has not come across, noticed or reported during the year any instance of fraud on or by the Council.

19.10 Related Party Disclosures:

Disclosure as required by Accounting Standard (AS) – 18 “Related Party Disclosures” notified under the Companies (Accounting Standard) Rules, 2006 is given below:

A. Name of the related Parties, their relationships with Council and with whom transactions entered during the year:

i. Entities in which the Member of the Committee of Administration is interested:

M/s. Vivil Exports Pvt. Ltd.,
M/s. Godavari Biorefineries Ltd.,
M/s. Eskay Dyestuff & Organic Chemicals Pvt Ltd.,
M/s. Supriya Lifescience Ltd.,
M/s. Insto Cosmetics Pvt. Ltd.,
M/s. Jayant Agro-Organics Ltd.,
M/s. Kolorjet Chemicals Pvt. Ltd.,
M/s. Jemby Chem Ltd.,
M/s. Dynamic Industries Ltd.,
M/s. Godrej Industries Ltd.,
M/s. Ami Phthalo Pigments.,
M/s. Mody Chemi- Pharma Pvt Ltd.,
M/s. Premier Intermediates Pvt Ltd.,
M/s. Kim Chemicals Limited.,
M/s. Mirachem Industries.,
M/s. Emco Dyestuff Pvt. Ltd.,

ii. Key Management Personnel:

Mr. S. G. Bharadi - Executive Director (Retired on 30th November 2020)

Mr. Deepak Gupta -Acting Executive Director



B. Details of transactions entered into during the year:

(Amount in Rs.)

Nature of Transaction	Companies belonging to Members of the COA*	Key Management Personnel**
Annual Membership Fees Received	2,71,990 (2,71,990)	-
Participation fees for exhibition & BSM Abroad received	74,340 (60,400)	-
Advances for Exhibition	- (-)	-
Reach Echa Processing fees received	6,20,117 (-)	-
Advertisement Receipts	- (1,10,250)	-
Managerial Remuneration		
A) Mr. S. G. Bharadi - (April -2020 to November 2020)		20,21,994 (30,30,278)*
Full & Final Settlement (Gratuity & Leave Encashment)		52,16,831
B) Mr. Deepak Gupta		17,98,739 (17,35,350)*

* Figures in bracket relate to previous year

C. The following are the Disclosures in respect of Material Related Party Transactions During the Year:

Sr. No.	Name of Entity	2020-21					2019-20				
		Annual Membership Fees	Participation fee for Exhibition	Advances for exhibition	Reach Echa Processing Fees/Seminar	Advertisement Receipts	Annual Membership Fees	Participation fee for Exhibition	Advances for exhibition	Reach Echa Processing Fees	Advertisement Receipts
1	M/s. Vivil Exports P.Ltd	10,620	-	-	-	-	10,620	-	-	-	-
2	M/s. Godavari Bio Refineries Ltd	34,810	-	-	251,289	-	34,810	-	-	-	-
3	M/s. Eskay Dyestuffs & Organic Chemicals Pvt. Ltd.,	7,670	23,600	-	-	-	7,670	-	-	-	-
4	M/s. Supriya Lifescience Ltd.,	18,290	-	-	-	-	18,290	-	-	-	-
5	M/s. Insto Cosmetics Pvt. Ltd.,	7,670	3,540	-	-	-	7,670	-	-	-	-
6	M/s. Jayant Agro Organics Ltd.	34,810	-	-	103,606	-	34,810	35,400	-	-	-
7	M/s. Kolorjet Chemicals P. Ltd	10,620	11,800	-	-	-	10,620	-	-	-	-
8	M/s. jemby chem Ltd	18,290	-	-	-	-	18,290	25,000	-	-	-
9	M/s. Dynamic Industries Ltd.	45,430	35,400	-	-	-	45,430	-	-	-	-
10	M/s. Godrej Industries ltd	34,810	-	-	76,984	-	34,810	-	-	-	110,250
11	M/s. Ami Phthalo Pigments	7,670	-	-	188,238	-	7,670	-	-	-	-
12	M/s. Mody Chemi-Pharma Pvt. Ltd.	7,670	-	-	-	-	7,670	-	-	-	-
13	M/s. Premier Intermedites Pvt. Ltd.,	7,670	-	-	-	-	7,670	-	-	-	-
14	M/s. Kim Chemicals Limited	7,670	-	-	-	-	7,670	-	-	-	-
15	M/s. Mirachem Industries	7,670	-	-	-	-	7,670	-	-	-	-
16	M/s. Emco Dyestuf Pvt. Ltd	10,620	-	-	-	-	10,620	-	-	-	-
	TOTAL	271,990	74,340	-	620,117	-	271,990	60,400	-	-	110,250

- i) Related party relationships have been identified by the Management and relied upon by the Auditors.
- ii) No amount in respect of related parties have been written off / back or provided as doubtful.

**19.11 Expenditure in Foreign Currency (On Payment Basis):****(Amount in Rs.)**

Particular	2020-2021	2019-2020
Exhibitions / Fairs Abroad/ Buyer Seller Meet	0	2,09,96,234
Total	0	2,09,96,234

19.12 Income in Foreign Currency (On Receipt Basis):**(Amount in Rs.)**

Particular	2020-2021	2019-2020
Exhibitions / Fairs Abroad	0	11,465,241
Total	0	11,465,241

19.13 Employee Benefit-Gratuity:

In terms of the Council's gratuity plan, on leaving of service every employee who has rendered continuous service of not less than 5 years but less than 10 year shall get gratuity at the rate of 15 days total salary as per the Payment of Gratuity Act, 1972 (as amended from time to time) and those employees on leaving of service after rendering continuous service of not less than 10 years shall pay gratuity at the rate of one month's salary based on the rate salary drawn by the employee concern. The Gratuity Scheme of the Council is funded in Government Securities, SBI Special Deposit Scheme and other Bonds. The Disclosure is based on statement Actuarial Valuation details provided by Consultants & Actuaries.

A. Table Showing Change in the Present Value of Projected Benefit Obligation

Particular	2020-2021	2019-2020
Present Value of being Obligation at the Beginning of the Period	24,911,414	23,224,506
Interest Cost	16,98,958	17,51,128
Current Service Cost	10,70,281	11,56,087
Past Service Cost - Non-Vested Benefit Incurred During the Period	-	-
Past Service Cost - Vested Benefit Incurred During the Period	-	-
Liability Transferred In/ Acquisitions	-	-
(Liability Transferred Out/ Divestments)	-	-
(Gains)/ Losses on Curtailment	-	-
(Liabilities Extinguished on Settlement)	-	-
(Benefit Paid Directly by the Employer)	-	-
(Benefit Paid From the Fund)	(53,67,960)	(37,13,429)
The Effect Of Changes in Foreign Exchange Rates	-	-
Actuarial (Gains)/Losses on Obligations - Due to Change in Demographic Assumptions	-	-
Actuarial (Gains)/Losses on Obligations - Due to Change in Financial Assumptions	4,50,752	11,81,831
Actuarial (Gains)/Losses on Obligations - Due to Experience	(31,39,992)	13,11,291
Present Value of Benefit Obligation at the End of the Period	1,96,23,453	2,49,11,414

**B. Table Showing Change in the Fair Value of Plan Assets**

Particular	2020-2021	2019-2020
Fair Value of Plan Assets at the Beginning of the Period	20,979,949	23,231,905
Expected Return on Plan Assets	14,30,833	17,51,686
Contributions by the Employer	-	-
Expected Contributions by the Employees	-	-
Assets Transferred In/Acquisitions	-	-
(Assets Transferred Out/ Divestments)	-	-
(Benefit Paid from the Fund)	(53,67,960)	(37,13,429)
(Assets Distributed on Settlements)	-	-
Effects of Asset Ceiling	-	-
The Effect Of Changes In Foreign Exchange Rates	-	-
Actuarial Gains/(Losses) on Plan Assets - Due to Experience	38,05,058	(2,90,213)
Fair Value of Plan Assets at the End of the Period	2,08,47,880	2,09,79,949

C. Actuarial (Gains)/Losses Recognized in the Statement of Profit or Loss for Current Period

Particular	2020-2021	2019-2020
Actuarial (Gains)/Losses on Obligation For the Period	(26,89,240)	24,93,122
Actuarial (Gains)/Losses on Plan Asset For the Period	(38,05,058)	2,90,213
Subtotal	(64,94,298)	27,83,335
Actuarial (Gains)/Losses Recognized in the Statement of Profit or Loss	(64,94,298)	27,83,335

D. Actual Return on Plan Assets

Particular	2020-2021	2019-2020
Expected Return on Plan Assets	14,30,833	17,51,686
Actuarial Gains/(Losses) on Plan Assets - Due to Experience	38,05,058	(2,90,213)
Actual Return on Plan Assets	52,35,891	14,61,473

E. Amount Recognized in the Balance Sheet

Particular	2020-2021	2019-2020
(Present Value of Benefit Obligation at the end of the Period)	(1,96,23,453)	(2,49,11,414)
Fair Value of Plan Assets at the end of the Period	2,08,47,880	2,09,79,949
Funded Status (Surplus/ (Deficit))	12,24,427	(39,31,465)
Unrecognized Past Service Cost at the end of the Period	-	-
Net (Liability)/Asset Recognized in the Balance Sheet	12,24,427	(39,31,465)

**F. Net Interest Cost for Current Period**

Particular	2020-2021	2019-2020
Present Value of Benefit Obligation at the Beginning of the Period	2,49,11,414	2,32,24,506
(Fair Value of Plan Assets at the Beginning of the Period)	(2,09,79,949)	(2,32,31,905)
Net Liability/(Asset) at the Beginning	39,31,465	(7,399)
Interest Cost	16,98,958	17,51,128
(Expected Return on Plan Assets)	(14,30,833)	(17,51,686)
Net Interest Cost for Current Period	2,68,125	(558)

G. Expenses Recognized in the Statement of Profit or Loss for Current Period

Particular	2020-2021	2019-2020
Current Service Cost	10,70,281	11,56,087
Net Interest Cost	2,68,125	(558)
Actuarial (Gains)/Losses	(64,94,298)	27,83,335
Past Service Cost - Non-Vested Benefit Recognized During the Period	-	-
Past Service Cost - Vested Benefit Recognized During the Period	-	-
(Expected Contributions by the Employees)	-	-
(Gains)/Losses on Curtailments And Settlements	-	-
Net Effect of Changes in Foreign Exchange Rates	-	-
Change in Asset Ceiling	-	-
Expenses Recognized in the Statement of Profit or Loss	(51,55,892)	39,38,864

H. Balance Sheet Reconciliation

Particular	2020-2021	2019-2020
Opening Net Liability	39,31,465	(7,399)
Expense Recognized in Statement of Profit or Loss	0	39,38,864
Net Liability/(Asset) Transfer In	-	-
Net (Liability)/Asset Transfer Out	-	-
(Benefit Paid Directly by the Employer)	-	-
(Employer's Contribution)	-	-
Net Liability/(Asset) Recognized in the Balance Sheet	(12,24,427)	39,31,465



I. Category of Assets

Particular	2020-2021	2019-2020
Government of India Assets	-	-
State Government Securities	-	-
Special Deposits Scheme	-	-
Debt Instruments	-	-
Corporate Bonds	-	-
Cash And Cash Equivalents	-	-
Insurance fund	2,08,47,880	2,09,79,949
Asset-Backed Securities	-	-
Structured Debt	-	-
Other	-	-
Total	2,08,47,880	2,09,79,949

J. Assumptions

Particular	2020-2021	2019-2020
Expected Return on Plan Assets	6.82%	7.54%
Rate of Discounting	6.82%	7.54%
Rate of Salary Increase	5.00%	5.00%
Rate of Employee Turnover	2.00%	2.00%

Mortality Rate During Employment	Indian Assured Lives Mortality (2006-08) Ultimate	Indian Assured Lives Mortality (2006-08) Ultimate
Assumptions (Closing Period)	2020-21	2019-20
Expected Return on Plan Assets	6.44%	6.82%
Rate of Discounting	6.44%	6.82%
Rate of Salary Increase	5.00%	5.00%
Rate of Employee Turnover	2.00%	2.00%
Mortality Rate During Employment	Indian Assured Lives Mortality (2006-08) Ultimate	Indian Assured Lives Mortality (2006-08) Ultimate

K. Other Details

Particular	2020-2021	2019-2020
No of Members in Service	24	26
Per Month Salary For Members in Service	13,38,480	15,60,078
Projected Benefit Obligation (PBO) - Total	1,96,23,453	2,49,11,414
Projected Benefit Obligation (PBO) - Due but Not Paid	-	-
Expected Contribution in the Next Year	-	15,60,078



Notes:

A. Defined Contribution Plan:

- I. Employer's Contribution amounting to **Rs. 21,42,627** (Previous Year Rs.24,65,101) has been included in Note No. 16 under Contribution to Provident Fund.

B. Defined Benefit Plan:

- I. Gratuity cost amounting to **Rs. Nil** (Previous Year Rs. 39,31,466) has been included in Note No. 16 under Gratuity.

19.14 Being a small and medium enterprise, the Council is not required to and has not disclosed Information such as Cash Flow Statement and Segment Reporting.

19.15 In March 2020, the WHO declared the COVID-19 outbreak as a pandemic which continues to spread across the country. On 25th March, 2020, the Government of India has declared this pandemic a health emergency, ordered temporarily closure of all non-essential businesses/ activities, imposed restrictions on movement of goods/material, travel, etc.

As the nature of activities performed by the Council majorly fell under non-essential category, these restrictions had substantially reduced its activities. The Council has since, not commenced its activities which involves performance of or participation in exhibitions in India and abroad for promotion of export of its members.

Considering the surge subsequently to the year end, the activities of Council are significantly impacted for the FY 2021-22 too.

The impact of the global health pandemic may be different from that estimated as at the date of approval of these financial statements. Considering the continuing uncertainties, the Council will continue to closely monitor any material changes to future economic conditions.

19.16 Previous year's figures have been regrouped/ rearranged, wherever considered necessary.

19.17 All the amounts in Note No. 19 above and financial statements are in Rupees, unless otherwise stated.

Signatures to 'Note 1 to 19'

(S.G.MOKASHI)

Chairman

(ABHAY V. UDHESI)

Vice Chairman

(DEEPAK GUPTA)

Actg Executive Director

Mumbai

Date: 14th September, 2021

MEMBERS OF THE COMMITTEE OF ADMINISTRATION FROM 01/04/2020 TO 31/03/2021



Shri Ajay K. Kadakia
Chairman (Upto 15/02/2021)
Regional Chairman- Eastern Region
Member- Merchant Exporter Panel



Shri S.G. Mokashi
Chairman (From 16/02/2021)
Vice Chairman (Upto 15/02/2021)
Member- Basic Organic & Inorganic
Chemicals including Agro Chemicals Panel



Dr. Shavak Bhungara
Chairman- Dyes & Dye
Intermediate Panel



Shri Satish Waman Wagh
Chairman- Basic Organic &
Inorganic Chemicals including
Agro Chemicals Panel



Dr. Uday S. Kharote
Chairman- Cosmetics,
Soaps, Toiletries &
Essential Oils Panel



Shri Abhay Udeshi
Chairman- Specialty Chemicals
including Castor Oil Panel



Shri Bharat Mehta
Chairman- Merchant
Exporters Panel



Shri Bhupendra C. Patel
Regional Chairman-
Gujarat Region
Member- Dyes & Dye
Intermediate Panel



Shri Harin D. Mamlatdarna
Regional Chairman- Eastern
Region Member- Dyes & Dye
Intermediate Panel



Shri Nitin Nabar
Regional Chairman-
Southern Region
Member- Cosmetics,
Soaps, Toiletries &
Essential Oils Panel



Shri Ankit S. Patel
Member- Dyes & Dye
Intermediate Panel



Shri Bhavesh Mody
Member- Basic Organic
& Inorganic Chemicals
including Agro Chemicals
Panel



Shri Manish P. Sanghvi
Member- Basic Organic &
Inorganic Chemicals including
Agro Chemicals Panel



Shri Mahesh B. Chandnani
Member- Cosmetics, Soaps,
Toiletries & Essential Oils
Panel



Shri Kashiprasad C. Murarka
Member- Specialty Chemicals
including Castor Oil Panel



Shri Bipin K. Shah
Member - Merchant
Exporters Panel



Shri S.G. Bharadi
Executive Director
(Upto 27/11/2020)



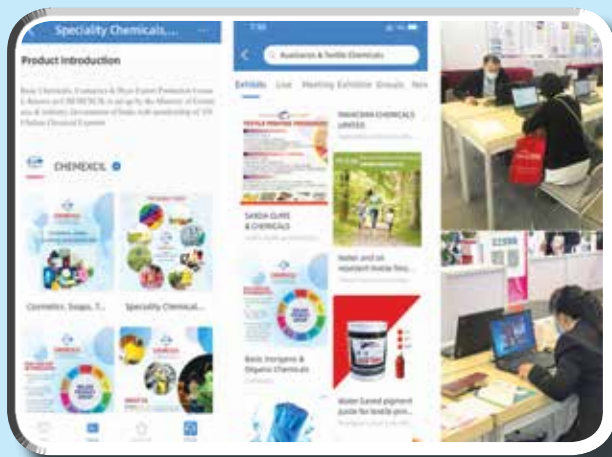
Shri Deepak Gupta
Acting Executive
Director (From
28/11/2020)



GOVERNMENT NOMINEES

<p>SHRI S. SURESH KUMAR, IAS Joint Secretary EP(CAP) Division Department of Commerce Ministry of Commerce & Industry</p> <p>OR</p> <p>SHRI S K RANJAN Director EP(CAP) Division Department of Commerce Ministry of Commerce & Industry</p>	<p>SHRI SAMIR KUMAR BISWAS, IAS Additional Secretary (Chemicals) & CVO Deptt. of Chemicals & Petrochemicals, Ministry of Chemicals & Fertilizers.</p> <p>OR</p> <p>SHRI D K MADAN Director (Chemicals), Dept. of Chemicals & Petrochemicals, Ministry of Chemicals & Fertilizers,</p>
---	--

GLIMPSES OF VIRTUAL EVENTS 2020 - 21





BASIC CHEMICALS, COSMETICS AND DYES EXPORT PROMOTION COUNCIL
(Set-up by Ministry of Commerce & Industry, Government of India)

HEAD OFFICE

MUMBAI

Jhansi castle, 4th Floor,
7-Cooperage Road, Mumbai- 400 001, INDIA
Phone: +91 22 22021288 / 330 / 22825861.
Fax: +91 22 22026684
Email: info@chemexcil.in

REGIONAL OFFICES

AHMEDABAD

901, Karma Complex,
Opp Mahalaxmi Municipal Market,
Near Mahalaxmi Cross Road, Paldi,
Ahmedabad-380 007.
Phone: +91 79 26650223
Fax: +91 79 26651224
Email: roahmedabad@chemexcil.in

BENGALURU


Manipal Centre, 6th Floor, Unit No S-610,
#47, Dickenson Road,
Bangalore - 560042
Phone: +91 80 25580447
Fax: +91 80 25580446
Mobile: +91 9483549037 / 8147650530
Email: robengaluru@chemexcil.in

KOLKATA

“KRISHNA Building”, 8th Floor, Room No. 812,
224A, Acharya Jagadish Chandra Bose Road, Kolkata - 700017
Phone: +91 -33-22805791
Fax: +91 -33-22875562
Email: rokolkata@chemexcil.in

NEW DELHI

C-53, 5th Floor, Himalaya House,
23, K. G. Marg
New Delhi – 110001
Phone: +91 11 23359890 / 41010677
Fax: +91 11 23359891
Email: rodelhi@chemexcil.in



NOTES



Shri S G Mokashi, Chairman, CHEMEXCIL, Shri S Suresh Kumar, Joint Secretary, EP (CAP) Division, Ministry of Commerce and Industry, Government of India, Shri Dinesh Bhatia Ambassador, Embassy of India, Buenos Aires, Argentina, Ms. Anita Nayar, Ambassador, Embassy of India, Santiago, Chile, Shri Sanjiv Ranjan, Ambassador, Embassy of India, Bogota, Colombia, Shri Amit Kumar Mishra, Consul General, Consulate General of India, Sao Paulo, Brazil, Shri Deepak Gupta, Acting Executive Director, CHEMEXCIL, during inauguration of Virtual Buyer Seller Meets with the buyers of Argentina, Brazil, Chile, Colombia and Mexico (LAC) 17th -19th March-2021



Mr. Ajay Kadakia, Chairman – CHEMEXCIL, Shri. Pranay Verma - Ambassador, Embassy of India in Hanoi, Vietnam, Shri S Suresh Kumar, Joint Secretary, Department of Commerce, Ministry of Commerce & Industry, Government of India, Mr. Vo Tan Thanh, Vice President cum General Director, Vietnam Chamber of Commerce & Industry, Ho Chi Minh City, Vietnam, Dr. Madan Mohan Sethi, Consul General of India in Ho Chi Minh City, Vietnam during the virtual inauguration of Indian Chemicals and Cosmetics Virtual Trade Fair, Vietnam on 24th November, 2020



CHEMEXCIL

THE GLOBAL TOUCH



From India

at a Click of your mouse

Absolutely Free

Hook on to

www.chemexcil.in

Knowledge / Data Dissemination, Computerization &
Internet Based Trade Information System

Marketing Assistance-Trade Fairs, International-
Conferences, Delegations, Virtual Trade Fairs

Networking between Government, Industry & Research Institutions