

CHEMEXCIL

57th Annual Report 2019- 2020



Basic Chemicals, Cosmetics & Dyes Export Promotion Council
(Set - up by Ministry of Commerce & Industry, Govt. of India)



Lighting of Lamp during Inauguration of CAPINDIA 2019 exhibition. From Left Shri Ajay Kadakia, Chairman- CHEMEXCIL, Smt. Meeta Rajivlochan, IAS, Additional DGFT, Mumbai, Shri Ravish Kamath, Chairman- PLEXCONCIL, Shri R. Veeramani, President- CAPEXIL, Shri Asvin K. Nayak, Chairman- SHEFEXIL.



Inauguration of "India Pavilion" at China Interdye 2019 Exhibition by H.E. Mr Anil Kumar Rai, Hon'ble Consul General of India to Shanghai along with Mr Li Lingshen, Vice Chairman of China National Textile And Apparel Council, Mr. Shi Xianping President of China Dyestuff Industry Association, Shri Ajay Kadakia - Chairman, Shri Satish Wagh – Past Chairman of CHEMEXCIL, Shri Bhupendra Patel - Gujarat Regional Chairman CHEMEXCIL and Executive Director, CHEMEXCIL & SHEFEXIL.

57th ANNUAL REPORT 2019 -20



CHEMEXCIL


Basic Chemicals, Cosmetics & Dyes Export Promotion Council
(Set - up by Ministry of Commerce & Industry, Govt. of India)

Jhansi Castle, 4th floor, 7 Cooperage Road, Mumbai- 400 001.

Tel: 91 22 22021288; Fax: 91 22 22026684,

Email: info@chemexcil.gov.in; Web : <https://chemexcil.in>

CIN NO.: U91110MH1963NPL012677



CHEMEXCIL

BASIC CHEMICALS, COSMETICS AND DYES EXPORT PROMOTION COUNCIL
(Set up by Ministry of Commerce & Industry, Government of India)

NOTICE

Notice is hereby given that the 57th Annual General Meeting of the BASIC CHEMICALS, COSMETICS AND DYES EXPORT PROMOTION COUNCIL, Mumbai will be held through video conferencing via <https://meet.google.com/nkf-jzom-ccq> on the Thursday, November 26, 2020 at 11.30 am to transact the following business:

1. Chairman's address
2. To receive, consider and adopt
 - a. Annual Report of the Working Committee for the year ended as on 31st March, 2020
 - b. The Audited Income and Expenditure Accounts for the year ended as on 31st March, 2020
 - c. Balance Sheet as on 31st March, 2020
3. To place on record the names of the Committee Members under Para 32.2 (b)
4. To appoint and fix the remuneration of the Auditors as required under Para 32.2 (c)

By order of the Committee of Administration


Sd/-
(S.G. Bharadi)
Executive Director
Basic Chemicals, Cosmetics & Dyes
Export Promotion Council

Place: Mumbai

Dated: November 9, 2020

**NOTES:**

1. In view of the Covid-19 pandemic, the Ministry of Corporate Affairs ("MCA") has vide its circular dated May 5, 2020 read with circulars dated April 8, 2020 and April 13, 2020 (collectively referred to as "MCA Circulars") permitted holding of the Annual General Meeting of companies through Video Conferencing or Other Audio Visual Means ("VC/OAVM"), without physical presence of the Members at a common venue.
2. Incompliance with applicable provisions of the Companies Act, 2013 ("the Act") read with the MCA Circulars, the 57th Annual General Meeting of the Company is being conducted through Video Conferencing ("VC") (hereinafter referred to as "AGM" or "e-AGM"). In accordance with the Secretarial Standard-2 on General Meeting issued by the Institute of Company Secretaries of India (ICSI) read with Guidance/Clarification dated April, 15, 2020 issued by ICSI, the proceedings of the AGM shall be deemed to be conducted at the Registered Office of the Company which shall be the deemed Venue of the e-AGM.
3. Since this AGM is being held pursuant to the MCA Circulars through VC, physical attendance of Members has been dispensed with. Further as per the MCA Circulars, the facility for appointment of proxies by the Members will not be available for the e- AGM.
4. Corporate Members intending to send their authorized representative(s) to attend the Meeting are requested to send a certified copy of the Board resolution authorizing their representative to attend and vote on their behalf at the Meeting.
5. The Members can join the e-AGM 15 minutes before and after the scheduled time of the commencement of the AGM by clicking on the link mentioned in the Notice.
6. Any member desirous of asking questions on the accounts of the Council or any other Queries during the meeting, is requested to give such questions in writing to the Executive Director, on or before 3.00 pm on November 20, 2020.
7. Members who may require any technical assistance or support before or during the e-AGM are requested to write us on info@chemexcil.gov.in
8. The soft copy of the 57th Annual Report of the Council for the year ending 31st March 2020 is uploaded on the Council's website (<https://chemexcil.in>) which is approved in the 2nd meeting of the Committee of Administration of the Council on October 29, 2020.



INDEX

Sr. No.	Subject	Page No.
1.	Chairman's Message	7-9
2.	List of Members of Committee of Administration	10-12
3.	Meetings of Committee of Administration / Other Meetings / Membership	13-17
4.	Export Promotional Activities	18-40
5.	Activities of Head Office & Regional Offices	41-64
6.	CHEMEXCIL's Export Performance	65-67
7.	Dyes & Dye Intermediates Panel	68-79
8.	Basic Inorganic & Organic Chemicals including Agro Chemicals Panel	80-103
9.	Cosmetics, Toiletries and Essential Oils Panel	104-117
10.	Castor Oil Panel	118-123
11.	Annual Accounts	
	• Auditor's Report	124-129
	• Balance Sheet	130
	• Income and Expenditure Accounts	131
	• Accounting Policies & Notes on Accounts	132-152
12.	CHEMEXCIL at a Glance	153-156
13.	Photo Gallery of the CHEMEXCIL Events	157-159



FROM THE CHAIRMAN'S DESK

Dear Esteemed Member-Exporters,

First of all, I hope all of you are now eagerly thinking and awaiting an end of these present Pandemic COVID 19 outbreaks which was officially declared by the World Health Organization as a global pandemic in view of its alarming levels of severity. Besides its worrying effects on human life, the Coronavirus has significantly slowed down the global economy, initially being China, which is the central manufacturing hub of many global business operations.

Taking into account the future effect of the COVID 19 outbreak, initially, the Department of Chemicals & Petrochemicals in the Ministry of Chemicals & Fertilizers had organized a meeting with representatives of the Industry associations and various stakeholders meetings during the first week of March, 2020 to discuss the disruption in the Chemicals and Petrochemicals Sector and consequent shutdown of various segment of the Chinese industry as supply chain of Chemicals from China was also significantly disrupted globally due the said pandemic .

Taking into account the day to day developments and the serious nature of the COVID-19 outbreak as a precautionary measure, it was decided to close down most of the Offices specially in Mumbai, except essential services, almost a week in the last week of March, 2020 and further to function it every alternate days or closed even for weeks together due to frequent lockdown being declared by the Government of India from time to time to effectively control it which affected most of the industries.

However, in its 'Mission Begin Again' Guidelines of the Government of Maharashtra in accordance with the Central Government's Unlock plan 1.0, after announcing several guidelines and relaxations amid the extension of frequent lockdown in Maharashtra to control the pandemic COVID 19 outbreak, the State Government permitted all its Government Offices to start functioning with 15% Staff strength and Private Offices with 10% Staff Strength in a phased manner which commenced from 8th June, 2020 as per the guidelines of the Ministry of Home Affairs. Accordingly, CHEMEXCIL Office also started functioning as per the said directive.

In order to understand and sort out the trade related issues of the member-exporters during the lockdown period, the Ministry of Commerce & Industry had organized several meetings with the respective Ministries of Chemicals & Fertilizers and the Agriculture as also at various Ministers level, wherein their various issues were discussed extensively and resolved it to the maximum extent.

I glad to inform you that the Commerce Ministry has also taken several other measures to address hardships faced by exporters due to COVID-19 pandemic which included providing several relaxations/extensions of various compliance deadlines, extension of foreign trade policy by one year, export obligation under advance authorization and export promotion of capital goods scheme, last date for filing claims under services and goods export from India schemes.

For taking all the above actions, on behalf of all member-exporters of CHEMEXCIL, I am thankful to all the concerned Officials in the said Ministries. CHEMEXCIL had coordinated as also continuously followed up with the said Ministries by way of taking up the issues of the exporters even during this pandemic with limited infrastructure.


I am also thankful to the Ministry of MSME for taking an important decision of revising the definition of MSME by enhancing both, the limits of investment in plant & machinery as well as turnover besides excluding export turnover from the aggregate turnover. Accordingly, the new definition has done away with the difference between manufacturing and services entities.

However, we came to know some time back that the Ministry had issued a clarification, according to which traders are not the part of the MSME and if that is the case, the same needs revision in view of the new criteria and merging of manufacturers and services in the new definition. Further, since Merchant exporters are also instrumental in boosting country's exports especially they provide value added services like marketing, distribution and logistics to MSME units, on behalf of the Merchant exporters, CHEMEXCIL recently made a representation to the Ministry of MSME with endorsement to the DoC, MoC&I recommending and urging the Ministry to issue a suitable notification that Merchant exporters are eligible to get the benefit of the new definition of MSME and outcome of the same is awaited.

I also know that there are lot of other issues covering regulatory and infrastructural and all these issues are being discussed time and again by the Council with the said Ministries in various forums and the Council is also trying her level best to ensure the Government's perspective that 'Make in India, Atmanirbhar Bharat' and the global leadership which India is leading, will support to overcome the pandemic COVID 19 outbreak.

As you are aware, there are many Embedded Taxes & Levies such as Electricity duty, VAT on Natural Gas, Mandi Tax, water charges, taxes on petroleum products etc. which are out of GST and are not fully refunded and add to the costs of chemical exporters. These taxes are refunded in ready-made garments/ made ups industry under RoSCTL scheme, but not for other sectors. To strengthen our case, in August 2019, Council has submitted a report to DoC on embedded taxes and refund mechanism for Chemexcil Products. This report was prepared by a professional agency after consultations/ meetings with our members at various locations. This report has recommended fixation of Chapter wise rates for items under council's purview.

Subsequently, you might recall that in Sept 2019, Government had announced Remission of Duties and Taxes on Exported Products (RoDTEP) scheme for neutralisation of various un refunded levies and Taxes on Export products. This scheme was supposed to replace MEIS from Jan 2020. In this regard, DOC had sought data from councils in the specified formats (R1, R2 & R3) and



was submitted by the council as per responses received. However, the launch of RODTEP was postponed till Dec 2020 to allow time to work out the rates.

In addition to taking up various issues of the member-exporters with different Departments of the said Ministries, Council conducted Video Conference Meetings of all its Panels successfully and discussed the trade related issues faced by the panel members as also to suggest measures to resolve the same in order to boost exports of the respective Panel. In addition to this, as per the suggestion of the Department of Commerce, MoC&I, the Council created a WhatsApp Group of its COA members and has been interacting with them frequently to know problems of the member-exporters of their respective Panel and their suggestions to resolve it wherever required.

Further, the Council has already nominated Regional Chairmen for its all Regions recently to co-ordinate the Regional Offices and its members to discuss and understand their problems and resolve it to the maximum extent.

The 6th Edition of CAPINDIA 2020 which was scheduled from 15th to 17th Dec. 2020 in Mumbai has been postponed as per the request from the Stakeholders along with the DoC, Ministry of Commerce & Industry due to the outbreak of COVID 19. Member-exporters have already been intimated the same. Likewise, the Export Award Function of the Council which was scheduled on 16th March, 2020 was postponed till further notice due to the COVID 19 outbreaks.

Further I would like to inform you that although the DoC, MoC&I had already approved/sanctioned almost 19 overseas Export Promotional events, but due to the outbreak of COVID 19, the same were also either postponed or cancelled till the situation comes to normal.

It gives me immense pleasure to inform you all that during this financial year, Council has purchased 3 properties one each in Bengaluru, Kolkata & New Delhi.

Before concluding, I would also like to have valuable suggestions/views of all our member-exporters so as to further improve the export promotional activities of the Council during this Pandemic. I am sure, all of us will courageously face this situation and will try our level best to come out of this situation successfully for which please be assured that CHEMEXCIL will always be with you.

With warm regards,

(AJAY K. KADAKIA)

Chairman, CHEMEXCIL.

Chairman's Office:

M/s. Vivil Exports Pvt. Ltd.
3-A, Dhannur, 3rd flr.,
Sir P.M. Road,
Mumbai – 400 001.

LIST OF COMMITTEE OF ADMINISTRATION FOR THE YEAR 2019-20
From 01/04/2019 to 16/01/2020

1.	Shri Ajay K. Kadakia Chairman Regional Chairman- Eastern Region Member- Merchant Exporter Panel	Director M/s. Vivil Exports Pvt. Ltd.
2.	Shri S. G. Mokashi Addl. Vice Chairman Chairman- Basic Inorganic & Organic Chemicals Including Agro Chemicals Panel Regional Chairman- Southern Region	General Manager – Mktg. M/s. Godavari Biorefineries Ltd.
3.	Shri Harin D. Mamlatdarna, Chairman- Dyes & Dye Intermediates Panel	Director M/s. Dynamic Industries Ltd.
4.	Dr. Smita Naram Chairman- Cosmetics, Toiletries & Essential Oil Panel	Managing Director M/s. Ayushakti Ayurved Pvt. Ltd.
5.	Shri Abhay V. Udeshi Chairman- Castor Oil & Specialty Chemicals Panel	Director, M/s. Jayant Agro-Organics Ltd.
6.	Shri Bharat Mehta Chairman- Merchant Exporter Panel	Director, M/s. Kolorjet Chemicals Pvt. Ltd.
7.	Shri Bhupendra Patel Regional Chairman- Gujarat Region Member- Dyes & Dye Intermediates Panel	Managing Director, M/s. Jemby Chem Ltd.
8.	Shri Satish W. Wagh Regional Chairman- Northern Region Member- Basic Inorganic & Organic Chemicals Including Agro Chemicals Panel	Proprietor, M/s. Swastik Industries.
9.	Shri Kirit Mehta Member- Dyes & Dye Intermediates Panel	Director, M/s. Aarti Industries Ltd.
10.	Shri Ashwin Shroff Member- Basic Inorganic & Organic Chemicals Including Agro Chemicals Panel	Chairman-cum-Mg. Director M/s. Excel Industries Ltd.
11.	Shri Nitin S. Nabar Member– Cosmetics, Toiletries & Essential Oil Panel	Executive Director & President (Chemicals) M/s. Godrej Industries Ltd.
12.	Member – Cosmetics, Toiletries & Essential Oil Panel	VACANT
13.	Shri S.G. Bharadi Executive Director	CHEMEXCIL



LIST OF COMMITTEE OF ADMINISTRATION FOR THE YEAR 2019-20
From 17/01/2020 to 31/03/2020


1.	Shri Ajay K. Kadakia Chairman Regional Chairman- Northern Region Member- Merchant Exporter Panel	Director M/s. Vivil Exports Pvt. Ltd.
2.	Shri S.G. Mokashi Vice Chairman Member- Basic Organic & Inorganic Chemicals including Agro Chemicals Panel	General Manager M/s. Godavari Biorefineries Ltd.
3.	Dr. Shavak Bhumgara Chairman- Dyes & Dye Intermediate Panel	Director M/s. Eskay Dyestuffs & Organic Chemicals Pvt. Ltd.
4.	Shri Satish W. Wagh Chairman- Basic Organic & Inorganic Chemicals including Agro Chemicals Panel	Director M/s. Supriya Lifescience Ltd.
5.	Dr. Uday S. Kharote Chairman- Cosmetics, Soaps, Toiletries & Essential Oils Panel	Director M/s. Insto Cosmetics Pvt. Ltd.
6.	Shri Abhay Udeshi Chairman- Specialty Chemicals including Castor Oil Panel	Director M/s. Jayant Agro-Organic Ltd.
7.	Shri Bharat Mehta Chairman- Merchant Exporters Panel	Director M/s. Kolorjet Chemicals Pvt. Ltd.
8.	Shri Bhupendra C. Patel Regional Chairman- Gujarat Region Member- Dyes & Dye Intermediate Panel	Managing Director M/s. Jemby Chem Limited
9.	Shri Harin D. Mamlatdarna Regional Chairman- Eastern Region Member- Dyes & Dye Intermediate Panel	Director M/s. Dynamic Industries Limited
10.	Shri Nitin Nabar Regional Chairman- Southern Region Member- Cosmetics, Soaps, Toiletries & Essential Oils Panel	Executive Director & President (Chemicals) M/s. Godrej Industries Ltd.
11.	Shri Ankit S. Patel Member- Dyes & Dye Intermediate Panel	Partner M/s. Ami Phthalo Pigments
12.	Shri Bhavesh Mody Member- Basic Organic & Inorganic Chemicals including Agro Chemicals Panel	Director M/s. Mody Chemi-Pharma Pvt. Ltd.
13.	Shri Manish P. Sanghvi Member- Basic Organic & Inorganic Chemicals including Agro Chemicals Panel	Director M/s. Premier Intermediates Pvt. Ltd.
14.	Shri Mahesh B. Chandnani Member- Cosmetics, Soaps, Toiletries & Essential Oils Panel	Director M/s. Kim Chemicals Limited
15.	Shri Kashiprasad C. Murarka Member- Specialty Chemicals including Castor Oil Panel	Partner M/s. Mirachem Industries
16.	Shri Bipin K. Shah Member- Merchant Exporters Panel	Director M/s. Emco Dyestuff Pvt. Ltd.
17.	Shri S.G. Bharadi Executive Director	CHEMEXCIL



GOVERNMENT NOMINEES

<p>SHRI SHYAMAL MISRA, IAS Joint Secretary (upto 08-03-2020) EP(CAP) Division Department of Commerce Ministry of Commerce & Industry</p> <p>SHRI S. SURESH KUMAR, IAS Joint Secretary (from 09-03-2020) EP(CAP) Division Department of Commerce Ministry of Commerce & Industry</p> <p>OR</p> <p>SHRI S K RANJAN Deputy Secretary EP(CAP) Division Department of Commerce Ministry of Commerce & Industry</p>	<p>SHRI SAMIR KUMAR BISWAS, IAS Joint Secretary (Chemicals), Deptt. of Chemicals & Petrochemicals, Ministry of Chemicals & Fertilizers.</p> <p>OR</p> <p>SHRI D K MADAN Director (Chemicals), Dept. of Chemicals & Petrochemicals, Ministry of Chemicals & Fertilizers,</p>
------------------------------------------------------------------------------------------------------------------------------------------------------------------------------------------------------------------------------------------------------------------------------------------------------------------------------------------------------------------------------------------------------------------------------------------------------------------------------------------------------------------------------------------	--------------------------------------------------------------------------------------------------------------------------------------------------------------------------------------------------------------------------------------------------------------------------------------------------------------------------------------------------------------

AUDITORS	M/s. Lodha & Co., Chartered Accounts Karim Chambers, 40, Ambalal Doshi Marg, Mumbai – 400 023.
SOLICITORS	M/s. Anjana Shah & Co. 109, New Bake House MCC Lane, Fort, Mumbai 400 001.
BANKERS	State Bank of India Mumbai Samachar Marg, Mumbai – 400 001.
INTERNAL AUDITORS	M/s. N H Gajria & Co. 20-A Khatau Building, 1 st Floor, 8/10 Alkesh Dinesh Modi Marg, Mumbai – 400 001.
REGISTERED OFFICE	Jhansi Castle, 4 th Floor 7 Cooperage Road Mumbai – 400 001.



MEETINGS OF COMMITTEE OF ADMINISTRATION

During the year 2019-20 under review the Committee of Administration of the Council met four times on the following dates:

- 1st CoA meeting was held on 07.06.2019
- 2nd CoA meeting was held on 30.08.2019
- 3rd CoA meeting was held on 17.01.2020
- 4th CoA meeting was held on 16.03.2020

The 56th Annual General meeting of the Council was held on 26th September, 2019 at Banquet Hall No. 4, Garware Club House, 2nd Floor, Wankhede Stadium, 'D' Road, Churchgate, Mumbai 400 020.

DETAILS OF TOTAL STRENGTH OF MEMBERS OF COMMITTEE OF ADMINISTRATION AS WELL AS STATEMENT SHOWING NUMBER OF MEMBERS OF THE COMMITTEE OF ADMINISTRATION PRESENT IN THE COA MEETINGS HELD DURING APRIL 2019 TO MARCH 2020

Total No of Members of COA: 19

Elected Members: 16 (From 17.01.2020)

Govt. Nominees: 02

Executive Director, CHEMEXCIL: 01

Date of meetings held	Total Elected Members	No. of elected members present	No. of Govt. Nominees present
07.06.2019	12	08	01
30.08.2019	12	07	01
17.01.2020	16	13	01
16.03.2020	16	07	01



**STATEMENT SHOWING ATTENDANCE OF MEMBER OF THE COMMITTEE OF
ADMINISTRATION AT THE COMMITTEE MEETINGS HELD DURING
01/04/2019 TO 16/01/2020**

Sr. No.	Name of the Committee Members	No. of Meetings held	No. of Meeting held during 2019-20
1.	Shri Ajay K. Kadakia Chairman Regional Chairman- Eastern Region Member- Merchant Exporter Panel	02	02
2.	Shri S. G. Mokashi Addl. Vice Chairman Chairman- Basic Inorganic & Organic Chemicals Including Agro Chemicals Panel Regional Chairman- Southern Region	02	02
3.	Shri Harin D. Mamlatdarna, Chairman- Dyes & Dye Intermediates Panel	02	01
4.	Dr. Smita Naram Chairman- Cosmetics, Toiletries & Essential Oil Panel	02	02
5.	Shri Abhay V. Udeshi Chairman- Castor Oil & Specialty Chemicals Panel	02	02
6.	Shri Bharat Mehta Chairman- Merchant Exporter Panel	02	02
7.	Shri Bhupendra Patel Regional Chairman- Gujarat Region Member- Dyes & Dye Intermediates Panel	02	01
8.	Shri Satish W. Wagh Regional Chairman- Northern Region Member- Basic Inorganic & Organic Chemicals Including Agro Chemicals Panel	02	01
9.	Shri Kirit Mehta Member- Dyes & Dye Intermediates Panel	02	01
10.	Shri Ashwin Shroff Member- Basic Inorganic & Organic Chemicals Including Agro Chemicals Panel	02	00
11.	Shri Nitin S. Nabar Member– Cosmetics, Toiletries & Essential Oil Panel	02	00
12.	Member – Cosmetics, Toiletries & Essential Oil Panel	VACANT POST	
13.	Shri S.G. Bharadi Executive Director	02	02




**STATEMENT SHOWING ATTENDANCE OF MEMBER OF THE COMMITTEE OF
ADMINISTRATION AT THE COMMITTEE MEETINGS HELD DURING
17/01/2020 TO 31/03/2020**

Sr. No.	Name of the Committee Members	No. of Meetings held	No. of Meeting held during 2019-20
1.	Shri Ajay K. Kadakia Chairman Regional Chairman- Northern Region Member- Merchant Exporter Panel	02	02
2.	Shri S.G. Mokashi Vice Chairman Member- Basic Organic & Inorganic Chemicals including Agro Chemicals Panel	02	02
3.	Dr. Shavak Bhumgara Chairman- Dyes & Dye Intermediate Panel	02	02
4.	Shri Satish W. Wagh Chairman- Basic Organic & Inorganic Chemicals including Agro Chemicals Panel	02	02
5.	Dr. Uday S. Kharote Chairman- Cosmetics, Soaps, Toiletries & Essential Oils Panel	02	02
6.	Shri Abhay Udeshi Chairman- Specialty Chemicals including Castor Oil Panel	02	02
7.	Shri Bharat Mehta Chairman- Merchant Exporters Panel	02	01
8.	Shri Bhupendra C. Patel Regional Chairman- Gujarat Region Member- Dyes & Dye Intermediate Panel	02	01
9.	Shri Harin D. Mamlatdarna Regional Chairman- Eastern Region Member- Dyes & Dye Intermediate Panel	02	01
10.	Shri Nitin Nabar Regional Chairman- Southern Region Member- Cosmetics, Soaps, Toiletries & Essential Oils Panel	02	00
11.	Shri Ankit S. Patel Member- Dyes & Dye Intermediate Panel	02	01
12.	Shri Bhavesh Mody Member- Basic Organic & Inorganic Chemicals including Agro Chemicals Panel	02	01

Sr. No.	Name of the Committee Members	No. of Meetings held	No. of Meeting held during 2019-20
13.	Shri Manish P. Sanghvi Member- Basic Organic & Inorganic Chemicals including Agro Chemicals Panel	02	01
14.	Shri Mahesh B. Chandnani Member- Cosmetics, Soaps, Toiletries & Essential Oils Panel	02	01
15.	Shri Kashiprasad C. Murarka Member- Specialty Chemicals including Castor Oil Panel	02	00
16.	Shri Bipin K. Shah Member- Merchant Exporters Panel	02	01
17.	Shri S.G. Bharadi Executive Director	02	02

Some of the major points discussed/decisions taken in the above meetings are listed below:

1. As part of its export promotional activities, CHEMEXCIL had organized more than 24 Educative Seminars/Membership drives in different parts of the region in co-ordination with its Regional Offices, respective associations and accordingly, CHEMEXCIL was able to enroll a considerable number of new members;
2. Immediately after announcement of the Union Budget for 2020-21, a special Seminar was organized by the Council with M/s. Lakshmikumaran & Sridharan (Attorneys) on 12th February, 2020 in the Conference Room of the Council for Analysis of the Union Budget.
3. With regard to the long-standing problem being faced by the industries on the order of National Green Tribunal (NGT) and resolving the same, CHEMEXCIL took up the same with the respective Government department
4. The Chairman of the Council, Shri Ajay Kadakia briefed the members on the joint Meeting of Board of Trade and Council of Trade Development & Promotion which he attended on 6th June, 2019 in New Delhi chaired by the Hon'ble Union Minister of Commerce & Industry, Shri Piyush Goyal. The meeting was attended by Chairmen of All EPCs, 50 members from major Industry Associations, representatives of some of the Banks, All State Ministers and all Secretaries of different Ministries. The meeting was also attended by both the Union Ministers of State for Commerce & Industry.
5. Council had already organized an educative seminar in Mumbai on K-REACH and another Seminar in Ahmedabad.
6. Council has been sending data on the export strategy/analysis of export of the items coming under the purview of CHEMEXCIL regularly to the Ministry every month.



7. Council has received approval for Amendments of its Bye Laws from Department of Commerce, Ministry of Commerce & Industry, Government of India vide letter - F.No.5/2/2018-EP(CAP) dtd. 2nd August, 2019, which was also approved and registered by the RoC.
8. Based on the Amended Bye Laws of the Council, CHEMEXCIL called for election of 15 posts in the Committee of Administration, for which Department of Commerce, Ministry of Commerce & Industry, Government of India appointed Shri Sambhaji Chavan, ITS, Jt. DGFT from the Office of the Addl. DGFT, Mumbai as Election Authority (Returning Officer), under whom the election was conducted vide Circular No. Addl. DGFT/MUM/CHEMEXCIL/Election 2019-20 dtd. 21st November, 2019 and the results of elected members from each Panel for the Committee of Administration for the years 2019-20 & 2020-21 were declared.
9. CHEMEXCIL participated in the meeting called by the Union Minister of Commerce and Industry and Railways on 19th December, 2019 at New Delhi with the Export Promotion Councils/Commodity Boards to deliberate on the suggestions for review of Foreign Trade Policy 2015-20 as also performance of EPCs/Commodity Boards.
10. CoA was briefed on the claims of the member-exporters, towards reimbursement of Registration charges incurred to them for their 3rd Phase of REACH Registration, which were submitted to Department of Commerce and Industry, Government of India in 4-different lots.

EXPORT PROMOTIONAL ACTIVITIES:

REACH:

Council recommended applications for reimbursement of 50% registration charges received from 186 companies who had registered their 633 substances under the EU REACH.

The Ministry of Commerce vide their sanction letters K-11020/687/2019-E&MDA-DoC dtd 21.02.20; K-11020/27/2020-E&MDA-DoC dtd 27.02.20 and K-11020/43/2020-E&MDA-DoC dtd 06.03.20 sanctioned an amount of Rs 12,25,63,730/- incurred to 176 companies for registration of their 533 substances under EU –REACH. The balance claims are under consideration for sanction by the Ministry of Commerce.

The Council will disburse the Grant in Aid received for 176 companies after completion of formalities by eligible companies as per Council's procedure.

MARKET ACCESS INITIATIVE (MAI):

The Council had processed the 95 MAI claims for the year 2019-20 received from the member-exporters for the participating in export promotional activities as per details given below:

1. Applications received : **95**
2. Applications rejected : **09**
3. MAI claims processed : **86**

MEMBERSHIP POSITION AS ON 31ST MARCH, 2020

Category	31st March 2019	31st March 2020
Large Scale Manufacture	258	265
Small Scale Manufacture	1737	1767
Merchant Exporters	1055	1019
Large Scale Manufacture cum Merchant Exporters	80	76
Small Scale Manufacture cum Merchant Exporters	272	285
Total	3402	3412

LICENCING:**Details of Representation sent to the Ministries (MoC&I, MoF/CBEC, MoC&E etc.)**

The Council had received several representations from our member-exporters on various issues. We had scrutinized the cases appropriately and recommended to the respective offices of DGFT, Central Excise & Customs etc. on following –

S. No.	Date	Subject	Ministry/ Dept	Officer concerned
1	01-Apr-19	Request for verification of MEIS against call back containers	O/o DGFT	Shri Nikunj Kumar Srivastava, Additional Director General of Foreign Trade
2	08-Apr-19	Meeting of the EPC's with working group on export promotion and facilitation in Mumbai on 5.4.2019	Ministry of Finance, Dept. of Revenue	Shri Nitish K Sinha, Joint Secretary (Drawback)
3	09-Apr-19	Chemexcil inputs for Preparatory meeting on India-Nigeria Joint Trade Committee (JTC) Meeting in New Delhi on 10/04/2019	Department of Commerce	Ms. Meena Pillai, Under Secretary
4	12-Apr-19	Waiver of Late Cut Penalty for MEIS application caused due to delay in issuance of e-BRC by banks	O/o DGFT	Shri Nikunj Kumar Srivastava, Additional Director General of Foreign Trade
5	23-Apr-19	EODC camps at O/o Addl. DGFT Mumbai	O/o Addl. DGFT	The Export Facilitation Cell
6	23-Apr-19	Rejoinder- Representation from M/s. Jayant Agro for Working Group on export Promotion and Facilitation	Ministry of Finance, Dept. of Revenue	Shri Nitish K Sinha, Joint Secretary (Drawback)
7	23-Apr-19	Pending IGST refund for 2017-18	IGST Refund Cell, Air Cargo Complex Sahar	Shri Lokesh Kumar Jain, Deputy Commissioner (DBK/ IGST)
8	24-Apr-19	Supplementary Inputs for 2nd Meeting of India-Chile JAC on 29-30 April, 2019 regarding expanded India-Chile PTA	Department of Commerce	Shri Balbir Singh, Under Secretary (FT – LAC)
9	26-Apr-19	Query on regularising IGST Refund	CBIC	CBIC MITRA HELPDESK
10	30-Apr-19	Regarding delay in issuing One time Factory Stuffing Permission	O/o The Principal Commissioner of Customs, Ahmedabad	The Principal Commissioner



S. No.	Date	Subject	Ministry/ Dept	Officer concerned
11	03-May-19	Comments on Action Points post 12th Meeting of India-EU JWG on SPS/TBT held on 18.01.2019 in Brussels	Department of Commerce	Shri P. Behera, Under Secretary,
12	06-May-19	Urgent furnishing of information for Performance Review of EPCs	Department of Commerce	Shri Vijay Shanker Pandey, Under Secretary, Foreign Trade (CIS), EP (CAP), ECGC & EXIM Bank
13	08-May-19	ODC camp in April/May 2019 and pending EODC	O/o Additional DGFT	Export Facilitation Cell
14	13-May-19	Chemexcil suggestions for Budget 2019-20 regarding changes in direct and indirect taxes.	Dept. of Chemicals & Petrochemicals	Shri Samir K Biswas, IAS, Joint Secretary (Chemicals)
15	16-May-19	Modification of SION for Soda Ash (SION No. 62/1170)	O/o DGFT	Shri Nitish Suri, Deputy Director General of Foreign Trade
16	16-May-19	Delay in receipt of Drawback Payment for Sept/ Oct 2018 shipments even after scroll generation	Adani Hazira Port (Exports), Customs House, Hazira, Surat	Shri Rajat Saxena, Deputy Commissioner
17	16-May-19	Chemexcil Comments on making BIS standard Mandatory for certain Chemicals And Petrochemicals	Bureau of Indian Standards	Director General
18	20-May-19	Issue faced by merchant exporters after Mandatory e-Sanchit for exports	Nhava Sheva, JNCH	Shri Sunil Kumar Mall, Commissioner of Customs
19	20-May-19	Chemexcil comments on Identification of Trade issue and country-wise SPS/TBT issues pertaining to AFRICA	Department of Commerce	Shri Praveen Kumar, Joint Director (FT - Africa)
20	27-May-19	IK-CEPA: Request for inclusion of new HS Code for Dimethyl Sulphate (29202910) in Product Specific Rules (PSR) of IK-CEPA	Department of Commerce	Shri Vivek Chaudhary, Deputy Director, RMTR Division
21	27-May-19	Pending DBK (U/s 74)	Nhava Sheva, JNCH	Deputy Commissioner, DBK Dept. - NSII
22	30-May-19	Issues faced by merchant exporters after Mandatory e-Sanchit for exports	Nhava Sheva, JNCH	O/o Chief Commissioner of Customs - Zone - II




S. No.	Date	Subject	Ministry/ Dept	Officer concerned
23	30-May-19	Reminder regarding space availability in MSEZ/ Details of Bengaluru office	Mangalore SEZ, Karnataka	Shri S. Sasikumar, Development Commissioner
24	31-May-19	Trade Complaint regarding Cyber Crime pertaining to a Brazilian Buyer	Consulate General of India Sao Paulo, Brazil	Shri Digvijay Nath, Consul (Com) & HOC
25	03-Jun-19	Environment related issues faced by Chemical Sector projects in Maharashtra and Gujarat	Department of Commerce	Shri S.K. Ranjan, Deputy Secretary - EP(CAP) Division
26	04-Jun-19	Panel data Report of CHEMEXCIL for the month of April, 2019	Department of Commerce	Shri Shyamal Misra, IAS, Jt. Secretary-EP(CAP), EP(CAP) Section
27	12-Jun-19	Chemexcil inputs on issues faced while exporting to SA Region (SAARC)	Department of Commerce	Shri R.P. Singh, Under Secretary (FT - SA)
28	13-Jun-19	Chemexcil inputs for India-Korea CEPA upgrading negotiations- preparation for 8th round of negotiations	Department of Commerce	Shri Jai Prakash Singh, Under Secretary (FT - NEA Division)
29	18-Jun-19	Issues faced pertaining to trade with ASEAN countries	FIEO	Ms. Maryam Fatima
30	19-Jun-19	Chemexcil Inputs for 5th India-Brazil Trade Monitoring Mechanism (TMM) to be held in New Delhi	Department of Commerce	Shri Balbir Singh, Under Secretary (FT - LAC)
31	19-Jun-19	Chemexcil comments on Review of India - Korea CEPA - Change in Rules of origin	Department of Commerce	Shri Vivek Chaudhary, Deputy Director
32	20-Jun-19	Chemexcil issues for Meeting with CIB&RC on 25/06/2019 at Udyog Bhawan, New Delhi for taking up the Industry issues pertaining to chemicals	CIB&RC, Faridabad	Dr. S K Khurana, Secretary & Additional Plant Protection Adviser
33	25-Jun-19	Comments on Initiatives to reduce imports from ASEAN countries	Department of Commerce	Shri Anurag Goel, Under Secretary, FT (ASEAN) Division
34	25-Jun-19	Issues faced in settlement of payment default claim with ECGC on exports to Iran	Department of Commerce	Shri S.K Ranjan, Deputy Secretary -EP(CAP) Division



S. No.	Date	Subject	Ministry/ Dept	Officer concerned
35	26-Jun-19	Chemexcil's Stakeholder Consultation Meetings in Ahmedabad & Mumbai on "State and Central Taxes and Levies on export which are not neutralised"	Department of Commerce	Shri S.K Ranjan, Deputy Secretary - EP(CAP) Division
36	26-Jun-19	Issues faced in WANA Region	Department of Commerce	Ms. Geetha Nair, Deputy Secretary, FT-WANA
37	28-Jun-19	Barriers faced by exporters in exporting their products to China	Department of Commerce	Ms. Kamna Dikshit, Under Secretary, FT(NEA) Division & ITPO
38	08-Jul-19	Chemexcil comments on Identification of Trade Barriers and Market Access Unfairness in Africa & WANA Region	Department of Commerce	Ms. Meena Pillai, Under Secretary (Africa)
39	10-Jul-19	Comments on Study of value chains across sectors vis-a-vis areas where inverted duties are high	Department of Commerce	Shri Sanjay Kumar Agrawal, Director, Trade Policy Division
40	12-Jul-19	Barriers faced by Indian Exporters and Interventions required	Department of Commerce	Ms. Kamna Dikshit, Under Secretary, FT(NEA) Division & ITPO
41	15-Jul-19	Issues faced in Re-activation of Shipping bills pending since 2015	O/o Addl. DGFT	Smt. Meera Joshi, Director (Technical)
42	17-Jul-19	Representation seeking status quo on the levy of Customs duty at NIL rate towards import of Palm Fatty Acid Distillate and Crude Palm Stearin	CBIC	Shri Pranab Kumar Das, Chairman
43	17-Jul-19	Comments on Boosting Exports to China and US	O/o Addl. DGFT	Shri Sambhaji A. Chavan, Jt. DGFT
44	19-Jul-19	Chemexcil confirmations for Training at O/o Addl DGFT Mumbai about MEIS application for OFAC-sanctioned countries on 22nd July 2019, 3.00 pm	O/o Addl. DGFT	Shri Sambhaji A. Chavan, Jt. DGFT
45	22-Jul-19	Representation seeking status quo on the levy of Customs duty at NIL rate towards import of Palm Fatty Acid Distillate and Crude Palm Stearin	Department of Commerce	Shri Shyamal Misra, IAS, Joint Secretary, EP(CAP)



S. No.	Date	Subject	Ministry/ Dept	Officer concerned
46	22-Jul-19	Representation seeking status quo on the levy of Customs duty at NIL rate towards import of Palm Fatty Acid Distillate and Crude Palm Stearin	Department of Commerce	Shri Piyush Goyal, Hon'ble CIM
47	23-Jul-19	To list out the issue of concern with RCEP countries	Department of Commerce	Shri Shyamal Misra, IAS, Joint Secretary, EP(CAP)
48	23-Jul-19	Denied Entity List (DEL) issue	O/o Jt. DGFT, Vadodara	Deputy Director General of Foreign Trade
49	24-Jul-19	Supplementary - Chemexcil Suggestions for Review of Foreign Trade Policy 2015-20	O/o DGFT	Shri Kumar Rahul, Joint Director General of Foreign Trade, FTP Division
50	24-Jul-19	Comments on review of Foreign Trade Policy 2015-20	Department of Chemicals & Petrochemicals	Shri Sharma (Consultant Technical – DCPC)
51	26-Jul-19	Representation regarding Risky Exporters Alert and disbursement of Pending IGST Refunds	JNCH, Nhava Sheva	Deputy Commissioner, Appraising Main (Exports)
52	29-Jul-19	Error in Stearic Acid HSN : HSN 38231100 vide Notification 82/2018- FTA 46/2011, dated 31st Dec 2018, under ASEAN	Department of Commerce	Shri Anurag Goel, Under Secretary, FT (ASEAN) Division
53	31-Jul-19	Delay in getting import permit for Sodium Cyanide from CIB&RC/ Other cases	CIB&RC, Faridabad	Dr. S K Khurana, Secretary & Additional Plant Protection Adviser
54	01-Aug-19	Transmission of S/B for MEIS purpose	CBIC	ICEGATE
55	09-Aug-19	Issues faced in AEOT-1 accreditation	JNCH, Nhava Sheva	Shri R. K. Singh, Additional Commissioner of Customs & Nodal officer AEO Mumbai Customs Zone-II
56	09-Aug-19	Comments on information required for Review of imports from ASEAN	Department of Commerce	Ms. Indu C. Nair, Director, FT(ASEAN) & UNESCAP



S. No.	Date	Subject	Ministry/ Dept	Officer concerned
57	09-Aug-19	Trade Barriers in Latin American and Caribbean (LAC) countries	Department of Commerce	Shri Subhash Chandar, FT-LAC, DOC
58	13-Aug-19	Constraints Faced By Chemical Industry And Export Import Analysis From April To June 2019.	Deptt. of Commerce,	Shri Shyamal Misra, IAS, Joint Secretary, EP(CAP)
59	14-Aug-19	Imp- Delay in Up-dation of revised HS code of Stearic Acid (38231100) in MEIS Schedule	NIC DGFT	Dr. V.K Sharma, DDG & HoG
60	14-Aug-19	Environment Issues faced by Manufacturers- Order of Hon'ble National Green Tribunal(NGT) DT 10-07-19	Deptt. of Commerce,	Shri Shyamal Misra, IAS, Joint Secretary, EP(CAP)
61	19-Aug-19	Submission of Study Report on "State and Central Taxes and Levies on export which are not neutralised" pertaining to Chemical Industry	Ministry of Commerce & Industry	Shri Alok Vardhan Chaturvedi, IAS, Director General of Foreign Trade
62	20-Aug-19	IGST refund stuck due to SB005	JNCH	Shri T.P. Salim Kumar, Deputy Commissioner, IGST/ DBK
63	22-Aug-19	Supplementary - Chemexcil Suggestions for Review of Foreign Trade Policy 2015-20	O/o DGFT	Shri Kumar Rahul, Joint Director General of Foreign Trade, FTP Revision
64	22-Aug-19	Comments on representation received from M/s Deepak Phenolics regarding import of Phenol from Thailand	Department of Commerce	Shri Anurag Goel, Under Secretary, FT (ASEAN) Division
65	22-Aug-19	Submission of Study Report on "State and Central Taxes and Levies on export which are not neutralised" pertaining to Chemical Industry	O/o Additional DGFT, Mumbai	Smt. Meeta Rajivlochan, IAS, Additional Director General of Foreign Trade
66	22-Aug-19	Charges on permission for Back to Town of cargo which was supposed to be shipped to Karachi	JNCH, Nhava Sheva	Dy./ Assistant Commissioner of Customs, Appraising Main (Exports)



S. No.	Date	Subject	Ministry/ Dept	Officer concerned
67	22-Aug-19	Invitation to visit Chemexcil's India Pavilion in the 38th Dye Chem Bangladesh 2019 International Expo from 4th~7th September, 2019 @ International Convention City Bashundhara, Dhaka Bangladesh	High Commission of India in Dhaka, Bangladesh	Smt Riva Ganguly Das, Honorable High Commissioner
68	23-Aug-19	Request to allow rectification facility for SB005 error in case of Shipping Bills filed after 15.11.2018	CBIC	Shri Zubair Riaz, Director (Customs)
69	26-Aug-19	Inputs for 5th Meeting of India Brazil Trade Monitoring Mechanism in New Delhi inputs	Department of Commerce	Shri Subhash Chandar, FT-LAC, DOC
70	26-Aug-19	Imp- Rejection of IGST refund claims due to inadvertent selection of Higher DBK option, in cases where higher rate and lower DBK rate were identical	CBIC	Shri Zubair Riaz, Director (Customs)
71	28-Aug-19	Delay in processing of DBK (U/s 74)	NS-II, JNCH	Deputy Commissioner, DBK Dept.
72	29-Aug-19	Inputs on barriers faced by Indian exporters in Oceania	Department of Commerce	Shri Sanjay Kumar Agrawal, Director (FT-Oceania)
73	29-Aug-19	Inputs for India-Ethiopia Joint Trade Committee (JTC) Meeting	Department of Commerce	Shri Praveen Kumar, Joint Director (FT-Africa)
74	30-Aug-19	Issues faced in obtaining Self Sealing permission for Hazardous goods	Department of Revenue	Shri Zubair Riaz, Director (Customs)
75	11-Sep-19	Chemexcil participation for Interactive Session with the Commerce Secretary, Dr. Anup Wadhawan, IAS	O/o Addl DGFT, Mumbai	Shri Sambhaji Chavan, Joint Director General of Foreign Trade
76	11-Sep-19	Pending IGST refund for 2017-18	Air Cargo Complex Sahar	Shri Mallikarjun Mamani, Assistant Commissioner, IGST Refund Cell
77	12-Sep-19	IGST refund - Un Resolved Incident IM00841745	CBIC	CBIC Mitra Help Desk



S. No.	Date	Subject	Ministry/ Dept	Officer concerned
78	12-Sep-19	Shipping bill no.7117721 dtd.3.7.2017 appearing in EDPMS under IEC code & In ICEGATE - Goods not exported by the member-exporter	JNCH, Nhava Sheva	O/o Chief Commissioner Of Customs
79	16-Sep-19	Inputs for Hon'ble Commerce and Industry Minister meeting with U.S.Trade Representative	Department of Chemicals & Petrochemicals	Shri D K Madan, Director
80	20-Sep-19	Trade Complaint:- Payment default by Saudi Arabian Buyer - AL-SAMA INK SUNDRIES MANUFACTURING COMPANY LTD.	Embassy of India, Riyadh, Saudi Arabia	Dr. C Rambabu, Second Secretary (Pol & Economic)
81	24-Sep-19	Request for clarification on SCOMET Clasification for Magnesium Sulphate Heaths Hydrate.	O/o DGFT	Shri Sanjay K Tiwari, Dy DGFT (Scomet Cell)
82	24-Sep-19	IEC Blocked atTUTICORIN custom	JNCH, Nhava Sheva	EDI Section
83	30-Sep-19	Proposed export duty on Yellow Phosphorus by Vietnam Government	Department of Commerce	Shri Bipin Menon, Additional DGFT, (RMTR Division)
84	30-Sep-19	Further extension of EDPMS based caution listing	Reserve Bank Of India	Foreign Exchange Department, (FEDCO)
85	01-Oct-19	Comments on Initiation of Safeguard Investigation concerning imports of "Phenol" into India	DGTR	Shri Sunil Kumar, IAS, Additional Secretary & Director General
86	01-Oct-19	Difficulties faced in obtaining Form A1/ preferential "Certificate Of Origin" under ASEAN-India Free Trade Agreement (AIFTA)	Export Inspection Council	Shri Keshav Chandra, Director
87	03-Oct-19	Pending IGST Refund	Air Cargo Customs, Sahar Mumbai	O/o Commissioner of Customs (Exports)
88	04-Oct-19	Pending DBK Payments	JNCH, Nhava Sheva	Shri. T. P. Salim, Assistant Commissioner (Drawback), Nhava Sheva-II



S. No.	Date	Subject	Ministry/ Dept	Officer concerned
89	07-Oct-19	Updated Suggestions for Review of Foreign Trade Policy 2015-20	O/o DGFT	Shri Kumar Rahul, Joint Director General of Foreign Trade, FTP Revision
90	07-Oct-19	Chemexcil suggestions on review of FTP 2015-2020 for Consultative meeting for Export & Export promotion	Industries Commissionerate	Additional Industries Commissioner (SP)
91	09-Oct-19	Details of Industry Associations in CIS	Department of Commerce	Shri VS Pandey, Under Secretary, EP(CAP) Division
92	10-Oct-19	Chemexcil Product Panels/ Groups	O/o Additional DGFT	Smt. Meeta Rajivlochan, IAS, Additional Director General of Foreign Trade
93	11-Oct-19	Pending IGST- Refund not received	JNCH	Shri T.P. Salim Kumar, IGST Refund Cell
94	16-Oct-19	Interactive meeting with Stakeholders/exporters from "Surfactants/ Oleo chemicals industry" on 15/10/2019 at Chemexcil HO, Mumbai- Brief Report	Department of Commerce	Shri Shyamal Misra IAS ,Joint Secretary, EP(CAP) Division
95	18-Oct-19	Problems being faced by exporters due to Pre-import condition even after paying IGST plus interest as per DRI claims	CBIC	Shri Pranab Kumar Das, Chairman
96	18-Oct-19	Modification of SION for Soda Ash (SION No. 62/1170)	O/o DGFT	Shri Pradeep Prakash Thapliyal, FTDO-DES-IV
97	18-Oct-19	RCEP:- Chemexcil's Updated list of Sensitive items for imports to India under RCEP	Department of Commerce	Shri Bipin Menon, Additional DGFT, (RMTR Division)
98	18-Oct-19	Issues faced in getting consumption certificate from GST / Excise office	O/o Addl DGFT Mumbai	Shri Sambhaji Chavan, Joint Director General of Foreign Trade




S. No.	Date	Subject	Ministry/ Dept	Officer concerned
99	18-Oct-19	Comments on Reduction of excessive dependence on imports of chemical & petrochemical sector/ Reduction of Duties on certain Chemicals Imported from USA	Department of Chemicals & Petrochemicals	Shri D K Madan, Director
100	22-Oct-19	Problems being faced by exporters due to Pre-import condition even after paying IGST plus interest as per DRI claims	Ministry of Commerce & Industry,	Dr. Anup Wadhawan, IAS, Commerce Secretary
101	23-Oct-19	Meeting with all EPC to discuss Export Performance	Department of Commerce	Shri Shyamal Misra IAS ,Joint Secretary, EP(CAP) Division
102	23-Oct-19	Boosting exports to ASEAN countries stakeholder meeting on 24th October	Department of Commerce	Shri Anurag Goel, Under Secretary, FT (ASEAN) Division
103	23-Oct-19	Chemexcil confirmations for AEO outreach programme workshop on 24.10.2019.	Customs Zone-I, Mumbai	Shri K Ravi Kumar, Assistant Commissioner of Customs & CRM for AEO Outreach Programmes
104	25-Oct-19	Initiation of Bilateral Safeguard Investigation concerning imports of "Phthalic Anhydride" into India from Korea RP	DGTR	Shri Sunil Kumar, IAS, Additional Secretary & Director General
105	25-Oct-19	Environment related issues and problems faced by Indian Chemical Industry - Product Mix Notification No.J-11013/41/2006-1A-II(1) dated 14.12.2006 & NGT Order dated 23-08-19 in the matter of O.A 1038/2018	Department of Commerce	Shri Shyamal Misra IAS ,Joint Secretary, EP(CAP) Division
106	25-Oct-19	Modification of SION for Soda Ash (SION No. 62/1170)- Submission of Certificate from M/s. DCW Ltd	O/o DGFT	Shri Pradeep Prakash Thapliyal, FTDO-DES-IV
107	25-Oct-19	Issues faced with ICD Khodiyar related to Export Obligation Monitoring	Custom House, Ahmedabad	The Chief Commissioner, O/o Commissioner of Customs




S. No.	Date	Subject	Ministry/ Dept	Officer concerned
108	25-Oct-19	Representation seeking status quo on the levy of Customs duty at NIL rate towards import of Palm Fatty Acid Distillate and Crude Palm Stearin	Dept. of Chemicals & Petrochemicals	Shri Samir K Biswas, IAS, Joint Secretary (Chemicals)
109	04-Nov-19	Proposed enhancement in export duty on Yellow Phosphorus by Vietnam Government	Department of Commerce	Shri Bipin Menon, Additional DGFT, (RMTR Division)
110	04-Nov-19	Updated Suggestions for Review of Foreign Trade Policy 2015-20	O/o Additional DGFT	Smt. Meeta Rajivlochan, IAS, Additional Director General of Foreign Trade
111	05-Nov-19	Study Report on "State and Central Taxes and Levies on export which are not neutralized" pertaining to Chemical Industry	O/o DGFT	Shri Satyan Sharda, Addl Director General of Foreign Trade, EP (CAP) Section
112	07-Nov-19	Additional inputs on making BIS standards mandatory for major chemicals & Petrochemicals -reg.	Department of Chemicals & Petrochemicals	Shri D K Madan, Director
113	08-Nov-19	Issues faced due to Risky Exporters Alert and disbursement of Pending IGST Refunds	DGARM	Shri Sandeep Kumar, Director General
114	09-Nov-19	CHEMEXCIL write up:- Logistics Conclave at IIFT on 19th & 20th November 2019	CTFL, IIFT	Ms. Yamini Nair Chandwani
115	13-Nov-19	Key Result Area (KRA) for FY 2019-20 and the Action Plan for the EPCs to ensure a minimum growth @ 15% in exports during FY 2019-20 - Regarding.	Department of Commerce	Shri VS Pandey, Under Secretary, EP(CAP) Division
116	13-Nov-19	Pending IGST- Refund not received	NS-II, JNCH	Shri T.P. Salim Kumar, IGST Refund Cell
117	15-Nov-19	Request for additional time to submit data for proposed RoDTEP scheme	O/o DGFT	Shri Satyan Sharda, Addl Director General of Foreign Trade, EP (CAP) Section
118	23-Nov-19	CHEMEXCIL's Submission of data for review of AIR Drawback 2019	DBK Division	Shri Anand Kumar Jha, Under Secretary, Drawback Division



S. No.	Date	Subject	Ministry/ Dept	Officer concerned
119	25-Nov-19	Comments for Stakeholder consultation Meeting at DCPC, New Delhi on 27/11/2019 to discuss the issue of putting certain chemicals in the 'Restricted' list	Department of Chemicals & Petrochemicals	Shri D K Madan, Director
120	29-Nov-19	ATR - Minutes of the Meeting of Board of Trade Chaired by the Hon'ble Minister for Commerce and Industry held on 12.09.2019 at Ashoka Hotel, New Delhi	O/o DGFT	Shri Manoj Kr. Singh, Dy. Director General of Foreign Trade
121	29-Nov-19	Modification of SION for Soda Ash (SION No. 62/1170)- Certificate from three manufacturers	O/o Directorate General of Foreign Trade	Shri Pradeep Prakash Thapliyal, FTDO-DES-IV
122	30-Nov-19	Chemexcil's data/ supporting for RoDTEP Scheme (Submission No. 1/2/3)	O/o DGFT	Shri Satyan Sharda, Addl Director General of Foreign Trade, EP (CAP) Section
123	30-Nov-19	Chemexcil's Suggestions for the proposed RoDTEP Scheme	O/o DGFT	Shri Satyan Sharda, Addl Director General of Foreign Trade, EP (CAP) Section
124	04-Dec-19	Chemexcil's Updated suggestions for Review of Foreign Trade Policy	O/o Additional DGFT Mumbai	Shri Sambhaji Chavan, Joint Director General of Foreign Trade
125	04-Dec-19	Comments on the issue of putting certain chemicals in the 'Restricted' list & Stakeholder consultation Meeting held at DCPC, New Delhi on 27/11/2019	Department of Chemicals & Petrochemicals	Shri P. Raghavendra Rao, IAS, Secretary (C&PC)
126	05-Dec-19	Inputs for India-Nigeria Joint Trade Committee (JTC) Meeting in New Delhi	Department of Commerce	Ms. Meena Pillai, Under Secretary, FT-Africa Section
127	12-Dec-19	Revised /Final MoM: Phenol/ Acetone meeting on 10/12/2019	Indian Chemical Council	Shri H.S. Karangle, Director General
128	12-Dec-19	Specific details of NGT/ Environment relates issues- Minutes of Meeting on Export Performance on 24.10.2019 at 4:30 PM.	GDMA/ Vatva CETP/ VAPI CETP/ AKNLESHWAR CETP	Chairman



S. No.	Date	Subject	Ministry/ Dept	Officer concerned
129	13-Dec-19	Issues faced in online registration on http://coo.dgft.gov.in)	O/o DGFT	Shri Md. Moin Afaque, Deputy Director General of Foreign Trade
130	17-Dec-19	Supplementary:- Chemexcil's Suggestions for the proposed RoDTEP Scheme	O/o DGFT	Shri Satyan Sharda, Addl Director General of Foreign Trade, EP (CAP) Section
131	19-Dec-19	India- Peru FTA:- Sensitive list & MoP for other Tariff Lines	Department of Commerce	Shri Subhash Chander, Section Officer- FT LAC
132	20-Dec-19	Trade Complaint:- Non-payment of balance amount US\$ 58,938/- by Saudi Arabian Buyer	Embassy of India, Riyadh, Kingdom of Saudi Arabia	Shri Pawan Kumar, Attaché (Commerce)
133	26-Dec-19	Revised:- India-Peru Trade Agreement- regarding	Department of Commerce	Shri Subhash Chander, Section Officer- FT LAC
134	30-Dec-19	RBI:- Further extension of EDPMS based caution listing (01/01/2020 onwards)	Reserve Bank of India, Central Office	Shri Satish Joshi, Manager, Trade Division, Foreign Exchange Department
135	31-Dec-19	Data of Pending GST Refunds: Ref. Meeting of Hon'ble CIM with EPCs on Review of FTP on 19.12.2019	O/o DGFT	Shri Vijay Kumar, Additional Director General of Foreign Trade
136	31-Dec-19	Advance Authorisation Scheme: Data on cases where Export Obligation not fulfilled- Ref. Meeting of Hon'ble CIM with EPCs on Review of FTP on 19.12.2019	O/o DGFT	Shri Satyan Sharda, Additional Director General of Foreign Trade
137	31-Dec-19	Data of Chemexcil members classified as "Risky Exporters" by CBIC- Ref. Meeting of Hon'ble CIM with EPCs on Review of FTP on 19.12.2019	O/o DGFT	Shri Vijay Kumar, Additional Director General of Foreign Trade
138	02-Jan-20	MEIS Scheme Validity Issue	O/o DGFT	Dr. Praveen Kumar, Dy Director General of Foreign Trade
139	06-Jan-20	Rejoinder:- Pending GST Refunds Issue: Request to provide data - Ref. Meeting of Hon'ble CIM with EPCs on Review of FTP on 19.12.2019	O/o DGFT	Shri Vijay Kumar, ITS, Additional Director General of Foreign Trade



S. No.	Date	Subject	Ministry/ Dept	Officer concerned
140	06-Jan-20	EPCG Scheme: Data on cases where Export Obligation not fulfilled- Ref. Meeting of Hon'ble CIM with EPCs on Review of FTP on 19.12.2019	O/o DGFT	Shri KVTirumala, Deputy Director General of Foreign Trade
141	07-Jan-20	Chemexcil data sheet of cases where IGST exemption was taken without following Pre-import condition	O/o DGFT	Shri Vijay Kumar, ITS, Additional Director General of Foreign Trade
142	07-Jan-20	Request for additional time to industry for mandatory BIS of specified chemicals	Ministry of Commerce & Industry	Shri Piyush Goyal-ji, Hon'ble Commerce & Industry Minister
143	07-Jan-20	Request for additional time to industry for mandatory BIS of specified chemicals	Ministry of Chemicals & Fertilizers	Shri D.V. Sadananda Gowda-ji, Honorable Cabinet Minister (Chemicals & Fertilizers)
144	08-Jan-20	Updation of New Tariff lines as per Finance (No.2) Act, 2019	JNCH, Nhava Sheva	Joint Commissioner of Customs (EDI Section)
145	08-Jan-20	Updation of New/ Changed HS codes in MEIS Schedule	O/o DGFT	Shri AmitYadav, IAS, Director General of Foreign Trade
146	09-Jan-20	Inputs for Preparatory meeting on India-South Africa Sub -committee on Trade, Economic and Technical Cooperation-reg.	Department of Commerce	Shri Prem Nath, Section Officer (FT-Africa)
147	13-Jan-20	Trade Complaint regarding Quality Issues faced in Import Consignment by Chinese Supplier	Embassy of India in Beijing, District, Beijing, China	Economic and Commerce Wing
148	14-Jan-20	Trade Complaint regarding Quality Issues faced in Import Consignment by Chinese Supplier	Consulate General of India, Shanghai, China	Dr J. Aravind, Head of Chancery & Consul (Commercial)
149	16-Jan-20	Delay in getting NOC from CIB for importing Sodium Cyanide for non-insecticidal use	CIB&RC, Faridabad	Dr. S K Khurana, Secretary & Additional Plant Protection Adviser
150	17-Jan-20	Clarity on HS code for product Vinyl Sulphone (29041040) which was deleted w.e.f 01/01/2020	Department of Revenue	Shri Zubair Riaz, Director (Customs)



S. No.	Date	Subject	Ministry/ Dept	Officer concerned
151	20-Jan-20	Inputs on Rules of Origin under the India EU BTIA trade negotiations	Department of Commerce	Shri Bipin Menon, Additional DGFT
152	21-Jan-20	Pending GST Refunds OCTOBER 2019	Air Cargo Complex, Sahar, Mumbai	Asst. Commissioner, IGST Refund Facilitation Cell
153	21-Jan-20	Response regarding letter of "Solvent Extractors' Association of India" dated 13 th Jan 2020 requesting to Impose Import Duty on By Products of Refining viz PFAD & CPS at same duty as that of crude Palm Oil (CPO) to provide level playing field to Domestic Vegetable Oil Refining Industry and also increase in the duty of Fatty Alcohol & Fatty Acids	Ministry of Commerce & Industry	Dr. Anup Wadhawan, IAS, Commerce Secretary
154	23-Jan-20	Pending IGST/ DBK Refunds from JNCH	Mumbai Zone-II, JNCH, Nava Sheva	Shri Sanjay Kumar Pandey, Deputy Commissioner- IGST/ DBK
155	23-Jan-20	Anti-Dumping Original Investigation concerning imports of 1-Phenyl-3- Methyl-5-Pyrazolone originating in or exported from China PR	DGTR	The Designated Authority
156	24-Jan-20	Chemexcil details of Items imported by members under OTHERS category	O/o DGFT	Shri Rajbir Sharma, Joint Director General of Foreign Trade
157	24-Jan-20	Request to allow payment of THC directly to Terminal operators for export shipments/ EEFC account for payment of Sea Freight to shipping lines	CBIC	Shri John Joseph, Chairman
158	24-Jan-20	Issues faced in generation of S/B in case of e-sealed containers after introduction of e-SANCHIT	Mumbai Zone-II, JNCH, Nava Sheva	Shri Vivek Johri, Chief Commissioner of Customs
159	29-Jan-20	Meeting under the Chairmanship of Hon'ble Commerce & Industry Minister on 30.01.2020 at 1400 hrs on the issues faced by Indian exporters in other countries	Department of Commerce	Shri Sunil Ranjan, Deputy Secretary, EP (CAP) Division




S. No.	Date	Subject	Ministry/ Dept	Officer concerned
160	30-Jan-20	Clarification on payment of Terminal Handling Charges (THC) in case of dock-stuffed export consignments/ Also allowing Status Holders	JNCH, Nava Sheva	Shri Sanjay Mahendru, Commissioner of Customs, NS-II
161	30-Jan-20	Issues faced in inbound Non-commercial Sample shipment which are converted into cargo sample shipment	Air Cargo Complex Sahar	Shri Vinayak Azad, Commissioner of Customs (Import)
162	30-Jan-20	NTBs on Reach and others products in various countries.	Department of Commerce	Shri Sunil Ranjan, Deputy Secretary, EP (CAP) Division
163	30-Jan-20	Proposing NTBs w.r.t. List of top 50 products imported from China in 2017, 2018 and 2019(Jan-Nov)	Department of Commerce	Shri Sunil Ranjan, Deputy Secretary, EP (CAP) Division
164	31-Jan-20	Suggestions on SEZ to DTA sale	Department of Commerce	Secretariat, Special Economic Zones in India
165	31-Jan-20	Difficulties in getting Advance Authorization under Self-Ratification Scheme	O/o Additional DGFT	Shri Sambhaji Chavan, Joint Director General of Foreign Trade
166	01-Feb-20	UNION BUDGET 2020-21:- Key Highlights & provisions for Exports/ Chemicals sector	Department of Commerce	Shri Shyamal Misra, IAS, Joint Secretary, EP(CAP)
167	04-Feb-20	Re-instatement of HS code 29041040 for product Vinyl Sulphone which was deleted w.e.f 1st Jan 2020/ Change in DBK Tariff line for Vinyl Sulphone Ester	CBIC	The Chairman
168	06-Feb-20	Participants for interactive meeting with Hon'ble Minister of Finance & Corporate Affairs, Government of India on 07.02.2020	DCIT (HQ) Coordination	Shri Prasad Chaphekar, IRS
169	11-Feb-20	Export Analysis for the month of December 2019 and period April-December 2019	Department of Commerce	Shri S. Suresh Kumar, IAS, Joint Secretary, EP(CAP) Division



S. No.	Date	Subject	Ministry/ Dept	Officer concerned
170	11-Feb-20	Inputs on Non Tariff measures (SPS/TBT) issues being faced by exporters to be taken up bilaterally.	Department of Commerce	Shri V.K. Kapoor, Consultant, Trade Policy Division
171	12-Feb-20	Re-instatement of HS code 29041040 for product Vinyl Sulphone which was deleted w.e.f 1st Jan 2020/ Change in DBK Tariff line for Vinyl Sulphone Ester	CBIC	Shri Vimal Kumar Srivastava, Joint Secretary (Customs)
172	12-Feb-20	Re-instatement of HS code 29041040 for product Vinyl Sulphone which was deleted w.e.f 1st Jan 2020	O/o DGFT	Shri Amit Yadav, IAS, Director General of Foreign Trade
173	14-Feb-20	TRAN-1:- Issues faced in claiming transitional credit in case where CVD/SAD is paid after 1st July 2017 to regularise old Advance Authorisation EO default	CBIC, Department of Revenue	Shri Yogendra Garg, Principal Commissioner, GST Policy Wing
174	17-Feb-20	Upgradation of India - Korea CEPA - comments on specific tariff lines in Korea's priority request list for tariff concessions and India's request list for seeking tariff concessions.	Department of Commerce	Shri Jai Prakash Singh, Under Secretary, FT (NEA) Division
175	17-Feb-20	Export related issue for PTFC Meeting on 27/02/2020	Nhava Sheva, JNCH	The Dy./ Assistant Commissioner of Customs, Appraising Main (Exports)
176	17-Feb-20	Inputs on Issues discussed in Meeting held on 14/02/2020 on Trade with East Asia	Department of Commerce	Ms. Kamna Dikshit, Under Secretary, FT(NEA) Division & ITPO
177	18-Feb-20	Query related to mandatory documents for AEO certified exporters	NS-III, JNCH	Shri Rupak Kumar, Dy Commissioner/ CRM for AEO Entities, AEO Cell
178	19-Feb-20	Trade Complaint- Payment default by Brazilian Buyer (M/s. ADCER PRODUTOS AUXILIARES LTDA)	Consulate General of India, Sao Paulo, SP, Brazil	Shri Digvijay Nath, Consul General (Commerce & HOC)

S. No.	Date	Subject	Ministry/ Dept	Officer concerned
179	20-Feb-20	Imports under "Others" Category:- Details of online submissions by Chemexcil members	O/o DGFT, Udyog Bhawan	Shri Gagandeep Singh, Deputy Director General of Foreign Trade
180	24-Feb-20	Ash of Indian Castor Meal: Re-Classification of HS Code to 31056000 and relaxation in Pck Size	O/o DGFT, Udyog Bhawan	Shri Amit Yadav, IAS, Director General of Foreign Trade
181	24-Feb-20	Impact of corona virus outbreak on our Industry / exports and opportunities thereof - Regarding.	Department of Commerce	Shri S. Suresh Kumar, IAS, Joint Secretary, EP(CAP) Division
182	25-Feb-20	Request to expedite up-dation of New/ Changed HS codes in MEIS Schedule	O/o DGFT	Dr. Praveen Kumar, Dy Director General of Foreign Trade
183	25-Feb-20	Delay in Up-dation of revised HS code of Stearic Acid (38231100) in MEIS Schedule w.e.f 01/01/2017	NIC DGFT, O/o DGFT, Udyog Bhawan	Dr. V K Sharma, DDG & HoG
184	27-Feb-20	Request to re-consider rejection of IGST refund claims due to inadvertent selection of Higher DBK option, in cases where higher rate and lower DBK rate were identical	CBIC, North Block	Shri Vimal Kumar Srivastava, Joint Secretary (Customs)
185	17-Mar-20	Issue of delay in getting sanction of Additional Product Licences for Cosmetic exports	Food and Drug Administration (FDA), Mumbai	Dr. Pallavi Darade, Hon'ble Commissioner
186	23-Mar-20	Updated status on Disruption in supply chains	Department of Commerce	Ms. Kamna Dikshit, Under Secretary, FT(NEA) Division & ITPO
187	24-Mar-20	Chemexcil Services during Covid-19 Outbreak	Department of Commerce	Shri S. Suresh Kumar, IAS, Joint Secretary, EP(CAP) Division
188	25-Mar-20	Issues and shortage of Fumigation and disinfectants in India due to COVID 19.	DCPC	Shri D.K Madan, Director (Chem)
189	26-Mar-20	AIFTA FROM AI - Lockdown / EIA - require assistance	Export Inspection Council (EIC), Mumbai	Shri Kuldeep Singh, Deputy Director (T)



S. No.	Date	Subject	Ministry/ Dept	Officer concerned
190	27-Mar-20	Helpdesk for Covid-19 related Import/Export Issues -reg	Department of Commerce,	Md Moin Afaque, Deputy DGFT
191	27-Mar-20	Covid-19 Suggestion of Chemexcil to the Commerce Ministry.	Ministry of Commerce and Industry,	Shri Piyush Goyal ji, Hon'ble Minister of Commerce and Industry
192	28-Mar-20	Covid-19 - Video Conference with EPC and other stakeholders on 27th March, 2020.	Department of Commerce,	Dr. Anup Wadhawan, IAS, Commerce Secretary
193	28-Mar-20	Suggestion of Chemexcil on Foreign Trade Policy, RBI, Bank etc	Department of Commerce,	Shri S.K. Ranjan, Deputy Secretary, EP (CAP)
194	30-Mar-20	Regarding the email sent to Deputy DGFT concerning the issues faced CHEMEXCIL members due to outbreak of COVID 19.	Department of Commerce	Shri S.K. Ranjan, Deputy Secretary, EP (CAP)
195	30-Mar-20	Revised- Helpdesk for Covid-19 related Import/Export Issues -reg	DGFT, DoC, New Delhi	Md Moin Afaque, Deputy DGFT
196	17-Feb-20	Terminal Handling Charges levied by Shipping Lines on export	NS-III, JNCH	Shri Sanajy Mehendru, Commissioner of Customs (Exports)
197	23-Mar-20	Castor Oil exports need urgent attention	Department of Commerce	Dr. Anup Wadhawan IAS, Commerce Secretary



OVERSEAS TRADE DISPUTE

The Council received representations from exporters on overseas trade disputes related to delay in exports payment, supply of sub-standard materials etc. As a follow-up action, letters were sent to Indian Missions abroad for intervention.

INFORMATION TO MEMBERS

The Council disseminates information to member-exporters pertaining to DGFT/CBIC/RBI/ GST/ FTA, etc. notifications. Information received on Anti-Dumping Investigations, TBT/SPS Measures etc were also passed on to the members as well as uploaded on website.

INTERNATIONAL TRADE ENQUIRIES

The International Trade Enquiries received by the Council from potential importers and Indian Missions abroad were circulated to concerned Manufacturers Exporters and also put on our website.

NON PREFERENTIAL CERTIFICATE OF ORIGIN:

A number of Member-Exporters are approaching the Council requesting for issuance of Certificates of Origin (Non-preferential) and attestations connected with documents like Export Invoice, etc. in respect of their products exported by them to various overseas countries. The Council scrutinizes the said documents received from them and issues certificates accordingly.

During this year, **152** Certificates of Origin (Non-preferential) were issued to the member exporters.


VISA RECOMMENDATION LETTERS:

A number of applications are being received by the Council from the Member-Exporters from time to time requesting for recommendation letters to various foreign missions in India for issuance of Visa in favour of their officials as also Officers of the Council, for their visit abroad in connection with export promotional activities. Their applications are being scrutinized by the Council and Recommendation letters are issued to them accordingly.

During the year under review, **260** Recommendation letters for Visa were issued by the Council to various Foreign Missions in India in favour of our Member-exporters as well as Officers of the Council.

EXPORT PERFORMANCE CERTIFICATE

Council has issued export performance certificate to member exporters on their request which has helped them import under Advance Authorization / EPCG without Bank Guarantee.



**REGION WISE MEMBERSHIP
DURING APRIL 2019 TO MARCH 2020**

Head office, Mumbai:


Sr. No.	Particulars	Details
1.	Registration Cum Membership Certificate (RCMC)	
	Fresh	86
	Renewed	192
	Combined	278
	Incorporated Amendments	38
2.	Non Preferential Certificate of Origin.	143
3.	Visa Recommendation Letters	138
4.	Total Addition of New Member	86

Regional Office- Ahmedabad:

Sr. No.	Particulars	Details
1.	Registration Cum Membership Certificate (RCMC)	
	Fresh	136
	Renewed	119
	Combined	0
	Incorporated Amendments	25
2.	Non Preferential Certificate of Origin.	1
3.	Visa Recommendation Letters	0
4.	Total Addition of New Member	136

Regional Office- Bengaluru:

Sr. No.	Particulars	Details
1.	Registration Cum Membership Certificate (RCMC)	
	Fresh	52
	Renewed	62
	Combined	06
	Incorporated Amendments	07
2.	Non Preferential Certificate of Origin.	02
3.	Visa Recommendation Letters	11
4.	Total Addition of New Member	52



Regional Office- Kolkata:

Sr. No.	Particulars	Details
1.	Registration Cum Membership Certificate (RCMC)	
	Fresh	15
	Renewed	18
	Combined	-
	Incorporated Amendments	4
2	Non Preferential Certificate of Origin	6
3.	Visa Recommendation Letters	104
4.	Total Addition of New Member	15

Regional Office- New Delhi:

Sr. No.	Particulars	Details
1.	Registration Cum Membership Certificate (RCMC)	
	Fresh	56
	Renewed	39
	Combined	23
	Incorporated Amendments	19
2.	Non Preferential Certificate of Origin.	0
3.	Visa Recommendation Letters	7
4.	Total Addition of New Member	56




SEMINAR/INTERACTIVE MEETINGS/ BY HEAD OFFICE & REGIONAL OFFICES:

During the period under review, the Regional Officer attended the following meetings / Interactive Sessions –

Sr. No.	Date	Seminars and Meeting Organized / Associated
Head Office- Mumbai		
1	05 July, 2019	Stakeholder Consultation Meeting with Mr. Sudhakar Kasture regarding Chemexcil's report on "State and Central Taxes and Levies on export which are not neutralised"
2	26 July, 2019	GST recent developments, Annual Return and GST audit
3	09 August, 2019	Interactive meeting with IIFT-CTFL Faculty with our members on "Chemical Sector Specific Logistics Problems"
4	26 September, 2019	Trade War between US & China (facts) and the prevailing and emerging opportunities for Indian Exporters
5		FTA/PTA culture and the fear factors prevails amongst Indian Manufactures
6		An overview on R-CEP and the blockades
7	15 October, 2019	Interactive meeting with Stakeholders/exporters from "Surfactants/ Oleo chemicals industry"
8	20 November, 2019	Interactive session on "Iran Trade Payment Mechanism from IDBI Bank Ltd"
9	02 December, 2019	Updates on Chemical Registration Regime in EU, Korea, UK, & Turkey
10		Seminar on "GST Refunds for Exporters" with Mr. Mihir Shah
11	03 December, 2019	Global Regulatory Updates in Chemical Industry
12	11 February, 2020	Seminar on "Union Budget 2020-21:- Analysis for Exports/ Chemical Sector" by L & S Attorneys

RO – AHMEDABAD

Sr. No.	Date	Seminars and Meeting Organized / Associated
1	28 May, 2019	Organized an Interactive session for MSME exporters on “The Invoice Finance Advantage: Collateral-Free Trade Finance made Easy by Drip Capital” in association with M/s. Drip Capital Services India LLP at Hotel Crown Plaza, Ahmedabad. Around 70 member exporters attended seminar.
2	1 July, 2019	Organized Stakeholder Consultation Meeting regarding "State and Central Taxes and Levies on export which are not neutralized" at GDMA Conference Room, Ahmedabad. Around 45 member exporters attended seminar.
3	13 September, 2019	Organized interactive meeting with IIFT Faculty regarding Chemical Sector Specific Logistic Issues on at The Gujarat Dyestuff Manufacturers Association (GDMA) 801, Karma Building Opp. Mahalaxmi Municipal Market Paldi, Ahmedabad The meeting was attended by around 19 participants.
4	17 September, 2019	Attended Seminar on Managing Credit Risk and Insurance in global trade, along with Foreign Trade Policy Schemes by office of DGFT, Ahmedabad organized by Exim Club, Ahmedabad in association with ECGC
5	14 November, 2019	Organized Interactive session on "Iran Trade Payment Mechanism from IDBI Bank Ltd" jointly with IDBI Bank Ltd. at Gujarat University Convention and Exhibition Centre, Ahmedabad. Around 40 member exporters attended the said session.
6		Organized ROAD SHOW OF CAPINDIA 2019 jointly with Plexconcil at Gujarat University Convention and Exhibition Centre, Ahmedabad. The road show was attended by 40-45 member exporters.
7	6 February, 2019	Attended Business Conclave on “Role of SMEs and their opportunities” been organized by HDFC Bank in association with Dun & Bradstreet.




6	8 February, 2020	Organized One day Training Program on “Importance of Process Safety including Health & Safety Awareness, in general, in Chemical Industry” in association with Gujarat Safety Council (GSC) and The Green Environment Services Co-Operative Society Ltd (GESCSL) at The Green Environment Services Co-Operative Society Ltd (GESCSL), Vatva, Ahmedabad More than 150 participants took the benefits of the seminar.
7	25 February, 2019	Attended Export Outreach Programme Under Niryat Bandhu Scheme been organized by Exim Club, Ahmedabad Chapter jointly with JT.DGFT, FIEO, MSME DI and TDI International – India’s first Authorized Channel Partner of www.Alibaba.com (world’s no. 1 B2B e-commerce marketplace) at Hotel Fortune Landmark, Ahmedabad.

Regional Office- Bengaluru

Sr. No.	Date	Sub of the Seminar / Meeting / Interactive Sessions
1	22 April, 2019	The FREE TRADE AGREEMENT (FTA) OUTREACH PROGRAMME UNDER NIRYAT BANDHU SCHEME outreach programme is intended to disseminate information on the opportunity for the exporters to avail of benefits under the FTA’s signed by India on Trade-in-Goods & Services. Senior officials from DGFT, New Delhi and O/o Additional DGFT will be interacting and giving Presentations on FTA’s with focus on trade in goods, Trade in Services (including Champion sectors), Rules of Origin under FTA’s and FTP 2015-20 and EDI initiatives 22 nd April 2019 at Visveswaraya Guest House, Ground Floor, Behind Kendriya Sadan, 5th Cross, 17th Main Road, 2nd Block, Koramangala, Bangalore – 560034 ;Landmark: Near Koramanagala Water Tank.
2	25 April, 2019	The meeting of 20 th Customs Clearance Facilitation Committee (CCFC) was held on 25/04/2019 in the conference room, at Ground floor of Bangalore Customs zone by Shri A.K. Jyotishi, IRS, Chief Commissioner of Customs Bangalore.

3	7 May, 2019	Chemexcil Regional Office Bengaluru organized a Workshop on “GST Audits & Annual Return” and Inauguration Ceremony at the Royal Orchid Hotel, on 07 th May 2019, followed by Networking Lunch. Since there were concerns amongst the members about “GST Audit & Annual Return”, to guide the exporters regarding the procedure and process the council had organized an interactive Workshop with expert Shri Madhukar N Hiregange CA, from Hiregange Associates a Versatile Practitioner, Strategist, Consultant, Energetic Coach, Learning Enabler, & Public Speaker who made a presentation on the subject and also addressed queries.
4	9 May, 2019	The Consulate General of The Netherlands in Association with World Trade Centre Bengaluru organized a session with respect to Exploring business opportunities with The Netherlands on 9 th May, 2019 at World Trade Centre Hall Bengaluru. Topics covered were Agriculture, Creative, Chemical, Energy, High Tech, Horticulture, Life Science & Health, Logistics, Water & Start up’s
5	13 May, 2019	Workshop cum Interactive Session, An TFA-Outreach Programme for Exporters and Importers was organized by Bangalore Customs Zone, at Mysore on 13.05.2019 conducted by Shri A.K. Jyotishi, Chief Commissioner of Customs, Bangalore Custom Zone.
6	17 May, 2019	Chemical Industries Association In Association With Indian Chemical Council Organized seminar on “Emerging Business Opportunities in Specialties Chemicals and Fine Chemicals” on 17 th May,2019 at Chennai (Venue : The Institution of Engineers India). Opportunities for the medium and small players, in the conventional chemicals are being closed up by the consolidation of businesses and also by expansion by major players in to global scale.
7	12 June, 2019	The WTC Bengaluru in association with Export Promotion Councils, organized a “One Day Certification Program On Export & Import Management” at WTC Bengaluru on 12 June 2019. The speakers of this session were Mr. J. V. Patil, Additional Director General Of Foreign Trade, Mr. Siddhartha Bhatt S, Joint Partner - Lakshmikumaran & Sridharan Attorneys, Bengaluru like Foreign Trade Policy & Procedures, Export Promotion Capital Goods Schemes, Incoterms 2010, Exchange Control Mechanisms, and International Marketing etc. The workshop was attended by participants from various industrial sectors.



8	21 June, 2019	FIEO with the support of ECGC and M.A.H. International, Switzerland will be organized a SEMINAR ON CREDIT RISK MANAGEMENT, DEBT RECOVERY AND INTERNATIONAL ARBITRATION at The Rialto Hotel on Friday, 21 st June, 2019. The Session was also focus on how to implement an effective risk management policy and program which can increase your business' chances of success and reduce the possibility of failure. Experts on the subject made detailed Presentation and interact with the participants with practical inputs. The Seminar was attended by participants from various industrial sectors.
9	1 July, 2019	Meeting was organized by Bengaluru Custom Zone with Stakeholders by Shri A.K. Jyotishi, Chief Commissioner of Customs, Bengaluru Zone during the Outreach Program on trade Facilitation and interactive session on Time Release Study at "Air Cargo Complex, Bengaluru on 01.07.2019
10	10 July, 2019	A meeting conveyed under the Chairmanship of Commissioner of Industrial Development (I&C) on 10 th July, 2019. Venue being at Karnataka Udyog Mitra, 3 rd Floor, East Wing, Khanija Bhavan, Race Course Road, Bengaluru-560001 to deliberate and discuss about enhancing Merchandise Exports from the Karnataka State which is showing downward trend. Statistics suggest that Karnataka merchandise Exports are showing downward trend from past 4 years and share of the exports have come down to 5.4% during 2018-19 from 7% during 2014-15.
11	1 August, 2019	Proceedings of Export Interaction Meeting held under the chairmanship of Principal Secretary to Government, at Hotel Shangri-La, Bengaluru on 01-08-2019.
12	19 August, 2019	Interaction Meeting with CTFL, IIFT related to Chemical Sector Specific Logistics Problems on 19 th August 2019 Venue at S - 610, South Block, Manipal Centre, Dickenson Road Bangalore – 560042.
13	20 August, 2019	The First Level Coordination Meeting of the Geographical Indication (GI) Policy for Karnataka, beside the Proposal to set up a GI Store at Bangalore Airport was held under the Chairpersonship of Secretary, MSME, Govt of Karnataka on 20 th August 2019. State has 45 GI products in different sectors, including handicraft, horticulture, petro chemicals etc. Karnataka has maximum number of GI products among other states in the country. The policy will also want to make GI products competitive in the domestic and international markets. Considering this, plans are there to introduce concepts such as 'GI tourism', 'GI exhibitions', and 'GI stores' at airports, and also to develop 'GI cluster' in the State.

14	21 August, 2019	The 21 st State Level Export Promotion Committee (SLEPC) Meeting was held under the Chairmanship of Chief Secretary to Govt. of Karnataka on August 21 st 2019, discussed about the Exports related issues.
15	6 September, 2019	Hon'ble Chief Minister of Karnataka Conferred 63 Awards for Excellence in the Manufacturing Sector at Vidhana Soudha Bengaluru on 6 th September 2019. Organized By VTPC (Visvesvaraya Trade Promotion Centre)
16	12 September, 2019	Seminar was Organized by EEPC India on 12.09.2019 on Authorized Economic Operator (AEO) & e SANCHIT at The Chancery Hotel, Bengaluru. Shri A.K. Jyotishi, IRS, Chief Commissioner of Customs Bengaluru Zone
17	20 September, 2019	Interactive session on e-invoicing in GST organized by the Bangalore Chamber of Industry and Commerce held on September 20 th , 2019. At GST Commissionerate, Bangalore South Queens Rd, Sampangi Rama Nagar, Bengaluru, Karnataka 560001
18	25 September, 2019	Chemexcil Organized an Interactive Session on The Invoice Finance Advantage: Collateral-Free Trade Finance made Easy by Drip Capital" with M/s. Drip Capital Services India LLP on 25/09/2019 at Hotel Raj Park, Chennai.
19	3 October, 2019	Outreach programme on Sabka Vishwas Legacy Dispute Resolution Scheme (SVLDRS)- 2019 was organized by FKCCI, at FKCCI Auditorium, K.G.Road, Bangalore. Smt. Prajwala M N, IRS Deputy Commissioner of Central Taxes addressed the Members of Chemexcil and FKCCI ON 03/10/2019
20	10 October, 2019	An interactive meeting was held to discuss the challenges and chart a roadmap to facilitate the New Mangaluru Port Trust(NMPT) at the Board of NMPT, Dakshina Kannada District, on 10/10/2019 under the Chairmanship of Commissioner of Industrial Development (I&C)
21	17 October, 2019	CIBC-DGTS Officers Mr. Surrender Kumar, Mr.Bhaktavatsala, & Mr.Nagaraja together with officers from CTD Karnataka conducted an awareness program on Sabka Vishwas scheme and GST Annual Returns at KASSIA, Gandhinagar, Bangalore on 17/10/2019)



22	7 November, 2019	The importance of the availability of merchandise data and information disaggregated level, India trade Statistics Commercial Intelligence, has strived long towards producing quality and timely data on India's foreign trade to assist policy makers, researchers, importers, exporters, traders as well as overseas buyers and other stakeholders to identify potential commodities and markets of foreign trade as well as trend of trade DGCI&S organized Sensitization Workshop on Foreign Trade Data on 7 th November, 2019 at Hyde Park B" of Davanam Sarovar Portico Suits, Davanam Plaza. Shri B. B. Pal, DDG & HOD and Ms. S. Shukla, Joint Director discussed Issues pertaining to the Trade Data (Export) The Sensitization Workshop received good response with around 75 members and stake holders interacted with the speakers and were satisfied with the Information provided to them.
23	26 November, 2019	The Drawback Committee hold consultations with the stake holders regarding All Industry Rates of duty drawback for the year 2019 On 26 th November, 2019. At Hotel Leela. Under the Chairmanship of Shri G.K. Pillai, I.A.S Officer, Shri Y.G. Parande, I.A.S Officer, Shri Gautam Ray, I.A.S Officer, Shri Shakti Singh, Deputy Commissioner (Drawback Division) from CHEMEXCIL Shri Ajay Kadakia, Chairman – Chemexcil, Shri Deepak Gupta, Deputy Director – Chemexcil and Shri Vicky Moolchandani, Regional Officer – Chemexcil was at meeting
24	26 November, 2019	CHEMEXCIL Regional Office Bengaluru Organized Workshop on Developments in Chemical Regulations (S.Korea, UK & EU)"On 26 th November 2019 (Tuesday) Raj Park Hotel, TTK Alwarpet, Chennai Since there were concerns amongst the members about the council had organized an interactive Workshop with expert from Sustainability Support Services (Europe) AB, Sweden. The Workshop received good response with around 60 members interacted with the speakers and were satisfied with the Information provided to them.
25.	29 November, 2019	Outreach programme on Sabka Vishwas Legacy Dispute Resolution Scheme (SVLDRS)- 2019 was organized by GST Bangalore Zone, at Bangalore West CGST Commissioner ate. Smt. Prajwala M N, IRS Deputy Commissioner of Central Taxes addressed the Members of Chemexcil and AEPC ON 29/11/2019

26	7 December, 2019	GST Stakeholder Feedback Diwas on New GST return System organized by CGST Bengaluru Zone Under the leadership of Pr.Cheif Commissioner Sh. DP Nagendra Kumar. Excellent participation from all Stakeholders on 7 th December 2019, More than 90 exporters were presence from Chemexcil 17 Members attended the Meeting at Principal Chief Commissioner of Central Tax, Bengaluru (Karnataka) Zone
27	17 December, 2019	Interactive Session on GST in Exports organized by EEPC and with representatives from over 60 Companies from Chemexcil 13 Members attended the Session Shri G Narayanswamy, Commissioner and Shri Amitesh Bharat Singh on 17.12.2019 at Vividus Hotel, Bangalore
28	19 December, 2019	Mr. S. Ziyaullah, IAS, Director, MSME, GoK inaugurated a Sensitization Workshop on Exports organized by VTPC in association with DGFT for Joint Directors and other Officers of the DICs, GoK was joined by Shri J V Patil, ITS, Addnl DGFT Bangalore on 19 December, 2019 at Visvesvaraya Trade Promotion Centre
29	14 February, 2020	CHEMEXCIL Organized workshop on "Credit Risk Management, Debt Recovery And International Arbitration and Membership Drive" to guide the exporters regarding what could go wrong in your business, and what prompt action to be taken if it does, protects your business significantly from loss of profits, damage to reputation and other negative repercussions. In today's tough economic and trade scenario, there is a need to focus on how each risk can be avoided or at least reduced on "14th February 2020 (Friday) The Pondicherry Chamber of Industries, Mettupalayam, Marie Oulgaret, Puducherry by ECGC Shri Ekambaram, Chennai
30	19 February, 2020	Interactive Meeting on "Developing Districts as Export Hubs" by Dr.B.Punnam Kumar Dy.DGFT on 19.02.2020 in the O/o Addl. Director General of Foreign Trade, 6th floor C Wing Kendriya Sadan, Koramangala, Bangalore (Shruthi Auditorium Mini Conference Hall), Trade Promotion Centre.



Regional Office- Kolkata

Sr. No.	Date	Sub of the Seminar / Meeting / Interactive Sessions
1.	5 April, 2019	Participated Kazakhstan-India Investment Forum was organized by the Embassy of Kazakhstan in India jointly with the Kazakh Invest and Merchant's Chamber of Commerce & Industry (MCCI) at Hotel Hindustan International, Kolkata. The ambassador H.E. Mr. Bulat Sarsenbayev, Ambassador of Kazakhstan in India spoke about the main areas of cooperation between Kazakhstan and India, outlined the areas of perspective cooperation between the two countries, and also informed participants of the Forum about the growth dynamics of bilateral trade cooperation, which has positive trend.
2.	31 May, 2019	Participated in the Interactive Session with Shri Vinit Kumar, IRSEE, Chairman, Kolkata Port Trust organized by at Lalit Great Eastern, Kolkata.
3.	9 July, 2019	Formal Inaugural Ceremony held on newly purchased Chemexcil Regional Office at Kolkata. The new office was inaugurated by Shri Adesh Kumar-Special Commissioner of Revenue Commercial Taxes, W.B. & PRO in presence of Shri B.B. Pal - Deputy Director General, DGCI&S and other dignitaries. The session was started by ribbon cutting ceremony by Shri Adesh Kumar-Special Commissioner of Revenue Commercial Taxes, W.B. & PRO followed by lighting the lamp.
4.	23 July, 2019	Attended an Interactive session on the Invoice Finance Advantage: Collateral- Free Trade Finance organized by FIEO in association with Drip Capital.
5	26 July, 2019	Attended a meeting with all Regional Executive Head of EPCs based in Kolkata on 'New prospects and emerging scenario for Indian industry in view of China- US trade war organized by DGFT.
6.	14 August, 2019	CTFL, jointly with Chemexcil organized interactive meeting with IIFT Faculty regarding Chemical Sector Specific Logistics problems with the Chemexcil member at RO-Kolkata office. Dr. Deepankar Sinha, Professor – IIFT, Kolkata attended the session and interacts with the member exporters.
7.	24 September, 2019	Attended a Brainstorming seminar on How to expand business in global market organized by Department of MSME & Textiles.
8.	25 September, 2019	CHEMEXCIL organized seminar jointly with Plexconcil and YES BANK on Export Incentive in the Changing Scenario, Issues & Challenges in Logistics and Key aspects of Banking Regulatory Guidelines on Exports, Interest Equalization Scheme And Export Finance.

9.	26 September, 2019	Participation in one-day Workshop for sensitising the exporters and importers regarding trade data improvement organized by DGCI&S.
10.	30 October, 2019	Participation in the Interactive session with Mr. Damiano Francovich, Consul General, Consulate of Italy in Kolkata organized by FIEO.
11.	6 November, 2019	Attended a consultative meeting for Bengal Business Conclave Organized by Govt. of West Bengal. Dr. Amit Mitra, Hon'ble Minister-in-charge for Finance, Industry, Commerce & Enterprises IT and Electronics, MSME and Textile delivered the key note address and informed about Bengal Business Conclave being organized at Digha, West Bengal on 11 th – 12 th December.
12.	12 December, 2019	Participation in interactive session regarding for the present scenario of export and strategic plan to improve the exports organized by MSME-DI, Kolkata, Ministry of MSME, Govt. of India.
13.	6 January, 2020	Attended meeting for export potential and areas of government intervention required for MSME organized by MSME, Govt. of West Bengal.
14.	28 February, 2020	CHEMEXCIL organized seminar jointly with O/o Addl. DGFT - Kolkata, Plexconcil, IPF & Drip Capital on Export Awareness Seminar and Interactive Session an Easy Solution For Working Capital Needs.

Regional Office- New Delhi

Sr. No.	Date	Meeting Organized / Associated
1	10 April 2019	Preparatory meeting on India - Nigeria Joint Trade Committee (JTC) under the chairmanship of JS, FT(Africa).
2	10 April 2019	Meeting held with Commissioner Single Window, CBIC relating to Integration of PGAs on e-Sanchit platform.
3	12 April 2019	Inter-Ministrial meeting in connection with Joint Administrative Committee under expanded India-Chile PTA held under the chairmanship of JS- FT(LAC).
4	22 April 2019	Meeting held with Secretary (Chemicals) relating to mandatory standards for some chemicals & petrochemicals.



5	22 April 2019	Preparatory meeting in connection with Joint Administrative Committee under expanded India-Chile PTA held under the chairmanship of JS- FT(LAC).
6	23 April 2019	Meeting held with President, India-Argentina Friendship Society & other LAC delegates to promote Business between India & Argentina / LAC.
7	29 April 2019	Meeting held with JS - E&MDA relating to Integration of PGAs on e-Sanchit platform and review of Export Performance.
8	29 April 2019	Interactive Meeting held with the delegation from Chile under the chairmanship of JS - FT(LAC) to promote Business between India & Chile.
9	30 April 2019	Roundtable discussion on "Sector Specific Logistics Performance Index" at IIFT.
10	6 May 2019	Meeting with CS / JS (LAC) during the release of study report conducted by RIS on India's economic engagements with LAC region.
11	28 May 2019	Meeting with Member (CBIC), Department of Revenue, Ministry of Finance to discuss the Pre-Budget Proposals for Union Budget 2019-20.
12	30 May 2019	11th Annual International G20 conference on "Global Cooperation for Inclusive Growth: Views from G20 Countries" organized by ICRIER.
13	6 June 2019	High level joint meeting of the Board of Trade and the Council of Trade Development and Promotion held under the chairmanship of Hon'ble Union Minister for Railways and Commerce & Industry, Shri Piyush Goyal at New Delhi.
14	7 June 2019	Interaction meeting chaired by Commerce Secretary with stakeholders of the identified lines for both China as well as US on at Udyog Bhawan, New Delhi.
15	11 June 2019	Meeting held with Shri Shyamal Misra, IAS, Joint Secretary – EP(CAP), MoC with stakeholders / exporters of chemicals, plastics & allied products Sector to identify initiatives to boost exports and to reduce.
16	13 June 2019	Meeting held with Shri Sanjay Chadha, Additional Secretary, DoC related to India - Korea CEPA upgrading negotiations-preparation for 8th round of negotiations.



17	18 June 2019	Meeting held under the Chairmanship of DGFT at Udyog Bhawan, New Delhi to review the EPCG Scheme and suggest measures to encourage domestic production of the capital goods.
18	24 June 2019	Meeting with Secretary CIB&RC under the Chairmanship of Shri Shyamal Misra, IAS, Joint Secretary – EP(CAP), Ministry of Commerce & Industry held at Udyog Bhawan, New Delhi.
19	25 June 2019	Outreach programme on Trade Remedies, organized by DGTR, Department of Commerce in coordination with Trade Bodies like FICCI, CII, ASSOCHAM, FIEO, EPCs, etc. and regional offices of DGFT and Customs at Country Inn & Suites by Radisson, Sector – 29, Gurugram, Haryana.
20	25 June 2019	Interactive meet chaired by Shri Som Parkash, Hon'ble MoS(C&I) with stakeholders / exporters of chemicals, plastics, minor forest produce & allied products sector in presence of Shri Shyamal Misra, IAS Joint Secretary - EP(CAP), DoC and other officials from various Ministries at Udyog Bhawan, New Delhi.
21	25 June 2019	Meeting held under the chairmanship of Commerce Secretary with the stakeholders from various EPCs, and DVC with Eol Washington DC, to discuss the opportunities to enhance India's export to USA at Udyog Bhawan, New Delhi.
22	27 June 2019	Meeting held under the chairmanship of Shri Keshav Chandra, IAS, Joint Secretary (Africa), Department of Commerce, on 27th June, 2019 at Udyog Bhawan, New Delhi to discuss the Trade barriers in the Africa and WANA region.
23	8 July 2019	First Meeting of the Steering Committee for INDIA CHEM 2020 held under the Chairmanship of Secretary, Department of Chemicals & Petrochemicals at Shastri Bhawan, New Delhi.
24	15 July 2019	Preliminary Meeting held with Smt. Alka Arora, Joint Secretary, MSME at Udyog Bhawan, New Delhi to identify such products which can be produced by MSMEs in India.
25	16 July 2019	8th Agrochemicals Conference 2019 “Role of Agrochemicals in Sustainable Farming” jointly organized by FICCI with Department of Chemicals & Petrochemicals and Department of Agriculture Cooperation & Farmers Welfare, Govt. of India at Hotel Taj Man Singh, New Delhi.



26	17 July 2019	Stakeholder Consultation on the Chemicals, Pharmaceuticals, Plastics, Rubber, Leather and Footwear sector held at Udyog Bhawan, New Delhi, under the Chairmanship of Shri Sudhanshu Pandey, Additional Secretary, Department of Commerce.
27	17 July 2019	Stakeholder Consultation with Shri Ajay Kumar Srivastava, Additional DGFT, Department of Commerce, on Rules of Origin for Chemicals, Petrochemicals and Plastics under RCEP organized by FICCI at Federation House, New Delhi.
28	23 July 2019	Stakeholder consultation meeting for inputs on tariff concessions to be negotiated with various Countries under RCEP on chemicals, pharma, plastics, rubber, leather, textiles etc. held under the chairmanship of Hon'ble CIM, Shri Piyush Goyal at Udyog Bhawan, New Delhi.
29	24 July 2019	Meeting held under the chairmanship of Shri Alok Vardhan Chaturvedi, DGFT to discuss and suggest measures to support domestic manufacturers of capital goods for strengthening of domestic production of capital goods for export promotion at Udyog Bhawan, New Delhi.
30	31 July 2019	Interactive Session with the Hon'ble CIM on "Emerging opportunities to enlarge India's exports to USA & China" organized by FIEO in association with Department of Commerce at Hotel The Ashok, Chanakya Puri, New Delhi.
31	2 August 2019	Organized interactive meeting of some of our members with the officials from CFTL, IIFT for seeking their inputs / suggestions related to Chemical Sector Specific Logistics Issues, on 02.08.2019 at IIFT Campus, New Delhi.
32	8 August 2019	Interactive Meeting held under the Chairmanship of AS&DC (MSME) with Industry Associations and Export Promotion Council's on "Global Value Chains: MSMEs Integration" to brainstorm various issues/challenges faced by the MSME Sector at MSME-DI Extension Centre, Connaught Circus, New Delhi.
33	9 August 2019	Preparatory meeting of Chemicals & Petrochemicals Advisory Forum held under the Chairmanship of Secretary(C&PC) at Shastri Bhawan, New Delhi.




34	26 August 2019	Meeting held under the chairmanship of Secretary (C&PC) to take a view of all stakeholders on the presentation given by CII on some key terms viz. Notification, Classification of Substance, Registration of priority substance, Authorization and restriction related to Draft Chemical Safety Rules at Shastri Bhawan, New Delhi.
35	26 August 2019	Meeting of Steering Committee to review implementation of Petrochemicals, Chemicals and Petrochemical Investment Regions (PCPIRs) held under the chairmanship of Secretary (C&PC) at Shastri Bhawan, New Delhi.
36	26 August 2019	Meeting held under the chairmanship of Shri Sanjay Chadha, Additional Secretary, DoC on India-US trade issues / barriers faced by the exporters at Udyog Bhawan, New Delhi.
37	27 August 2019	1st meeting of Chemicals and Petrochemicals Advisory Forum held under the chairmanship of Shri D.V. Sadananda Gowda, Hon'ble Minister for Chemicals & Fertilizers at FICCI, Federation House, Tansen Marg, New Delhi.
38	3 September 2019	Meeting of Empowered Committee (EC) to consider MAI proposals held under the Chairmanship of Dr. Anup Wadhawan, IAS, Commerce Secretary, at Udyog Bhawan, New Delhi.
39	4 September 2019	Stakeholders meeting on negotiations under the proposed Economic and Technology Cooperation Agreement (ETCA) with Sri Lanka held under the chairmanship of Shri Bhupinder S. Bhalla, IAS, Additional Secretary (South Asia), at Udyog Bhawan, New Delhi.
40	11 September 2019	Meeting on Trade Policy Instruments for Formulation and Implementation of Effective Development Strategy held under the chairmanship of Shri Piyush Goyal, Hon'ble CIM at Hotel Ashoka, Chanakya puri, New Delhi.
41	12 September 2019	Meeting of the Board of Trade and the Council of Trade Development and Promotion at New Delhi.
42	18 September 2019	Interaction Session with Shri Mansukh Mandaviya, MoS, Chemicals & Fertilizers on the occasion of AMAI Annual General Meet at The Taj Mahal Hotel, Man Singh road, New Delhi.
43	19 September 2019	Meeting on Stakeholders consultations on Chemicals and Pharma for the Regional Comprehensive Economic Partnership (RCEP) negotiations held under the chairmanship of Shri Piyush Goyal, Hon'ble CIM at Udyog Bhawan, New Delhi.



44	30 September 2019	Discussion on boosting investment in Chemicals and Petrochemicals sector in view of announcement made by Honble Finance Minister held under the chairmanship of Secretary (Chemicals), DCPC.
45	6 November 2019	Meeting held in the Ministry of Commerce under the chairmanship of Addl. DGFT (ABM) to discuss the Rules of Origin under the proposed India-EFTA (TEPA) negotiations.
46	13 November 2019	Meeting held in the Ministry of Commerce under the chairmanship of JS (LAC) seeking inputs / suggestions on India - Chile FTA expansion list.
47	19 November 2019	Participated alongwith some of our members in the Logistics Conclave & Conference organized by IIFT in association with our Council to discuss the issues and suggestions related to Logistics in Chemical Sector.
48	20 November 2019	Meeting held in DCPC under the Chairmanship of Secretary (C&PC) seeking suggestions regarding Future Vision & Research in Chemical & Petrochemical Sector.
49	27 November 2019	Meeting held in DCPC under the Chairmanship of Secretary (C&PC) with the Industry Associations to discuss the issue for putting certain chemicals in the "Restricted" list.
50	5 December 2019	MAI Sub Committee meeting held in the Ministry of Commerce under the chairmanship of JS(E&MDA) to discuss the MAI proposals for the FY 2020-21, along with our Executive Director.
51	9 December 2019	Meeting held in the Ministry of Commerce under the chairmanship of JS (Africa) seeking inputs / suggestions for India - Nigeria JTC.
52	10 December 2019	Meeting held in the Ministry of Finance under the chairmanship of Dr John Joseph, Member Tax Policy (CBIC) at North Block, New Delhi to discuss the pre-budget proposals for Union Budget 2020-21.
53	17 December 2019	Meeting held with Shri Vipin Menon, Addl DGFT seeking inputs for EFTA Rules of Origin on Chemicals at New Delhi.
54	19 December 2019	Meeting held under the chairmanship of Hon'ble Minister of Commerce & Industry at Udyog Bhawan, New Delhi on review of FTP and performance of EPCs / CBs, alongwith our Executive Director.



55	20 December 2019	Meeting held under the chairmanship of Shri Shyamal Misra, JS-FT(LAC) seeking inputs on the Peru's wish list for negotiations on India-Peru trade agreement.
56	23 December 2019	Meeting held with Shri Bipin Menon, Addl DGFT to discuss about import licensing of certain chemicals.
57	24 December 2019	Meeting held under the chairmanship of Shri Sudhanshu Pandey, Addl Secretary, DOC to discuss about import licensing of certain chemicals.
58	27 December 2019	Meeting held under the chairmanship of Ms Nidhi Mani Tripathi, JS-FT(EU), DOC seeking inputs on the issues to be discussed under proposed India-EU BTIA and trade with UK.
59	7 January 2020	Inter-Ministerial meeting for preparation to the first meeting of India-Norway DTI (Dialogue on Trade & Investment) held under the chairmanship of Ms Nidhi Mani Tripathi, IAS, JS-FT(Europe), in DOC.
60	8 January 2020	Stakeholder consultation meeting on the proposed Rules of Origin under the India-EU BTIA Trade negotiations held under the chairmanship of Mr Bipin Menon, Addl. DGFT in DOC.
61	9 January 2020	Preparatory meeting for inputs to be taken up in the meeting of India-South Africa Sub-Commission on Trade, Economic and Technical Cooperation, held with Mr Praveen Kumar, Joint Director (Africa) in DOC.
62	10 January 2020	First meeting of the Sub-Committee of Exports for Chemical / Pharma etc constituted by O/o DC MSME for Promotion and Development of MSME Sector, held under the chairmanship of Ms Mandeep Kaur, Joint DC, at Nirman Bhawan, New Delhi.
63	15-16 January 2020	6th National Standards Conclave organized by DOC and BIS in collaboration with CII, EIC, NABCB and Centre for Research on International Trade at Hotel Oberoi, New Delhi.
64	16 January 2020	1st Session of India-Norway Dialogue on Trade & Investment (DTI) held at CSOI, K G Marg, New Delhi.
65	21 January 2020	Preparatory meeting for inputs to be taken up under India-UK (JWG), held under the chairmanship of Ms Nidhi Mani Tripathi, JS-FT(Europe), in DOC.



CHEMEXCIL'S COMPLETED EVENTS DURING THE YEAR 2019-20 UNDER MAI

Brief About Each Event

19th China Interdye 2019 held in Shanghai, China from 10-12 April, 2019

The 19th China Interdye Exhibition 2019 was a premier show for Dyes and Dye Intermediates, Pigments and Textile Chemical industry which was held at Shanghai World Expo Exhibition & Convention Centre (SWEECC), Shanghai, China from 10th -12th April 2019.

CHEMEXCIL along with SHEFEXIL had organized an India Pavilion which was spread over an area of 1795 sq m in the Hall 1 with 98 member-companies of CHEMEXCIL and 11 member companies of SHEFEXIL participated in it.

The India pavilion was inaugurated by Mr. Anil Kumar Rai, Hon'ble Consul General of India to Shanghai along with Mr Li Lingshen, Vice Chairman of China National Textile and Apparel Council, Mr. Shi Xianping President of China Dyestuff Industry Association, Shri Ajay Kadakia – Chairman, Shri Satish Wagh – Past Chairman of CHEMEXCIL, Shri Bhupendra Patel – Gujarat Regional Chairman CHEMEXCIL and Executive Director, CHEMEXCIL & SHEFEXIL.

The show was attended by more than 650 domestic and overseas exhibitors from 17 countries and visitors from 40 different Countries and regions. More than 8000 exhibitor representatives attended the exhibition. 16,683 visitors (60,438 arrival times) from 59 countries and regions came to visit the exhibition. India Pavilion was the largest at this show. Along with the exhibition, 13 high-quality seminars and professional events were also organized with more than 4200 industry insiders participated in it. The exhibition provided an excellent opportunity to the Indian manufacturers/ exporters to showcase their products and interact with the prospective buyers of the dyes and dyestuff industry on a common platform for expansion of their business in the International marketplace.

Beautyworld Middle East 2019 Exhibition held in Dubai, UAE from 15-17 April 2019

The Beautyworld Middle East 2019 Exhibition was three days event held from 15 to 17 April 2019 at Dubai International Convention Centre (Formerly Dubai World Trade Centre), Dubai, UAE and organized by the M/s. Frankfurt Middle East GmbH.

CHEMEXCIL along-with Indian Trade Promotion Organisation (ITPO) had organized an India Pavilion by booking a space of 174 sq. m. in Trade Centre Arena at Sheikh Saeed Hall which is reserved for International Pavilions. There were total 20 stalls in the Indian Pavilion, out of which 9 exhibitors had showcased their products under the umbrella of CHEMEXCIL.

The Indian Pavilion was also graced by H.E Shri Vipul, Consul General of India, UAE who interacted with the stall holders in the Indian Pavilion to understand about their activities in the MEA region.

As the largest International Trade fair for beauty products, Hair, Fragrances in the Mid-East & Africa (MEA), this exhibition attracts around 37,000 trade visitors and beauty professionals from 143 countries across the world. The show provides the participants an opportunity to tap the lucrative beauty and personal care market in MEA which is currently around USD 34.9 Bn (2019) and expected to touch USD 43.4 Bn in 2022 at a CAGR of 7.5%.

The 2019 edition of the show featured 1790 exhibitors from 66 countries spread over a sprawling area of 60,000 sqm.

The show also had excellent international presence of 25 country pavilions including India, China, Thailand, Morocco, Turkey, USA, Pakistan, Korea, France, Brazil etc.

KOREA CHEM 2019 held in Seoul, Korea Rp. from 16-18 April, 2019

CHEMEXCIL has participated with 19 member-companies of CHEMEXCIL in the exhibition under the umbrella of India Pavilion.

Shri Satish Sivan, Deputy Chief of Mission, Embassy of India, Seoul, Republic of Korea along with Shri Prafulla Walhe, Deputy Director, CHEMEXCIL and other dignitaries on April 16, 2019 at Hall 5, KINTEX 1, Seoul, Republic of Korea inaugurated the exhibition.

With showing the chemical processing & equipment and fine chemicals, KOREA CHEM was an opportunity for the Indian Exporters to initiate or expand market share in Korea as well as Asia-Pacific Region and positioning one's brand, promoting new products & technology and building new partnerships in the industry!

Korea Chem 2019 was the response to the recognition of huge investing opportunities in Chemicals, Dye Intermediates, Cosmetics, Essential Oils & Fine Chemical industries. The tradeshow aimed to provide a useful commercial platform for exhibitors and visitors from all related fields to cooperate and build up a firm position for their business in the growing market of Republic of Korea.

Korea Chem 2019 was targeted to attract those in exports of Cosmetics, Essential Oils, Fine Chemicals, Dye Intermediates, etc.

Color & Spechem and Agri Vietnam Exhibition 2019 held in Ho Chi Minh City, Vietnam from 26-28 June, 2019


Color & Spechem and Agri Vietnam Exhibition 2019 organized by the China National Information Centre (CNCIC) and VEAS Co. Ltd. from 26th June to 28th June, 2019 at the Saigon Exhibition and Convention Centre (SECC), Ho Chi Minh City, Vietnam.

The Council had booked an area of 126 sq mt for organizing its India Pavilion wherein 21 Indian exporters had showcased their products and promoted Brand India.

CHEMEXCIL's Indian pavilion was inaugurated by H.E. Dr Srikar Reddy Hon'ble Consul General of India, Ho Chi Minh City, Vietnam, along with Mr. Ajay Kadakia Chairman - Chemexcil and Mr. S.G Bharadi, Executive Director, Chemexcil. The members-exporters were happy to interact with the visiting dignitaries.

Three days exhibition attracted from 15 countries like USA, Germany, Italy, India, Netherland, Spain, Russia, Singapore, South Korea, Japan, Thailand, Malaysia, Taiwan, China and Vietnam who had put-up stalls in the entire convention Centre.

Color & Spechem and Agri Vietnam 2019 exhibition evinced good response with more than 100 visitors to Chemexcil stall / pavilion. These visitors were from local Vietnamese companies and also surrounding countries who were interested in co-operating with Indian companies.



Also, in coordination with CHEMEXCIL, Consulate General of India in HCMC, Vietnam had also organized B2B Meet on CHEMICAL INDUSTRY India and Vietnam at Rex Hotel, Ho Chi Minh City (Sunflower Hall, 1st floor), No.141 Nguyen Hue Street, District 1, Hoc Chi Minh City, Vietnam, on 27th June, 2019.

Buyer Seller Meet held in Bangkok, Thailand on 1st July, 2019

CHEMEXCIL in co-ordination with Embassy of India in Bangkok, Thailand had organized a Buyer Seller Meet at Hotel PULLMAN BANGKOK GRANDE SUKHUMVIT, 30 SUKHUMVIT 21 (ASOKE) ROAD, BANGKOK 10110 THAILAND on 1st of July, 2019.

Total 27 member-exporters from CHEMEXCIL and around 68 importers / buyers of Chemicals / Dyes and Cosmetic sectors attend the above event.

The BSM was inaugurated by H.E. Mrs. Suchitra Durai - Ambassador of the Republic of India to Thailand. The event was also attended by Mrs. Alpana Dubey, Deputy Chief of Mission and Deputy PR to UNESCAP, Mr. Khimisra - Advisor Federation of Thai Industries (FTI) Chemical Club of Thailand (TBC), Ms. Petcharat Eksangkul, Chairperson - Chemical Industry Club - FTI, Mr. Ravi Sehgal - President, India-Thai Chamber of Commerce all of whom had urged the Thai companies to look at a new and fast-growing India.

In the above event, the welcome address was given by Mr. Ajay Kadakia, Chairman - CHEMEXCIL.

In his address, he introduced CHEMEXCIL and briefed its export performance and promotional activities. In his inaugural Address, the H.E. Mrs. Suchitra Durai - Ambassador of the Republic of India to Thailand, invited the Thai companies to look at opportunities for further engagement with India. She briefed about the Government of India's initiative 'Make in India' program with the aim to promote manufacturing in India. She delivered that the program includes major new initiatives designed to facilitate investment, foster innovation, protect intellectual property, and build best-in-class manufacturing infrastructure.

Mr. S.G Bharadi, Executive Director - CHEMEXCIL had given detailed presentation about Chemexcil and Indian Chemical Industry with export statistics of all our products and also invited Thailand businessman to come to India in the upcoming CAPINDIA Show from 2nd - 4th December, 2019 at Mumbai, India.

Embassy of India, Bangkok, Thailand had provided tremendous support regarding the telemarketing service for mobilizing Buyers / importers of this event.

For wide publicity of the event, CHEMEXCIL has given an advertisement in local news paper in Thai language in "Krungthep Turakij" newspaper as per the directive of the Embassy.

Agri Business Global (ABG) Trade Summit held in New Jersey, USA from 30th July to 1st August, 2019.

In order to leverage and capitalize the prevailing business opportunities in the US market to our advantage, the Council had decided to participate in the Agri Business Global (ABG) Trade Summit scheduled from 30th July to 1st August 2019 at Atlantic City, New Jersey, USA.

Total 15 member-exporters from CHEMEXCIL had participated in the said project. In addition to these another 15 members had also participated in the said project directly.

It may be noted that the ongoing US-China trade war has offered Indian exporters an excellent opportunity to help actualize \$5 trillion economy mark as envisioned by the Government. Taking into account that the global trade dynamics are rapidly changing and being WTO-compliant in the coming days, it is felt that the Indian exporters need to enhance their operational capabilities. Therefore, a commodity wise analysis has been carried out by the Ministry of Commerce & Industry on the top products lines where India can be an excellent supplier to both China and the US. Further, if the Indian exporters are not able to encash on the opportunities arising out of the US-China trade spat, the country would also miss an opportunity in achieving the \$5 trillion mark.

The Council had also received communication from Embassy of India, Washington DC, USA to mount a delegation to USA for having discussion with the members of National Association of Chemical Distributors (NACD), USA. The Council has already written a letter to the Embassy of India, Washington about this delegation with a request to fix up meetings with the NACD. We have also received confirmation from the Ambassador of India to USA for appointment and discussion with Consular (Commercial), Embassy of India, Washington DC on 2nd August, 2019.

38th Dye + Chem Bangladesh Exhibition 2019 held in Dhaka, from 4-7 September, 2019

38th Dye+Chem Bangladesh Exhibition' 2019 organized by "CEMS-Global USA' and "CEMS Bangladesh" from 4 - 7 September, 2019 at the International Convention City, Bashundhara, Dhaka, Bangladesh.


The Council had booked an area of 150 sq mt for organizing its India Pavilion at Level 2, Hall 5 of International Convention City Bashundhra (ICCB), Dhaka wherein 25 Indian exporters had showcased their products.

CHEMEXCIL's Indian pavilion was inaugurated by Dr. Pramyesh Basall, Second Secretary (Commerce) / Commercial Representative, High Commission of India to Bangladesh along with Mr. Deepak Gupta, Deputy Director- Chemexcil and Mr. Soumen Guha-Regional Officer, RO Kolkata, Chemexcil.

Dye+Chem Bangladesh Exhibition' 2019 evinced good response with around 200 visitors to Chemexcil's India pavilion for their sourcing requirements and networking with Indian exhibitors.

Dye+Chem Bangladesh exhibition is an exclusive and most prestigious International Exhibition in Bangladesh devoted to focus on all kinds of Dyes and Fine & Specialty Chemicals for the Bangladesh Industry and specially USD 32 Bn Ready Made Garments (RMG) sector. This exhibition is the gateway to the Dyes and Fine & Specialty Chemicals sector of Bangladesh and a perfect B2B platform for overseas manufacturers of Dyes & Dyes Intermediate, Basic chemicals to showcase their products under one roof. This expo has provided an interactive platform for Exhibitors to generate business through displays / direct interaction with the Buyers.

The exhibition venue was spread over 80,000m² for all the three concurrent shows, evincing participation of reputed producers from around the world. There were total 1250 exhibitors from domestic industry and other countries such as India, China, Turkey, Spain, Indonesia,



Sri Lanka, Japan, Italy, Taiwan, Pakistan, Russia, South Korea, France, USA, Germany, Philippines, and Myanmar etc. The exhibits scope varied from textile chemicals such as dyestuffs, pigments, intermediates to textile machinery, fibers, yarns, color card, etc. The exhibition was attended by over 10,000 visitors.

Buyer Seller Meet to Japan & Taiwan

BSM at Taiwan

CHEMEXCIL organized Buyer Seller meet at 4th Floor, VIP Room (330 square meter) Taipei International Convention Centre, No. 1, Section 5, Xinyi Road, Xinyi District, Taipei City, Taiwan 110 on 16th September, 2019 from 10.45 to 17.00 hrs.

The BSM was inaugurated by Shri Sridharan Madhusudan, The Director General, India-Taipei Association (ITA), on 16 September 2019 at 10.45am along with Shri Ajay Kadakia, Chairman Chemexcil.

Altogether 29 Chemexcil member-exporters participated in this meeting. About 26- meetings in one day among 29 Indian companies were organized with active support of India Taipei Association. Altogether 60 visitors visited this BSM which included importers/buyers of various chemical products

Target visitors: - Dyes and Dye Intermediates, Organic, Inorganic Chemicals including Agrochemicals, Specialty Chemicals, Soaps Cosmetics and Toiletries Essential Oil Castor Oil and its derivatives.

BSM at Japan

CHEMEXCIL organized Buyer Seller meet at Vivekananda Cultural Centre Embassy of India, Tokyo 2-2-11 Kudan-Minami, Chiyoda-ku, Tokyo 102-0074 on 18th September 2019 from 10.45 to 17.00 hrs.

The BSM was inaugurated by H.E. Mr. Sanjay Kumar Verma Ambassador of India to Japan, Embassy of India, Tokyo, Japan on 18th September 2019 at 10.45 am along with Shri Ajay Kadakia, Chairman Chemexcil. Altogether 155 visitors visited this BSM which included importers/buyers of various chemical products

Altogether 30 Chemexcil member-exporters participated in this meeting.

About 67 meetings in one day among 30 Indian companies and 79 Japanese companies.

Target visitors: - Dyes and Dye Intermediates, Organic, Inorganic Chemicals including Agrochemicals, Specialty Chemicals, Soaps Cosmetics and Toiletries Essential Oil Castor Oil and its derivatives.

Intex South Asia 2019 Exhibition held in Colombo, Sri Lanka from 13-15 November, 2019

Intex South Asia 2019 Exhibition organized by the by M/s. Worldex India Exhibition & Promotion Pvt. Ltd. from 13th November to 15th November, 2019 at the Bandaranaike Memorial International Conference Hall, Colombo, Sri Lanka.

Altogether 12 Chemexcil member-exporters participated in this Exhibition.

Intex South Asia provides a one-stop comprehensive sourcing & trading platform for global apparel manufactures, international sourcing & buying offices, buying houses, apparel brands & retailers, etc. who are constantly looking to source yarns, apparel & denim fabrics, clothing accessories, dyes & Chemicals and allied services from quality suppliers across the world. This year, 250 suppliers from 15 countries and region to exhibit and showcase their latest textile innovations to the leading buyers from South Asia and other international markets.

The 5th edition has witnessed 200+ quality suppliers from 12 countries and regions showcasing top quality yarns, apparel fabrics, denim fabrics, chemicals, clothing accessories and allied services. The Indian Pavilions at Intex South Asia has organized by The Cotton Textiles Export Promotion Council (TEXPROCIL), Federation of Indian Export Organizations (FIEO) and Basic Chemicals, Cosmetics & Dyes Export Promotion Council (CHEMEXCIL) under Ministry of Commerce & Industry, Government of India. Also, Taiwan Textile Federation, KOTRA Colombo and The Indonesian Embassy in Sri Lanka has organized Smart Textiles Showcase Pavilions respectively at this edition.

This year, introducing “Indian Textile Dyes & Chemicals Zone” which would be represented by leading textile chemicals, dyes intermediates, pigments and auxiliaries’ companies. With the growth of textile dyes and chemicals imports to Sri Lanka, Indian companies under this zone would find it fruitful to connect with their Sri Lankan counterparts to explore business opportunities. With the inclusion of this pavilion, Intex South Asia has successfully integrated the textile value chain at a single global trading platform.

Buyer Seller Meet held in Mauritius on 3rd February, 2020.


CHEMEXCIL in association with High Commission of India in Port Louis, Mauritius had organized a Buyer Seller Meet at Labourdonnais Waterfront Hotel, Caudan Waterfront, P.O. Box 91, Port Louis, Mauritius on 3rd of February, 2020.

In around 92 importers / buyers of Chemicals / Agro Chemicals / Dyes and Cosmetic sectors attend the above event and around 111 meetings have been done during the event. Total 35 member-exporters from CHEMEXCIL were attending the event in Mauritius, Kenya and Tanzania.

In the above event, the welcome address was given by Mr. Soumen Guha, Regional Officer CHEMEXCIL. In his address, he introduced CHEMEXCIL and briefed its export performance and promotional activities and also he mentioned that this BSM is a very important event from the Council’s point of view as it would bridge information gap, strengthen the existing contacts and develop the new ones.

The BSM was inaugurated by H.E. Shri Tanmaya Lal, Hon’ble High Commissioner of India to Mauritius. In his inaugural address Shri Tanmaya Lal recalled that bilateral relations between India and Mauritius go back in history, and both the countries have had very close historical interaction and shared vision on various aspects. He said this is an ideal platform for meeting potential buyers. This event will provide the unique opportunity to major buyers of Mauritius to interact with Indian manufacturer for sourcing their product requirements from India.

Mr. Janesh Kain - Deputy High Commissioner, Mrs. Anjali Jalota - Marketing Assistant, Commercial Wing had also attended and coordinated CHEMEXCIL to organize the event.



TV Medias were invited by the High Commission of India in Mauritius to cover and vast exposure of this event.

We are extremely thankful and grateful to H.E. Shri Tanmaya Lal, Hon'ble High Commissioner of India to Mauritius and his team for proactively taking all the required measures to ensure that, this BS Meet turns out to be a grand success.

Buyer Seller Meet held in Kenya on 5th February, 2020.

CHEMEXCIL in association with High Commission of India in Nairobi, Kenya had organized a Buyer Seller Meet at Inter-Continental Hotel, City Hall Way, P.O. Box 30353, City Square, Nairobi 00100, Kenya on 5th of February, 2020.

In around 105 importers / buyers of Chemicals / Agro Chemicals / Dyes and Cosmetic sectors attended the above event and around 251 meetings have been done during the event.

In the above event, the welcome address was given by Mr. Soumen Guha, Regional Officer-CHEMEXCIL. In his address, he introduced CHEMEXCIL and briefed its export performance and promotional activities and also mentioned that this BSM is a very important event from the Council's point of view as it would bridge information gap, strengthen the existing contacts and develop the new ones. Before concluding his welcome address, he mentioned that he was confident of the Indian delegates and the importers/buyers of Kenya would get maximum benefit out of this BSM and would provide a platform for tremendous business opportunities, for getting into Joint Ventures, Technology transfers & marketing arrangements, with business partners from Kenya and presented film about Chemexcil.

The BSM was inaugurated by H.E. Shri Rahul Chhabra, Hon'ble High Commissioner of India to Kenya. In his inaugural address Shri Rahul Chhabra briefed about the Government of India's initiative 'Make in India' program with the aim to promote manufacturing in India. He delivered that the program includes major new initiatives designed to facilitate investment, foster innovation, protect intellectual property, and build best-in-class manufacturing infrastructure.

Mr. Bharat B. Suri – Attaché (com/Ed) and Mr. Edwin Madegwa, Commercial Wing from High Commission of India in Nairobi office had also attended and coordinated CHEMEXCIL to organize the event.

We are extremely thankful and grateful to H.E. Shri Rahul Chhabra, Hon'ble High Commissioner of India to Kenya and his team for proactively taking all the required measures to ensure that, this BS Meet turns out to be a grand success.

Buyer Seller Meet held in Tanzania on 7th February, 2020.

CHEMEXCIL in co-ordination with High Commission of India in Dar-es-salaam, Tanzania had organized a Buyer Seller Meet at DAR-ES-SALAAM SERENA HOTEL, Ohio Street, P.O BOX 791, Dar es Salaam, Tanzania on 7th of February, 2020.

In around 164 importers / buyers of Chemicals / Agro Chemicals / Dyes and Cosmetic sectors were attending the above event and around 314 meetings have been done during the event.

The BSM was inaugurated by Hon'ble H. E. Shri Sanjiv Kohli, High Commissioner of India in Tanzania. The event was also attended by Mr. Godfrey Simbeye, Executive Director of Tanzania Private Sector Foundation, Mr. Paul Koyi – President of Tanzania Chamber of Commerce, Industry and Agriculture, Mr. Subhash Patel, Chairman of Confederation of Tanzania Industries all of whom had urged the Tanzanian companies to look at a new and fast growing India.

In the above event, the welcome address was given by Mr. Soumen Guha, Regional Officer CHEMEXCIL. In his address, he introduced CHEMEXCIL and briefed its export performance and promotional activities and presented film about Chemexcil.

In his inaugural address Shri Sanjiv Kohli said the objective of this BSM is to promote India's capabilities as a supplier to steady and sustainable, low cost international quality product to Tanzania. This is an ideal platform for meeting potential buyers, dealers and end users of chemicals. This event will provide the unique opportunity to major buyers of Tanzania to interact with Indian manufacturer for sourcing their product requirements from India as well as establishing joint ventures.

Mr. R. Chandramouli – Deputy High Commissioner and Mr. Raj K Ganger - Second Secretary had also attended and coordinated CHEMEXCIL to organize the event. Moreover, High Commissioner of India in Tanzania had provided tremendous support regarding mobilization of Buyers / importers of this event. For wide publicity of the event, High Commissioner of India in Tanzania has given an advertisement in local news paper.

All Print and TV Medias were invited by the High Commission of India in Tanzania to cover and vast exposure of this event. Moreover, High Commission of India in Tanzania took initiative to communicate directly to Shri Gagan Gupta - President of Indian Business Forum, Shri Subhash Patel - Chairman - Confederation of Tanzania Industries, Shri Zaveri – Vice Chairman and Mr. Godfrey Simbeye -Executive Director – Tanzania Private Sector Foundation, Mr. Paul Koyi – President of Tanzania Chamber of Commerce, Industry and Agriculture, Ms. Noreen L. Mawalla, Executive Director, Tanzania Business Women Association (TABWA), and other various trade bodies in Tanzania and requested them to disseminate this Buyer Seller Meet information among their members for mobilizing more buyers in this event.

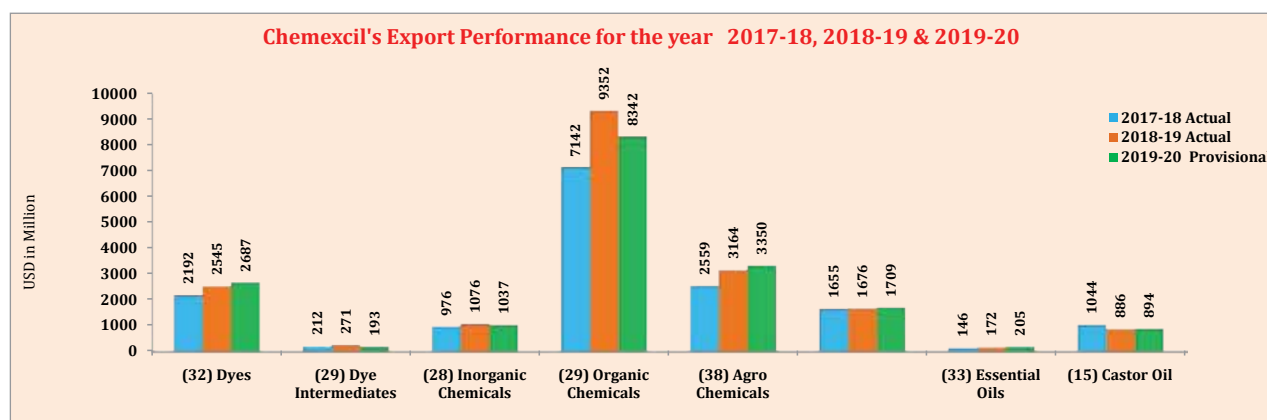
We are extremely thankful and grateful to H.E. Shri Sanjiv Kohli, Hon'ble High Commissioner of India to Tanzania and his team for proactively taking all the required measures to ensure that, this BS Meet turns out to be a grand success.

CHEMEXCIL's EXPORT PERFORMANCE

CHEMEXCIL'S EXPORT PERFORMANCE FOR THE YEARS 2017-18, 2018-19 & 2019-20

Chapter No./Panel	2017-18 Actual	2018-19 Actual	2019-20 Provisional	% growth
Dyes & Dye Intermediates	2404	2816	2880	2
(32) Dyes	2192	2545	2687	6
(29) Dye Intermediates	212	271	193	-29
Inorganic, Organic & Agro Chemicals	10677	13592	12729	-6
(28) Inorganic Chemicals	976	1076	1037	-4
(29) Organic Chemicals	7142	9352	8342	-11
(38) Agro Chemicals	2559	3164	3350	6
Cosmetics, Toiletries & Essential Oils	1801	1848	1914	4
(33) Cosmetics & (34) Toiletries	1655	1676	1709	2
(33) Essential Oils	146	172	205	19
(15) Castor Oil	1044	886	894	1
Total	15927	19142	18418	-4

Source: DGCI&S





TOP 25 COUNTRIES OF EXPORTS OF CHEMEXCIL ITEMS FOR THE YEARS 2017-18, 2018-19 & 2019-20

USD in Million

COUNTRY	2017-18 Actual	2018-19 Actual	% growth	2019-20 Provisional	% growth
CHINA P RP	2333	3379	45	2755	-18
U S A	1724	2108	22	2198	4
BRAZIL	708	938	33	1008	7
INDONESIA	542	771	42	692	-10
SAUDI ARAB	695	581	-16	681	17
NETHERLAND	599	634	6	607	-4
MALAYSIA	389	596	53	587	-1
U ARAB EMTS	494	539	9	518	-4
JAPAN	444	447	1	511	14
GERMANY	402	459	14	473	3
BANGLADESH PR	384	429	12	453	6
TURKEY	361	378	5	435	15
BELGIUM	378	431	14	412	-4
SPAIN	336	396	18	371	-6
SINGAPORE	389	341	-12	370	8
KOREA RP	357	422	18	353	-16
THAILAND	315	504	60	347	-31
FRANCE	311	303	-2	323	7
ITALY	256	287	12	294	2
IRAN	164	184	12	290	58
MEXICO	211	294	40	249	-15
VIETNAM SOC REP	191	230	21	248	8
SWITZERLAND	183	208	14	243	16
U K	210	255	21	240	-6
PAKISTAN IR	366	519	42	233	-55
TOTAL EXPORTS OF TOP 25 COUNTRIES	12740	15633	23	14891	-5
CHEMEXCIL'S TOTAL EXPORTS	15927	19142	20	18418	-4
SHARE % TOTAL CHEMEXCIL'S EXPORTS	80	82	2	81	-1

Source: DGCI&S

CHAPTERWISE- REGIONWISE EXPORTS FOR THE YEAR 2017-18, 2018-19 & 2019-20

USD in Million

CHAPTER / REGION	AFRICA & WANA COUNTRIES			ASEAN COUNTRIES			CIS COUNTRIES			LATIN AMERICAN COUNTRIES (LAC)			EUROPEAN UNION			NORTH AMERICA			GENERAL AREA			CHAPTERWISE TOTAL		
	2017- 18	2018- 19	2019- 20	2017- 18	2018- 19	2019- 20	2017- 18	2018- 19	2019- 20	2017- 18	2018- 19	2019- 20	2017- 18	2018- 19	2019- 20	2017- 18	2018- 19	2019- 20	2017- 18	2018- 19	2019- 20	2017- 18	2018- 19	2019- 20
DYES (32)	143	159	178	293	343	350	22	25	32	217	248	266	464	479	497	245	290	279	768	958	1028	2151	2502	2630
DYE INTERMEDIATES (29)	3	4	5	12	13	10	1	1	0	5	4	3	22	34	34	23	26	22	146	190	118	211	270	192
INORGANIC CHEMICALS (28)	145	146	136	153	186	184	19	28	22	38	48	40	128	130	116	98	109	119	322	347	316	902	994	932
ORGANIC CHEMICALS (29)	310	342	346	932.9	1457	1266	53	46	50	250	244	252	1154	1410	1358	759	1068	1073	2693	3894	3091	6153	8460	7436
AGRO CHEMICALS (38)	281	350	385	267.4	313.1	296.8	25	43	57	543	823	895	355	402	438	531	656	698	537	547	545	2539	3133	3316
COSMETICS (33) & SOAPS, TOILETRIES (34)	229	250	265	185	178	194	19	21	22	68	65	66	124	119	130	195	184	194	518	532	514	1338	1350	1385
ESSENTIAL OILS (33)	13	25	46	22.3	27.28	28.2	0	0	0	3	2	2	33	36	37	35	37	33	24	32	31	130	159	178
CASTOR OIL (15)	12	13	15	54	45	38	9	8	10	17	8	9	309	236	273	115	101	104	516	462	429	1033	873	880
TOTAL	1136	1287	1376	1920	2563	2368	147	173	193	1139	1441	1535	2588	2844	2883	2002	2471	2523	5524	6962	6072			

Source: DGC&S



PANEL - 1: DYES (CHAPTER 32) & DYE INTERMEDIATES (CHAPTER 29)

OVERVIEW OF INDIAN DYESTUFF INDUSTRY

The Indian dyestuff industry plays a vital role in the economic development of the country. It is one of the core chemical industries in India. It is also the second highest export segment in the chemical industry. Maharashtra and Gujarat account for 90% of dyestuff production in India due to the availability of raw materials and dominance of textile industry in these regions. The major users of dyes in India are textiles, paper, plastics, printing ink and foodstuff industries. The textiles sector consumes around 80% of the total production due to high demand for polyester and cotton, globally.

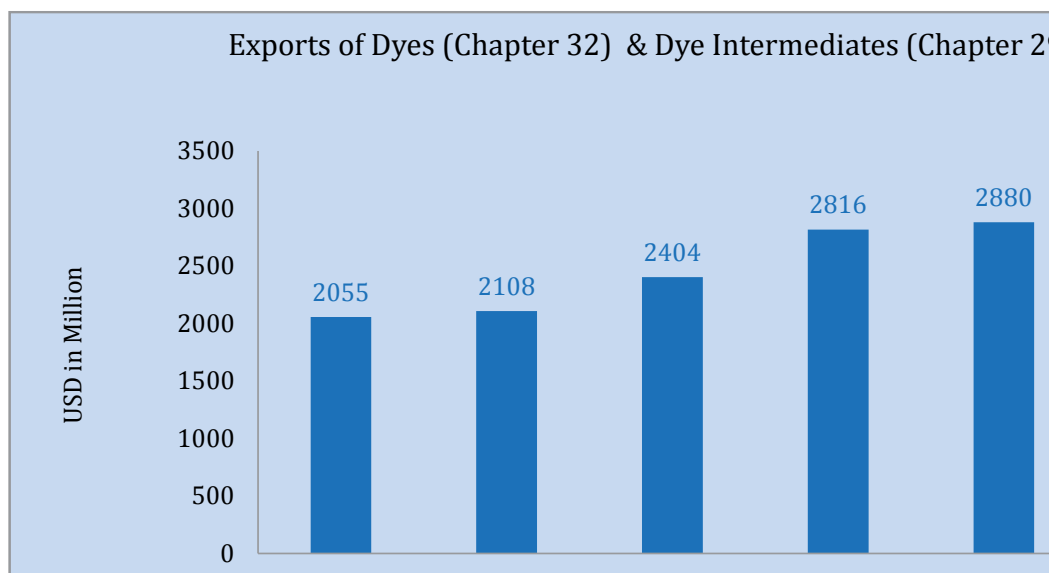
At present, India contributes about 16% of the share in the global market with a CAGR of more than 15% in the last decade. The dye markets are mostly dominated by reactive and disperse dyes. The demand for reactive and disperse dyes is expected to grow in future as these two dyes are dominant in all the regions. The demand for reactive and disperse dyes are common in all the regions whereas disperse vat and other dyes are stagnant. In the Asian region, China, Korea and Taiwan are strong players in disperse dyes, while India leads in the production of reactive dyes due to an availability of intermediate vinyl sulphone in the country.

The growth of dye sector in the future continues to depend on the performance of end user industries like paints, textiles, printing inks, paper, plastics and foodstuffs. The changing customer preferences, boom and expansion of infrastructure in certain parts of the world creates new market opportunities for the dye industry. The industry is likely to see many new dyeing technologies coming into the market with the help of good technical expertise and R&D achievements.

It is a known fact that Normally China was the main Intermediates supplier of Global markets and many of the Dyes & Dye Intermediates Industries in China are facing Environmental Problems as a result maximum companies are closed down their production. Since they are not able to fulfil global demand of the said products, global players are now procuring such materials from India and therefore, exports of Dyestuffs from India are showing increasing trend.

The total export performance of Dyes and Dye Intermediates during the period April 2019 to March, 2020 is US \$ 2880 million as compared to US \$ 2816 million of the corresponding period of previous year, registering a growth of 2%.

EXPORTS OF DYES (CHAPTER 32) & DYE INTERMEDIATES (CHAPTER 29)

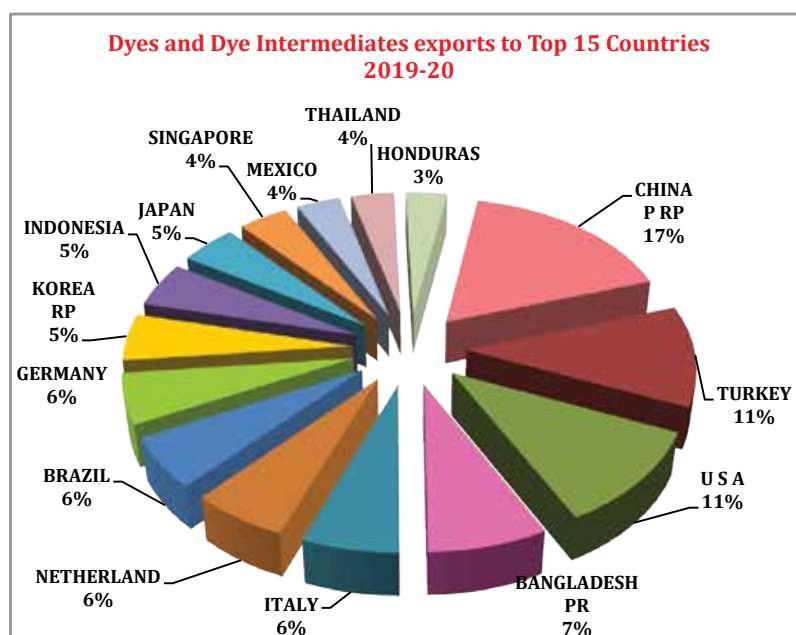


USD in Million

Year	2015-16	2016-17	2017-18	2018-19	2019-20
Export	2055	2108	2404	2816	2880

Source: DGCI&S

Export of Dyes and Dye Intermediates to Top 15 Countries 2019-20



USD in Million

YEAR	CHINA P R P	TURKEY	U S A	BANGLADESH PR	ITALY	NETHERLAND	BRAZIL	GERMANY	KOREA RP	INDONESIA	JAPAN	SINGAPORE	MEXICO	THAILAND	HONDURAS
2019-20	343	226	219	149	121	120	115	112	105	101	91	80	71	70	67
2018-19	298	175	237	146	119	111	106	110	147	102	86	74	71	84	62
2017-18	190	175	206	121	101	103	95	109	112	86	67	78	54	71	49

Source: DGCI&S

EXPORTS OF DYES (CHAPTER 32) TO TOP COUNTRIES FOR THE YEARS 2017-18, 2018-19 & 2019-20

USD in Million

Country	2017-18 (Actual)	2018-19 (Actual)	% growth	2019-20 (Provisional)	% growth
CHINA P RP	127	202	59	287	42
TURKEY	170	169	-1	221	31
U S A	185	213	15	199	-6
BANGLADESH PR	120	145	21	149	2
ITALY	101	118	17	118	0
BRAZIL	93	103	10	112	9
NETHERLAND	97	99	2	108	10
GERMANY	103	102	-1	104	2
INDONESIA	81	96	18	97	1
KOREA RP	69	97	40	81	-16
SINGAPORE	77	74	-5	80	9
JAPAN	63	77	23	78	2
MEXICO	52	69	33	69	0
HONDURAS	49	62	27	67	7
THAILAND	65	78	19	64	-17
TOTAL EXPORTS OF DYES TO TOP 15 COUNTRIES	1452	1703	17	1835	8
CHEMEXCIL'S TOTAL EXPORT OF DYES	2192	2545	16	2687	6
% OF TOP 15 EXPORTING COUNTRIES	66	67		68	

Source: DGCI&S

EXPORTS OF DYES (CHAPTER 32) THROUGH MAJOR PORTS FOR THE YEAR 2017-18, 2018-19 & 2019-20

USD in Million

PORTS	2017-18 (Actual)	2018-19 (Actual)	% growth	2019-20 (Provisional)	% growth
NHAVA SHEVA SEA	880	968	10	1017	5
ICD SABARMATI	717	716	0	725	1
HAZIRA PORT, SURAT	162	239	0	310	0
ICD THAR DRY PORT	35	90	0	112	0
MUNDRA	47	106	0	109	0
SEZ Dahej	76	96	0	108	0
MUMBAI AIR	35	49	39	54	9
ICD ANKLESHWAR	55	55	0	34	0
PETRAPOLE LAND	24	25	6	31	24
PIPAVAB(VICOR)	9	14	60	27	85
ICD TUMB	2	22	0	21	0
AMRITSAR RLY.STN.	41	58	0	18	0
AHMEDABAD AIR CARGO COMPLEX	13	17	0	16	-6
CFS MULUND	3	5	0	16	0
ICD VADODARA/BARODA	10	13	0	10	0
CHENNAI SEA	13	13	0	10	0
DELHI (ICD)	3	5	0	10	0
ICD GARHIHARSARU	19	13	0	9	-31
ICD BANGALORE	4	4	-3	5	38
SEZ Kandla	9	8	0	5	-40
KATTUPALLI PORT/TIRUVALLUR	6	6	0	4	0
STERLING INFRA LTD KANDLA	0	2	0	4	0
ICD DURGAPUR, WB	0	0	0	3	
RAXAUL LAND	2	2	15	3	8
JOGBANI	2	2	0	2	0

Source: DGCI&S

EXPORTS OF DYES (CHAPTER 32) TO AFRICA & WANA COUNTRIES FOR THE YEAR 2017-18, 2018-19 & 2019-20

USD in Million

Country	2017-18 (Actual)	2018-19 (Actual)	% growth	2019-20 (Provisional)	% growth
EGYPT A RP	24	35	44	36	2
IRAN	27	24	-14	35	47
SOUTH AFRICA	29	29	2	32	9
NIGERIA	13	15	15	15	1
KENYA	10	11	5	10	-2
TANZANIA REP	6	7	24	6	-12
MOROCCO	6	6	-9	6	13
ETHIOPIA	4	4	8	5	28
ALGERIA	2	4	58	5	35
ISRAEL	4	4	6	4	1
GHANA	2	3	19	3	24
COTE D'IVOIRE	2	3	6	3	24
UGANDA	1	2	90	3	27
YEMEN REPUBLIC	2	2	12	2	26
JORDAN	2	2	3	2	28
EXPORTS OF TOP COUNTRIES	134	149	11	168	13
CHAPTER WISE TOTAL EXPORT TO FOCUS REGION	143	159	11	178	12
% OF TOP EXPORTING COUNTRIES	94	94		94	

Source: DGCI&S

EXPORTS OF DYES (CHAPTER 32) TO ASEAN COUNTRIES FOR THE YEAR 2017-18, 2018-19 & 2019-20

USD in Million

Country	2017-18 (Actual)	2018-19 (Actual)	% growth	2019-20 (Provisional)	% growth
INDONESIA	81	96	18	97	1
SINGAPORE	77	74	-5	80	9
THAILAND	65	78	19	64	-17
VIETNAM SOC REP	32	47	47	58	24
PHILIPPINES	18	22	25	23	5
MALAYSIA	17	23	38	22	-4
MYANMAR	3	3	18	5	40
EXPORTS OF TOP COUNTRIES	293	343	17	350	2
CHAPTER WISE TOTAL EXPORT TO FOCUS REGION	293	343	17	350	2
% OF TOP EXPORTING COUNTRIES	100	100		100	

Source: DGCI&S



EXPORT OF DYES (CHAPTER 32) TO CIS COUNTRIES FOR THE YEAR 2017-18, 2018-19 & 2019-20

USD in Million

Country	2017-18 (Actual)	2018-19 (Actual)	% growth	2019-20 (Provisional)	% growth
RUSSIA	16	17	5	22	30
UZBEKISTAN	3	6	121	6	7
UKRAINE	2	2	-20	2	37
BELARUS	0	0	-1	1	53
EXPORTS OF TOP COUNTRIES	21	25	17	31	25
CHAPTER WISE TOTAL EXPORT TO FOCUS REGION	22	25	17	32	26
% OF TOP EXPORTING COUNTRIES	97	97		97	

Source: DGCI&S

EXPORTS OF DYES (CHAPTER 32) TO TOP LAC COUNTRIES FOR THE YEAR 2017-18, 2018-19 & 2019-20

USD in Million

Country	2017-18 (Actual)	2018-19 (Actual)	% growth	2019-20 (Provisional)	% growth
BRAZIL	93	103	10	112	9
HONDURAS	49	62	27	67	7
ARGENTINA	22	19	-10	23	20
COLOMBIA	12	16	32	17	7
PERU	14	15	8	15	0
DOMINIC REP	9	12	27	10	-13
CHILE	4	4	5	6	35
GUATEMALA	3	4	40	4	-7
EL SALVADOR	2	3	28	3	23
ECUADOR	2	3	26	3	10
PARAGUAY	1	1	71	1	61
URUGUAY	2	3	0	1	-48
PANAMA REPUBLIC	2	2	14	1	-50
VENEZUELA	1	0	-81	1	717
EXPORTS OF TOP COUNTRIES	215	247	15	264	7
CHAPTER WISE TOTAL EXPORT TO FOCUS REGION	191	205	7	266	30
% OF TOP EXPORTING COUNTRIES	217	248		99	

Source: DGCI&S

EXPORTS OF DYES (CHAPTER 32) TO EUROPEAN COUNTRIES FOR THE YEAR 2017-18, 2018-19 & 2019-20

USD in Million

Country	2017-18 (Actual)	2018-19 (Actual)	% growth	2019-20 (Provisional)	% growth
ITALY	101	118	17	118	0
NETHERLAND	97	99	2	108	10
GERMANY	103	102	-1	104	2
SPAIN	50	50	0	50	-2
BELGIUM	44	41	-7	44	9
PORTUGAL	11	10	-10	14	41
FRANCE	13	13	4	14	6
DENMARK	12	13	5	13	1
POLAND	12	12	0	10	-23
GREECE	6	5	-20	5	-4
FINLAND	2	3	34	4	22
SWEDEN	3	3	-6	3	9
AUSTRIA	2	1	-30	2	81
BULGARIA	1	1	-7	2	30
CZECH REPUBLIC	2	3	33	1	-47
IRELAND	1	1	63	1	33
MALTA	0	1	0	1	0
EXPORTS OF TOP COUNTRIES	462	477	3	495	4
CHAPTER WISE TOTAL EXPORT TO FOCUS REGION	464	479	3	497	4
% OF TOP EXPORTING COUNTRIES	100	100		100	

Source: DGCI&S

EXPORT OF DYES (CHAPTER 32) TO NORTH AMERICA COUNTRIES FOR THE YEAR 2017-18, 2018-19 & 2019-20

USD in Million

Country	2017-18 (Actual)	2018-19 (Actual)	% growth	2019-20 (Provisional)	% growth
U S A	185	213	15	199	-6
MEXICO	52	69	33	69	0
CANADA	9	8	-3	11	28
EXPORTS OF TOP COUNTRIES	245	290	19	279	-4
CHAPTER WISE TOTAL EXPORT TO FOCUS REGION	245	290	19	279	-4
% OF TOP EXPORTING COUNTRIES	100	100		100	

Source: DGCI&S

**EXPORT OF DYES (CHAPTER 32) TO TOP GENERAL COUNTRIES
FOR THE YEAR 2017-18, 2018-19 & 2019-20**

USD in Million

Country	2017-18 (Actual)	2018-19 (Actual)	% growth	2019-20 (Provisional)	% growth
CHINA P RP	127	202	46	287	59
TURKEY	170	169	19	221	-1
BANGLADESH PR	120	145	4	149	21
KOREA RP	69	97	1	81	32
JAPAN	63	77	13	78	39
U K	58	62	12	57	23
TAIWAN	29	46	5	41	59
PAKISTAN IR	77	101	39	34	-5
SWITZERLAND	21	20	-2	31	11
AUSTRALIA	12	14	2	14	24
SRI LANKA DSR	7	8	25	10	-4
NEPAL	5	7	-21	8	21
MAURITANIA	1	2	18	3	2
IRAQ	2	2	17	2	16
TUNISIA	1	1	49	2	-30
GUINEA	1	1	-57	1	311
NEW ZEALAND	1	1	-38	1	-27
SOMALIA	1	1	-38	1	-27
EXPORTS OF TOP COUNTIRES	764	953	25	1022	7
CHAPTER WISE TOTAL EXPORT TO FOCUS REGION	768	958	25	1028	7
% OF TOP EXPORTING COUNTRIES	99	100		99	

Source: DGCI&S



DYE INTERMEDIATES (CHAPTER 29) EXPORTS TO TOP 15 COUNTRIES FOR THE YEAR 2017-18, 2018-19 & 2019-20

USD in Million

Country	2017-18 (Actual)	2018-19 (Actual)	% growth	2019-20 (Provisional)	% growth
CHINA P RP	63	96	52	56	-41
KOREA RP	43	51	17	24	-52
U S A	21	24	15	19	-19
TAIWAN	21	19	-9	14	-26
JAPAN	5	9	85	13	47
NETHERLAND	5	12	121	12	-1
GERMANY	6	9	52	8	-2
HUNGARY	5	8	43	7	-15
THAILAND	6	7	16	5	-19
TURKEY	5	6	20	5	-23
INDONESIA	5	6	5	4	-31
BRAZIL	2	3	28	2	-12
MEXICO	2	2	-5	2	10
ITALY	1	1	47	2	174
SPAIN	3	3	4	2	-13
TOTAL EXPORTS OF DYE INTERMEDIATES TO TOP 15 COUNTRIES	193	253	31	177	-30
CHAPTER WISE TOTAL EXPORT TO FOCUS REGION	212	271	28	193	-29
% OF TOP EXPORTING COUNTRIES	91	93		92	

Source: DGCI&S

EXPORTS OF DYE INTERMEDIATES (CHAPTER 29) THROUGH MAJOR PORTS FOR THE YEAR 2017-18, 2018-19 & 2019-20

USD in Million

Ports	2017-18 (Actual)	2018-19 (Actual)	% growth	2019-20 (Provisional)	% growth
NHAVA SHEVA SEA	124	131	6	112	-14
ICD SABARMATI	65	103	58	47	-54
ICD ANKLESHWAR	1	1	0	7	
HAZIRA PORT, SURAT	3	11	0	6	-46
MUNDRA	6	10	0	5	-52
SEZ KANDLA	2	2	0	2	1
MUMBAI AIR	1	1	0	2	67
PIPAVAB(VICYOR)	2	3	0	2	-42
CFS MULUND	2	3	0	1	-64
ICD SAHNEWAL, GRFL	1	0	0	1	179

Source: DGCI&S

EXPORTS OF DYE INTERMEDIATES (CHAPTER 29) TO AFRICA & WANA COUNTRIES FOR THE YEAR 2017-18, 2018-19 & 2019-20

USD in Million

Country	2017-18 (Actual)	2018-19 (Actual)	% growth	2019-20 (Provisional)	% growth
ISRAEL	1	1	43	1	5
IRAN	1	1	0	1	-4
KENYA	1	1	44	1	-30
EXPORTS OF TOP COUNTRIES	2	3	44	3	-8
CHAPTER WISE TOTAL EXPORT TO FOCUS REGION	3	4	24	5	14
% OF TOP EXPORTING COUNTRIES	65	76		62	

Source: DGCI&S

EXPORTS OF DYE INTERMEDIATES (CHAPTER 29) TO ASEAN COUNTRIES FOR THE YEAR 2017-18, 2018-19 & 2019-20

USD in Million

Country	2017-18 (Actual)	2018-19 (Actual)	% growth	2019-20 (Provisional)	% growth
THAILAND	6	7	16	5	-19
INDONESIA	5	6	5	4	-31
EXPORTS OF TOP COUNTRIES	11	12	11	9	-25
CHAPTER WISE TOTAL EXPORT TO FOCUS REGION	12	13	9	10	-25
% OF TOP EXPORTING COUNTRIES	96	97		97	

Source: DGCI&S

EXPORT OF DYE INTERMEDIATES (CHAPTER 29) TO CIS COUNTRIES FOR THE YEAR 2017-18, 2018-19 & 2019-20

USD in Million

Country	2017-18 (Actual)	2018-19 (Actual)	% growth	2019-20 (Provisional)	% growth
RUSSIA	1	1	-16	0	-23
EXPORTS OF TOP COUNTRIES	1	1	-16	0	-23
CHAPTER WISE TOTAL EXPORT TO FOCUS REGION	1	1	-16	0	-26
% OF TOP EXPORTING COUNTRIES	96	96		100	

Source: DGCI&S



EXPORTS OF DYE INTERMEDIATES (CHAPTER 29) TO LAC COUNTRIES FOR THE YEAR 2017-18, 2018-19 & 2019-20

USD in Million

Country	2017-18 (Actual)	2018-19 (Actual)	% growth	2019-20 (Provisional)	% growth
BRAZIL	2	3	28	2	-12
COLOMBIA	2	0	-80	0	0
EXPORTS OF TOP COUNTRIES	4	3	-22	3	-13
CHAPTER WISE TOTAL EXPORT TO FOCUS REGION	5	4	-22	3	-18
% OF TOP EXPORTING COUNTRIES	89	90		96	

Source: DGCI&S

EXPORT OF DYE INTRMEDIATES (CHAPTER 29) TO NORTH AMERICA COUNTRIES FOR THE YEAR 2017-18, 2018-19 & 2019-20

USD in Million

Country	2017-18 (Actual)	2018-19 (Actual)	% growth	2019-20 (Provisional)	% growth
U S A	21	24	15	19	-19
MEXICO	2	2	-5	2	10
CANADA	0	0		1	
EXPORTS OF TOP COUNTRIES	23	26	13	22	-16
CHAPTER WISE TOTAL EXPORT TO FOCUS REGION	23	26	13	22	-14
% OF TOP EXPORTING COUNTRIES	100	100		98	

Source: DGCI&S

EXPORTS OF DYE INTERMEDIATES (CHAPTER 29) TO EUROPEAN COUNTRIES FOR THE YEAR 2017-18, 2018-19 & 2019-20


USD in Million					
Country	2017-18 (Actual)	2018-19 (Actual)	% growth	2019-20 (Provisional)	% growth
NETHERLAND	5	12	121	12	-1
GERMANY	6	9	52	8	-2
HUNGARY	5	8	43	7	-15
ITALY	1	1	47	2	174
SPAIN	3	3	4	2	-13
FRANCE	0	0	0	1	0
BELGIUM	0	1	0	1	0
CZECH REPUBLIC	1	0	-10	0	-2
EXPORTS OF TOP COUNTRIES	21	33	60	34	1
CHAPTER WISE TOTAL EXPORT TO FOCUS REGION	22	34	56	34	0
% OF TOP EXPORTING COUNTRIES	96	99		100	

SOURCE: DGCI&S

EXPORT OF DYE INTERMEDIATES (CHAPTER 29) TO GENERAL COUNTRIES FOR THE YEAR 2017-18, 2018-19 & 2019-20

USD in Million					
Country	2017-18 (Actual)	2018-19 (Actual)	% growth	2019-20 (Provisional)	% growth
CHINA P RP	63	96	52	56	-41
KOREA RP	43	51	17	24	-52
TAIWAN	21	19	-9	14	-26
JAPAN	5	9	85	13	47
TURKEY	5	6	20	5	-23
U K	3	2	-11	2	-19
NEPAL	1	2	24	1	-8
SRI LANKA DSR	1	2	36	1	-27
PAKISTAN IR	3	3	10	1	-70
EXPORTS OF TOP COUNTRIES	145	189	30	118	-38
CHAPTER WISE TOTAL EXPORT TO FOCUS REGION	146	190	30	118	-38
% OF TOP EXPORTING COUNTRIES	99	99		99	

Source: DGCI&S



PANEL - 2: INORGANIC CHEMICALS (CHAPTER 28), ORGANIC CHEMICALS (CHAPTER 29) INCLUDING AGRO CHEMICALS (CHAPTER 38)

OVERVIEW OF INDIAN CHEMICAL INDUSTRY

The country's chemical industry is one of the fastest growing in the world, currently ranked the third largest in Asia and sixth globally with respect to output after the US, China, Germany, Japan and Korea.

The domestic chemical industry's growth is largely driven by country's consumption growth story and the per capita consumption of chemicals in the country is 1/10th of world average with India a low consumption country even among developing nations. This makes India a very attractive destination to invest and grow. Further, the Indian chemical companies have started focusing on global markets for investments. The significantly growing domestic market and the upheaval in international markets, particularly with respect to China, augur well with opportunities for the Indian chemical industry to rapidly grow in size and capability.

The growth drivers for the Indian Chemical industry are rising demand in end-use segments, expanding exports fueled by increasing export competitiveness, a large population and dependence on agriculture, etc. in addition to global shift towards Asia as the World's chemicals manufacturing hub. Moreover, the Chinese chemical industry is stagnating due to tightening pollution control, labour costs etc. This encourages exports from India, being the closest international surrogate for chemical products globally.

Specialty chemicals provides a wide variety of effects or performance which many other industry sectors rely on. Thus, the specialty chemicals are also known as performance chemicals or effect chemicals, as these materials perform some functions or produce some effects. India exports specialty chemicals to Asia-Pacific countries where it scores on competitive scale of production and also to developed countries of Europe and USA.

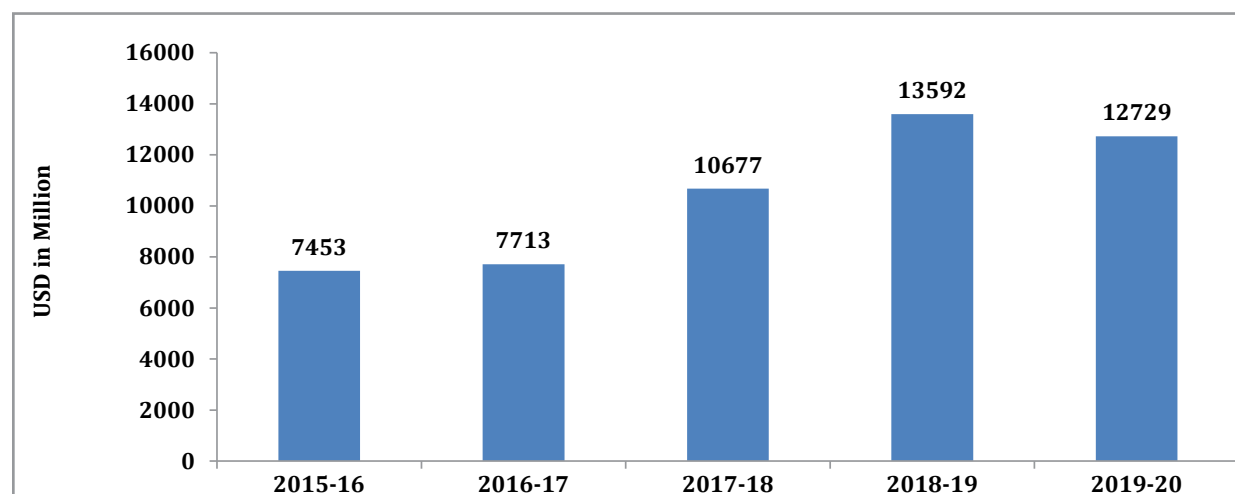
As India gains increased traction from major countries, looking at investment in the Indian chemical sector, both driven entrepreneurs and a positive government need to put their combined vigor to grow the chemical industry multi-fold in the coming decade.

India is currently the 4th largest manufacturer of agrochemicals after the United States, Japan and China.

The Government of India through its 'Make In India' initiative has been inviting various national and international companies to manufacture and expand operations in India. Many companies are now looking to source chemicals from India in order to de-risk their sourcing from China. India has been traditionally exporting agrochemicals to the US, Europe and some Latin American countries. However there tremendous export potential to markets such as Africa, Middle East and East Asia. In short, the current Indian Agrochemical scenario presents an exciting growth opportunity for chemical manufacturers.

The total export performance of Basic Inorganic, Organic and Agro chemicals during the period April 2019 to March, 2020 is US \$ 12729 million as compared to US \$ 13592 million of the corresponding period of previous year, registering a decline in growth by 6%

Panel - II : Inorganic (Chapter 28), Organic Chemicals (Chapter 29) and Agro Chemicals (Chapter 38)

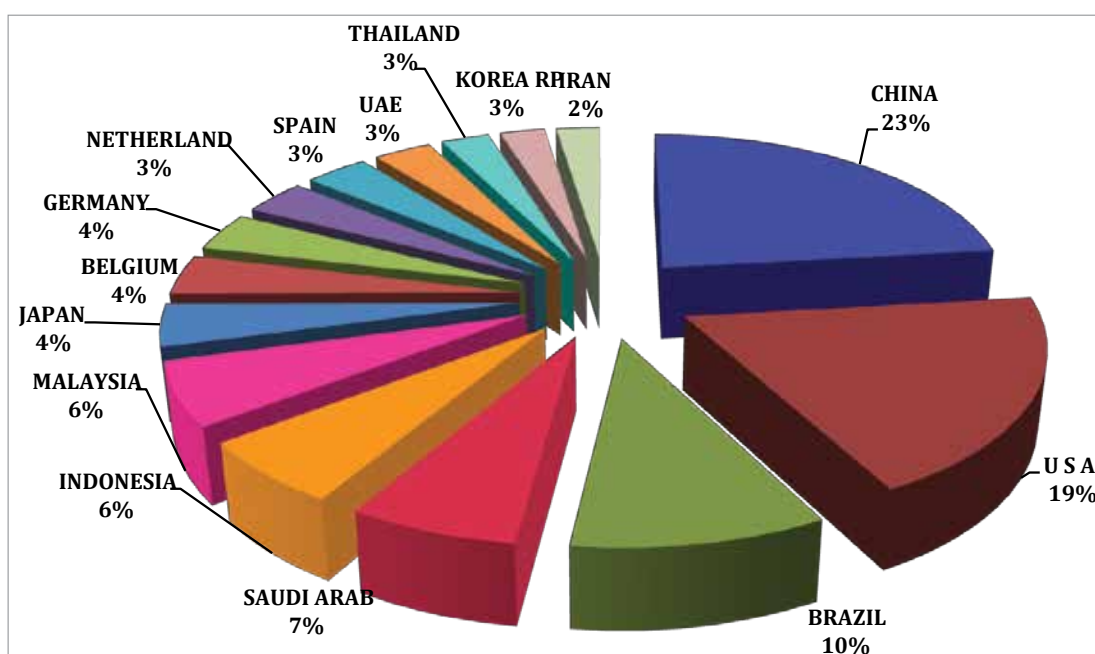


USD in Million

Year	2015-16	2016-17	2017-18	2018-19	2019-20
Export	7453	7713	10677	13592	12729

Source: DGCI&S

Inorganic, Organic and Agro Chemicals Exports to Top 15 Countries 2019-20



USD in Million

Country	CHINA	U S A	BRAZIL	SAUDI ARAB	INDONESIA	MALAYSIA	JAPAN	BELGIUM	GERMANY	NETHERLAND	SPAIN	UAE	THAILAND	KOREA RP	IRAN
2019-20	2028	1672	854	571	537	535	355	339	325	301	300	276	231	216	209
2018-19	2669	1574	797	476	622	538	295	361	313	355	326	318	367	244	133
2017-18	1690	1200	567	593	413	334	309	304	260	308	262	281	174	213	114


Source: DGCI&S

INORGANIC CHEMICALS (CHAPTER 28) EXPORTS TO TOP 15 COUNTRIES FOR THE YEAR 2017-18, 2018-19 & 2019-20

USD in Million

Country	2017-18 (Actual)	2018-19 (Actual)	% growth	2019-20 (Provisional)	% growth
U S A	85	94	11	104	10
BANGLADESH PR	40	38	-3	53	39
U ARAB EMTS	38	47	23	48	3
INDONESIA	40	44	12	47	6
VIETNAM SOC REP	39	53	35	47	-12
CHINA P RP	61	61	-1	45	-25
SAUDI ARAB	17	17	-1	41	142
SRI LANKA DSR	41	46	14	40	-14
THAILAND	25	36	45	36	1
MALAYSIA	26	29	13	31	5
JAPAN	25	29	16	29	0
SOUTH AFRICA	24	26	7	27	6
KOREA RP	39	33	-17	26	-22
TURKEY	23	23	2	25	7
NEPAL	23	26	12	23	-9
TOTAL EXPORTS OF INORGANIC CHEMICALS TO TOP COUNTRIES	545	601	10	621	3
CHEMEXCIL'S TOTAL EXPORTS	976	1076	10	1037	-4
% OF TOP EXPORTING COUNTRIES	56	56		60	

Source: DGCI&S



EXPORTS OF INORGANIC CHEMICALS THROUGH MAJOR PORTS FOR THE YEAR 2017-18, 2018-19 & 2019-20

USD in Million

Ports	2017-18 (Actual)	2018-19 (Actual)	% growth	2019-20 (Provisional)	% growth
HAZIRA PORT, SURAT	164	203	24	238	17
NHAVA SHEVA SEA	237	245	3	217	-11
MUNDRA	108	153	42	145	-5
PIPAVAB(VICYOR)	42	36	-14	46	30
CHENNAI SEA	26	31	21	28	-10
ICD DURGAPUR, WB	16	26	66	27	2
ICD SABARMATI	19	28	53	25	-13
SEZ MUNDRA	25	27	8	24	-12
ICD VADODARA/BARODA	42	41	-2	24	-42
APPIIC MULTI PROD SEZ VIZAG DC	18	22	20	20	-7
PETRAPOLE LAND	19	18	-6	20	11
KOLKATA SEA	13	17	30	19	12
MUMBAI AIR	20	19	-8	19	0
TUTICORIN SEA	20	21	3	18	-15
VISAKHAPATNAM SEA	8	12	48	12	-2
COCHIN SEA	10	12	23	12	-6
SEZ DAHEJ	9	11	26	8	-21
RAXAUL LAND	8	9	12	8	-7
KRISHNAPATNAM	6	8	37	8	5
KATTUPALLI PORT/TIRUVALLUR	10	17	60	8	-53
JOGBANI	8	8	-4	7	-5
SEZ KANDLA	1	4	216	6	80
NAUTANWA (SONAULI)	6	7	13	6	-9
ICD ANKLESHWAR	13	16	27	4	-73



DELHI (ICD)	6	4	-26	4	-9
AHMEDABAD AIR CARGO COMPLEX	1	1	86	4	163
SEZ COCHIN	8	6	-22	4	-38
ICD NAGPUR	4	6	66	4	-43
EPZ/SEZ SURAT	3	3	15	3	0
ICD TUMB	0	2	0	3	99
ICD PANKI, UP	3	3	2	3	-13
DELHI AIR	2	3	11	2	-18
ICD PITHAMPUR (INDORE)	1	2	56	1	-20
ICD BANGALORE	1	3	312	1	-56
ICD NOIDA-DADRI	2	3	49	1	-58
ICD DHANNAD	2	2	-15	1	-39
HYDERABAD AIRPORT	1	1	53	1	26
ICD HYDERABAD	2	2	7	1	-41
ICD JUHI RAILWAY YARD KANPUR	1	2	216	1	-48
JAIGAON	1	1	9	1	18
BANGALORE AIRPORT	2	3	14	1	-66
ARSHIYA INTL. FTWZ-SEZ, RAIGAD	2	3	30	1	-69
BHITHAMORE	0	1		1	-40
CFS MULUND	0	1	33	1	-7
ICD TONDIAR-PET CHENNAI	1	3	106	1	-79
MARMAGOA SEA	35	11	-69	1	-95

Source: DGCI&S

EXPORTS OF INORGANIC CHEMICALS (CHAPTER 28) TO AFRICA & WANA COUNTRIES FOR THE YEAR 2017-18, 2018-19 & 2019-20

USD in Million

Country	2017-18 (Actual)	2018-19 (Actual)	% growth	2019-20 (Provisional)	% growth
SOUTH AFRICA	24	26	7	27	6
IRAN	16	16	1	20	21
KENYA	17	17	-1	16	-9
NIGERIA	10	10	-1	14	40
TANZANIA REP	19	18	-10	13	-28
EGYPT A RP	8	7	-16	8	20
UGANDA	9	10	13	5	-48
MOZAMBIQUE	5	5	-5	5	1
GHANA	3	4	30	4	-1
SUDAN	9	8	-16	4	-48
ISRAEL	3	3	5	3	1
COTE D' IVOIRE	2	4	99	3	-34
ETHIOPIA	4	5	13	2	-51
ALGERIA	1	3	434	2	-37
SENEGAL	1	2	121	2	7
JORDAN	1	1	126	1	-8
MOROCCO	6	1	-75	1	-18
ZAMBIA	1	1	-18	1	3
MADAGASCAR	1	1	-16	1	33
MAURITIUS	1	1	44	1	-31
YEMEN REPubLC	1	0	-36	1	63
ANGOLA	0	1		1	9
LEBANON	0	1		1	-14
EXPORTS OF TOP COUNTIRES	142	144	1	135	-7
CHAPTER WISE TOTAL EXPORT TO FOCUS REGION	145	146	1	136	-7
% OF TOP EXPORTING COUNTRIES	98	99		100	

Source: DGCI&S



EXPORTS OF INORGANIC CHEMICALS (CHAPTER 28) TO ASEAN COUNTRIES FOR THE YEAR 2017-18, 2018-19 & 2019-20

USD in Million

Country	2017-18 (Actual)	2018-19 (Actual)	% growth	2019-20 (Provisional)	% growth
INDONESIA	40	44	12	47	6
VIETNAM SOC REP	39	53	35	47	-12
THAILAND	25	36	45	36	1
MALAYSIA	26	29	13	31	5
PHILIPPINES	11	10	-7	11	2
MYANMAR	6	6	15	7	14
SINGAPORE	6	5	-1	6	3
BRUNEI	1	2	52	1	-67
EXPORTS OF TOP COUNTRIES	153	186	22	184	-1
CHAPTER WISE TOTAL EXPORT TO FOCUS REGION	153	186	22	184	-1
% OF TOP EXPORTING COUNTRIES	100	100		100	

Source: DGCI&S

EXPORTS OF INORGANIC CHEMICALS (CHAPTER 28) TO CIS COUNTRIES FOR THE YEAR 2017-18, 2018-19 & 2019-20

USD in Million

Country	2017-18 (Actual)	2018-19 (Actual)	% growth	2019-20 (Provisional)	% growth
RUSSIA	12	20	58	17	-16
UKRAINE	2	2	0	2	19
AZERBAIJAN	0	0		1	
BELARUS	0	0	0	1	
KAZAKHSTAN	0	0		0	-18
GEORGIA	4	5		0	-94
EXPORTS OF TOP COUNTRIES	19	27	47	21	-23
CHAPTER WISE TOTAL EXPORT TO FOCUS REGION	19	28	49	22	-23
% OF TOP EXPORTING COUNTRIES	97	96		96	

Source: DGCI&S

EXPORTS OF INORGANIC CHEMICALS (CHAPTER 28) TO LAC COUNTRIES FOR THE YEAR 2017-18, 2018-19 & 2019-20

USD in Million

Country	2017-18 (Actual)	2018-19 (Actual)	% growth	2019-20 (Provisional)	% growth
BRAZIL	16	22	40	23	2
COLOMBIA	5	5	4	4	-10
BOLIVIA	0	2		2	-2
PERU	4	5	23	2	-62
CHILE	5	7	25	2	-75
GUATEMALA	1	1	0	1	0
URUGUAY	0	0	0	1	
ARGENTINA	4	2	0	1	-47
ECUADOR	1	1	0	1	-20
DOMINIC REP	0	1		1	-46
EXPORTS OF TOP COUNTRIES	35	45	27	37	-17
CHAPTER WISE TOTAL EXPORT TO FOCUS REGION	38	48	27	40	-17
% OF TOP EXPORTING COUNTRIES	94	94		94	

Source: DGCI&S

EXPORTS OF INORGANIC CHEMICALS (CHAPTER 28) TO EUROPEAN UNION COUNTRIES FOR THE YEAR 2017-18, 2018-19 & 2019-20

USD in Million

Country	2017-18 (Actual)	2018-19 (Actual)	% growth	2019-20 (Provisional)	% growth
GERMANY	18	21	13	21	2
NETHERLAND	20	20	1	18	-11
SPAIN	23	23	-1	16	-31
ITALY	14	16	14	16	1
BELGIUM	18	17	-4	15	-13
POLAND	9	12	24	8	-30
DENMARK	3	6	133	6	5
FRANCE	9	6	-25	5	-16
LATVIA	0	1		3	108
PORTUGAL	6	3	-55	2	-34
GREECE	1	2	64	1	-28
FINLAND	2	1	-21	1	-26
SWEDEN	1	1	-4	1	27
SLOVENIA	1	0	-94	1	
BULGARIA	1	0	-44	1	30
EXPORTS OF TOP COUNTRIES	124	128	3	114	-11
CHAPTER WISE TOTAL EXPORT TO FOCUS REGION	128	130	2	116	-11
% OF TOP EXPORTING COUNTRIES	97	99		98	

Source: DGCI&S



EXPORTS OF INORGANIC CHEMICALS (CHAPTER 28) TO NORTH AMERICA COUNTRIES FOR THE YEAR 2017-18, 2018-19 & 2019-20

USD in Million

Country	2017-18 (Actual)	2018-19 (Actual)	% growth	2019-20 (Provisional)	% growth
U S A	85	94	11	104	10
MEXICO	10	11	3	10	-10
CANADA	2	4	59	5	38
EXPORTS OF TOP COUNTIRES	98	109	11	119	9
CHAPTER WISE TOTAL EXPORT TO FOCUS REGION	98	109	11	119	9
% OF TOP EXPORTING COUNTRIES	100	100		100	

Source: DGCI&S

EXPORTS OF INORGANIC CHEMICALS (CHAPTER 28) TO GENERAL COUNTRIES FOR THE YEAR 2017-18, 2018-19 & 2019-20

USD in Million

Country	2017-18 (Actual)	2018-19 (Actual)	% growth	2019-20 (Provisional)	% growth
BANGLADESH PR	40	38	-3	53	39
CHINA P RP	61	61	-1	45	-25
SRI LANKA DSR	41	46	14	40	-14
JAPAN	25	29	16	29	0
KOREA RP	39	33	-17	26	-22
TURKEY	23	23	2	25	7
NEPAL	23	26	12	23	-9
AUSTRALIA	12	16	40	17	0
U K	14	18	35	16	-15
TAIWAN	10	10	0	10	-7
PAKISTAN IR	15	18	17	7	-62
CAMEROON	3	7	0	5	0
CONGO D. REP.	1	2	120	4	68
SWITZERLAND	2	3	69	2	-8
PUERTO RICO	1	2	0	2	0
NEW ZEALAND	1	2	0	2	-6
BURUNDI	1	1	0	1	0
DJIBOUTI	0	1	0	1	18
BHUTAN	1	1	9	1	22
IRAQ	2	2	0	1	0

MALAWI	2	1	0	1	64
GUINEA	1	1	0	1	0
TOGO	1	0	0	1	
GABON	1	1	0	1	0
EXPORTS OF TOP COUNTRIES	317	341	8	311	-9
CHAPTER WISE TOTAL EXPORT TO FOCUS REGION	322	347	8	316	-9
% OF TOP EXPORTING COUNTRIES	99	98		98	

Source: DGCI&S

**ORGANIC CHEMICALS (CHAPTER 29) EXPORTS TO TOP 15 COUNTRIES
FOR THE YEAR 2017-18, 2018-19 & 2019-20**

USD in Million

Country	2017-18 (Actual)	2018-19 (Actual)	% growth	2019-20 (Provisional)	% growth
CHINA P RP	1560	2526	62	1900	-25
U S A	629	874	39	914	5
SAUDI ARAB	564	448	-21	518	16
MALAYSIA	291	492	69	485	-1
INDONESIA	313	504	61	425	-16
SPAIN	228	292	28	273	-7
GERMANY	209	246	18	243	-1
NETHERLAND	216	265	23	226	-15
JAPAN	158	204	29	219	7
BELGIUM	208	254	22	216	-15
U ARAB EMTS	238	258	8	212	-18
SWITZERLAND	150	173	15	189	9
SINGAPORE	208	160	-23	174	9
BRAZIL	165	159	-3	169	6
KOREA RP	151	179	19	169	-6
TOTAL EXPORTS OF ORGANIC CHEMICALS TO TOP COUNTRIES	5288	7033	33	6332	-10
CHEMEXCIL'S TOTAL EXPORTS	7142	9352	31	8342	-11
% OF TOP EXPORTING COUNTRIES	74	75		76	


Source: DGCI&S



EXPORTS OF ORGANIC CHEMICALS (CHAPTER 29) THROUGH MAJOR PORTS FOR THE YEAR 2017-18, 2018-19 & 2019-20

USD in Million

Country	2017-18 (Actual)	2018-19 (Actual)	% growth	2019-20 (Provisional)	% growth
SIKKA	1418	2741	0	2178	-21
NHAVA SHEVA SEA	1735	1882	9	1915	2
MANGALORE SEZ	742	993	0	622	-37
HAZIRA PORT, SURAT	498	536	0	465	-13
HYDERABAD AIRPORT	369	365	0	419	15
SEZ JAMNAGAR (RELIANCE)	398	391	-2	352	-10
MUMBAI AIR	154	229	48	247	8
MUNDRA	116	158	36	176	11
KOLKATA SEA	202	203	0	156	-23
ICD HYDERABAD	101	127	0	151	19
BANGALORE AIRPORT	88	117	0	126	8
SEZ DAHEJ	85	112	0	119	7
DEVI S LABORATORIES LTD	0	133	0	107	-20
ICD SABARMATI	68	87	0	90	3
MAGDALLA PORT SEA	124	172	38	89	-48
CHENNAI SEA	82	81	0	81	-1
PIPAVAB(VICYOR)	24	48	98	67	38
ICD SANDKHEDA KASHIPUR	91	88	-3	66	-25
DELHI AIR	54	64	19	56	-13
RAMKI PHARMA CITY (INDIA) PVT	0	43	0	56	29
VISAKHAPATNAM SEA	23	49	0	51	3
KATTUPALLI PORT/TIRUVALLUR	49	58	18	49	-16
SEZ KANDLA	30	38	0	42	11
AHMEDABAD AIR CARGO COMPLEX	16	23	0	34	47
ICD GARHIHARSARU	23	37	0	33	-10
STERLING INFRA LTD KANDLA	2	9	0	32	243
BIOCON LTD SEZ KARNATAKA	0	44	0	31	-30
KANDLA SEA	82	106	0	30	-72
ICD NOIDA-DADRI	27	30	0	30	0
ICD BANGALORE	18	21	0	28	32
ICD PITHAMPUR (INDORE)	11	27	0	25	-5
MUMBAI SEA	36	74	109	25	-66
CHENNAI AIR	15	26	0	24	-10



ICD PAKWARA MORADABAD/MEERUT	16	38	141	22	-43
SEZ MUNDRA	27	29	0	19	-36
ICD ANKLESHWAR	16	17	0	13	-22
TUTICORIN SEA	7	10	34	9	-4
PETRAPOLE LAND	10	11	8	9	-16
HETERO INFRA SEZ NAKKAPALLI AP	7	9	0	9	-1
ICD FARIDABAD	7	9	0	9	-1
RAXAUL LAND	5	8	0	8	-4
KIADB PHARMACEUTICAL SEZ	1	2	0	8	306
ICD VADODARA/BARODA	9	11	28	7	-38
ICD CHOWPAYAL	0	6	0	7	9
DELHI (ICD)	9	6	0	6	3
NAUTANWA (SONAULI)	4	5	18	6	16
CFS ALBATROSS/ICD DADRI	10	9	0	5	-48
KOLKATA AIR	4	3	0	5	31
ICD TUMB	1	4	0	4	-11
VISAKHAPATNAM SPL ECONOMIC ZON	4	3	0	4	35
ICD THAR DRY PORT	3	2	-38	4	68
CFS NASHIK	0	3	0	4	11
JABILANT INFRA LTD KANDLA	1	1	0	3	178
TELEGAON	1	2	0	3	21
COCHIN SEA	3	3	-11	3	-5
ICD TONDIAR-PET CHENNAI	5	7	0	2	-65
ARSHIYA INTL. FTWZ-SEZ, RAIGAD	2	4	0	2	-47
JOGBANI	1	2	0	2	2
VISHAKHAPATNAM AIRPORT	0	2	0	2	3
ICD PATLI	1	2	49	2	14
ICD PALWAL, BHAGOLA-JANAULI	0	2	0	2	11
CFS MULUND	3	5	63	2	-67
ICD SAHNEWAL, GRFL	2	3	79	2	-53
ICD HOSUR	0	1		2	30
NEPALGANJ	1	1	92	1	28
INDORE AIR	1	1	-6	1	60
BARHNI	1	1	-16	1	26
ICD NAGPUR	1	1	32	1	-36
ICD DHANNAD	0	2		0	-78
JAIGAON	0	1	41	0	-26

Source: DGCI&S

EXPORTS OF ORGANIC CHEMICALS (CHAPTER 29) TO AFRICA & WANA COUNTRIES FOR THE YEAR 2017-18, 2018-19 & 2019-20

USD in Million

Country	2017-18 (Actual)	2018-19 (Actual)	% growth	2019-20 (Provisional)	% growth
IRAN	53	66	24	98	48
EGYPT A RP	50	70	40	66	0
ISRAEL	47	36	-24	35	-2
SOUTH AFRICA	34	38	12	35	-8
NIGERIA	30	29	-2	23	-21
KENYA	30	21	-29	16	-25
MOROCCO	7	8	11	10	28
ALGERIA	9	13	41	10	-24
TANZANIA REP	11	11	-3	10	-12
JORDAN	9	13	46	9	-33
ETHIOPIA	3	5	46	5	8
GHANA	4	6	52	5	-18
LEBANON	3	5	66	4	0
UGANDA	3	3	5	4	31
SYRIA	3	3	4	3	-1
SUDAN	3	2	-36	3	63
COTE D' IVOIRE	3	3	6	2	-25
SENEGAL	1	2	0	1	-28
YEMEN REPubLC	1	1	-9	1	0
MOZAMBIQUE	2	2	15	1	-53
LIBYA	0	0		1	
ANGOLA	1	1	9	1	-22
MADAGASCAR	1	1	5	1	-39
MAURITIUS	0	1	97	1	-25
ZAMBIA	0	1	21	1	23
EXPORTS OF TOP COUNTIRES	310	342	10	346	1
CHAPTER WISE TOTAL EXPORT TO FOCUS REGION	310	342	10	346	1
% OF TOP EXPORTING COUNTRIES	100	100		100	

Source: DGCI&S

EXPORTS OF ORGANIC CHEMICALS (CHAPTER 29) TO ASEAN COUNTRIES FOR THE YEAR 2017-18, 2018-19 & 2019-20

USD in Million

Country	2017-18 (Actual)	2018-19 (Actual)	% growth	2019-20 (Provisional)	% growth
MALAYSIA	291	492	69	485	-1
INDONESIA	313	504	61	425	-16
SINGAPORE	208	160	-23	174	9
THAILAND	94	259	174	142	-45
VIETNAM SOC REP	20	28	41	25	-10
PHILIPPINES	5	10	106	10	2
MYANMAR	1	3	149	2	-25
CAMBODIA	0	0	0	1	25
FIJI IS	0	0	0	1	
EXPORTS OF TOP COUNTRIES	933	1456	56	1266	-13
CHAPTER WISE TOTAL EXPORT TO FOCUS REGION	933	1457	56	1266	-13
% OF TOP EXPORTING COUNTRIES	100	100		100	

Source: DGCI&S

EXPORTS OF ORGANIC CHEMICALS (CHAPTER 29) TO CIS COUNTRIES FOR THE YEAR 2017-18, 2018-19 & 2019-20

USD in Million

Country	2017-18 (Actual)	2018-19 (Actual)	% growth	2019-20 (Provisional)	% growth
RUSSIA	47	39	-18	44	14
UKRAINE	3	5	0	3	-33
BELARUS	1	1	-14	1	2
UZBEKISTAN	1	0		1	
EXPORTS OF TOP COUNTRIES	52	45	-13	49	8
CHAPTER WISE TOTAL EXPORT TO FOCUS REGION	53	46	-13	50	8
% OF TOP EXPORTING COUNTRIES	99	98		98	

Source: DGCI&S

EXPORTS OF ORGANIC CHEMICALS (CHAPTER 29) TO LAC COUNTRIES FOR THE YEAR 2017-18, 2018-19 & 2019-20

USD in Million


Country	2017-18 (Actual)	2018-19 (Actual)	% growth	2019-20 (Provisional)	% growth
BRAZIL	165	159	-3	169	6
COLOMBIA	20	31	52	30	-2
ARGENTINA	40	21	-47	24	10
PERU	5	7	32	7	0
CHILE	5	7	35	5	-23
GUATEMALA	2	2	-10	3	59
ECUADOR	2	3	52	3	5
URUGUAY	2	3	43	3	2
PARAGUAY	2	3	40	1	-52
EL SALVADOR	1	1	15	1	0
COSTA RICA	1	1	0	1	0
DOMINIC REP	1	1	-21	1	11
CUBA	1	1	-5	1	-26
EXPORTS OF TOP COUNTRIES	248	240	-3	250	4
CHAPTER WISE TOTAL EXPORT TO FOCUS REGION	250	244	-3	252	4
% OF TOP EXPORTING COUNTRIES	99	99		99	

Source: DGCI&S

EXPORTS OF ORGANIC CHEMICALS (CHAPTER 29) TO EUROPEAN UNION COUNTRIES FOR THE YEAR 2017-18, 2018-19 & 2019-20

USD in Million

Country	2017-18 (Actual)	2018-19 (Actual)	% growth	2019-20 (Provisional)	% growth
SPAIN	228	292	28	273	-7
GERMANY	209	246	18	243	-1
NETHERLAND	216	265	23	226	-15
BELGIUM	208	254	22	216	-15
ITALY	96	106	10	111	5
FRANCE	41	66	62	75	13
PORTUGAL	5	16	206	41	150
IRELAND	25	30	19	33	10
POLAND	22	28	26	30	9



SLOVENIA	23	16	-31	19	18
HUNGARY	12	19	50	17	-9
CYPRUS	3	3	20	11	238
SWEDEN	13	11	-11	9	-15
ROMANIA	3	2	-9	7	222
GREECE	7	9	25	7	-21
CZECH REPUBLIC	7	7	-4	7	-3
AUSTRIA	9	9	4	6	-35
FINLAND	4	6	50	6	-8
DENMARK	8	6	-22	5	-13
MALTA	4	5	21	4	-22
CROATIA	5	4	-15	4	-8
ESTONIA	1	1	50	2	142
LITHUANIA	3	5	105	2	-67
LATVIA	1	1	-10	2	32
BULGARIA	1	1	-30	1	91
SLOVAK REP	0	0		1	
EXPORTS OF TOP COUNTRIES	1154	1410	22	1358	-4
CHAPTER WISE TOTAL EXPORT TO FOCUS REGION	1154	1410	22	1358	-4
% OF TOP EXPORTING COUNTRIES	100	100		100	

Source: DGCI&S

EXPORTS OF ORGANIC CHEMICALS (CHAPTER 29) TO NORTH AMERICA COUNTRIES FOR THE YEAR 2017-18, 2018-19 & 2019-20

USD in Million

Country	2017-18 (Actual)	2018-19 (Actual)	% growth	2019-20 (Provisional)	% growth
U S A	629	874	39	914	5
MEXICO	101	159	58	124	-22
CANADA	29	35	19	35	1
EXPORTS OF TOP COUNTRIES	759	1068	41	1073	0
CHAPTER WISE TOTAL EXPORT TO FOCUS REGION	759	1068	41	1073	0
% OF TOP EXPORTING COUNTRIES	100	100		100	

Source: DGCI&S



EXPORTS OF ORGANIC CHEMICALS (CHAPTER 29) TO GENERAL COUNTRIES FOR THE YEAR 2017-18, 2018-19 & 2019-20

USD in Million

Country	2017-18 (Actual)	2018-19 (Actual)	% growth	2019-20 (Provisional)	% growth
CHINA P RP	1560	2526	62	1900	-25
JAPAN	158	204	29	219	7
SWITZERLAND	150	173	15	189	9
KOREA RP	151	179	19	169	-6
PAKISTAN IR	184	311	69	160	-48
TAIWAN	143	163	15	130	-21
TURKEY	83	95	15	98	3
U K	69	86	26	69	-20
BANGLADESH PR	48	60	23	63	7
NEPAL	13	19	42	19	1
SRI LANKA DSR	11	16	41	16	-2
AUSTRALIA	13	15	19	15	0
PUERTO RICO	9	4	-59	10	167
NORWAY	5	12	0	9	-27
TUNISIA	6	7	0	7	0
CROATIA	5	4	-15	4	-8
IRAQ	1	3	86	2	-8
SOMALIA	1	1	67	2	82
NEW ZEALAND	2	2	7	2	-3
MACEDONIA	1	2	58	1	-32
CONGO D. REP.	1	1	-10	1	40
TOGO	0	1		1	-35
SWAZILAND	1	0	-90	1	
EXPORTS OF TOP COUNTRIES	2615	3884	49	3087	-21
CHAPTER WISE TOTAL EXPORT TO FOCUS REGION	2693	3894	45	3091	-21
% OF TOP EXPORTING COUNTRIES	97	100		100	

Source: DGCI&S



EXPORTS OF AGRO CHEMICALS (CHAPTER 38) TO TOP 15 COUNTRIES FOR THE YEAR 2017-18, 2018-19 & 2019-20

USD in Million

Country	2017-18 (Actual)	2018-19 (Actual)	% growth	2019-20 (Provisional)	% growth
BRAZIL	386	616	59	662	8
U S A	486	606	25	655	8
ARGENTINA	53	72	35	114	59
FRANCE	108	118	10	110	-7
BELGIUM	78	91	16	108	19
JAPAN	126	62	-50	107	72
VIETNAM SOC REP	87	87	0	101	16
IRAN	45	51	12	92	81
CHINA P RP	69	82	19	83	1
BANGLADESH PR	75	77	3	69	-10
INDONESIA	61	74	22	65	-12
GERMANY	33	46	42	61	32
NETHERLAND	71	70	-2	57	-18
THAILAND	55	72	31	53	-26
ISRAEL	26	51	93	51	0
EXPORTS OF TOP COUNTRIES	1759	2176	24	2389	10
CHAPTER WISE TOTAL EXPORT TO FOCUS REGION	2559	3164	24	3350	6
% OF TOP EXPORTING COUNTRIES	69	69		71	

Source: DGCI&S



EXPORTS OF AGRO CHEMICALS (CHAPTER 38) THROUGH MAJOR PORTS FOR THE YEAR 2017-18, 2018-19 & 2019-20

USD in Million

Country	2017-18 (Actual)	2018-19 (Actual)	% growth	2019-20 (Provisional)	% growth
NHAVA SHEVA SEA	1462	1578	8	1440	-9
HAZIRA PORT, SURAT	145	389	169	567	46
VISAKHAPATNAM SEA	117	174	49	226	30
SEZ DAHEJ	158	187	18	181	-3
MUMBAI AIR	34	52	50	143	178
ICD ANKLESHWAR	83	122	47	109	-11
STERLING INFRA LTD KANDLA	112	106	-5	106	1
MARMAGOA SEA	67	74	10	82	11
MUNDRA	59	73	23	78	7
CHENNAI SEA	42	68	62	61	-10
ICD SABARMATI	20	46	123	53	16
ICD NOIDA-DADRI	16	50	222	35	-30
KATTUPALLI PORT/TIRUVALLUR	19	28	43	22	-21
ICD JUHI RAILWAY YARD KANPUR	9	21	143	20	-5
ICD PANKI, UP	4	3	-34	16	484
RAXAUL LAND	11	13	15	16	21
ICD TUMB	0	17	0	14	-18
PETRAPOLE LAND	15	17	14	14	-19
CHENNAI AIR	14	14	2	14	-5
ARSHIYA INTL. FTWZ-SEZ, RAIGAD	30	26	-13	13	-52
ICD SAHNEWAL, GRFL	16	18	17	11	-42
ICD VADODARA/BARODA	7	7	-11	9	42
ICD GARHIHARSARU	7	10	37	7	-30
PIPAVAB(VICYOR)	14	14	-1	7	-54
HYDERABAD AIRPORT	2	6	272	6	-5
TUTICORIN SEA	4	5	24	5	6
NAUTANWA (SONAULI)	3	4	41	4	5
ICD SONIPAT	0	5		4	-7
ICD HYDERABAD	3	5	64	4	-16
KOLKATA SEA	9	9	-2	4	-55
JOGBANI	3	2	-17	3	38
BHITHAMORE	0	3		2	-30
DELHI (ICD)	0	2		2	-9
ICD THAR DRY PORT	0	1		2	88
ICD TONDIAR-PET CHENNAI	1	1	3	1	14
JAIGAON	1	1	33	1	59
ICD LUDHIANA	0	0		1	
APIIC MULTI PROD SEZ VIZAG DC	0	0	0	1	
AMRITSAR RLY.STN.	1	1	7	0	0

Source: DGCI&S



EXPORTS OF AGRO CHEMICALS (CHAPTER 38) TO AFRICA & WANA COUNTRIES FOR THE YEAR 2017-18, 2018-19 & 2019-20

USD in Million

Country	2017-18 (Actual)	2018-19 (Actual)	% growth	2019-20 (Provisional)	% growth
IRAN	45	51	12	92	81
ISRAEL	26	51	93	51	0
NIGERIA	28	17	-40	30	79
SOUTH AFRICA	32	42	29	30	-28
ETHIOPIA	14	22	63	29	28
UGANDA	24	22	-8	23	6
EGYPT A RP	19	27	40	21	-22
COTE D' IVOIRE	11	15	38	18	16
TANZANIA REP	16	22	33	17	-20
MOROCCO	17	14	-20	16	19
KENYA	11	15	37	14	-9
SUDAN	10	15	59	13	-14
GHANA	3	7	135	7	0
JORDAN	4	6	58	5	-16
LEBANON	3	4	23	3	-24
ZAMBIA	2	4	113	3	-31
ALGERIA	1	2	31	2	9
MOZAMBIQUE	3	3	-17	2	-30
MADAGASCAR	2	2	25	2	-24
YEMEN REPUBLC	1	2	220	2	-21
SENEGAL	2	3	100	1	-56
LIBYA	1	2	245	1	-46
SYRIA	1	1	52	1	14
ZIMBABWE	4	1	-72	1	-10
NAMIBIA	1	0	-100	1	0
MAURITIUS	1	1	37	1	-32
EXPORTS OF TOP COUNTIRES	280	350	25	385	10
CHAPTER WISE TOTAL EXPORT TO FOCUS REGION	281	350	25	385	10
% OF TOP EXPORTING COUNTRIES	100	100		100	

Source: DGCI&S



EXPORTS OF AGRO CHEMICALS (CHAPTER 38) TO ASEAN COUNTRIES FOR THE YEAR 2017-18, 2018-19 & 2019-20

USD in Million

Country	2017-18 (Actual)	2018-19 (Actual)	% growth	2019-20 (Provisional)	% growth
VIETNAM SOC REP	87	87	0	101	16
INDONESIA	61	74	22	65	-12
THAILAND	55	72	31	53	-26
SINGAPORE	18	29	60	25	-15
MALAYSIA	17	16	-3	18	13
PHILIPPINES	19	23	23	18	-23
MYANMAR	10	10	4	14	39
CAMBODIA	0	1	55	2	257
FIJI IS	1	0	-15	1	20
EXPORTS OF TOP COUNTRIES	267	313	17	297	-5
CHAPTER WISE TOTAL EXPORT TO FOCUS REGION	267	313	17	297	-5
% OF TOP EXPORTING COUNTRIES	100	100		100	

Source: DGCI&S

EXPORTS OF AGRO CHEMICALS (CHAPTER 38) TO CIS COUNTRIES FOR THE YEAR 2017-18, 2018-19 & 2019-20

USD in Million

Country	2017-18 (Actual)	2018-19 (Actual)	% growth	2019-20 (Provisional)	% growth
RUSSIA	16	29	77	39	37
UKRAINE	4	7	76	11	46
UZBEKISTAN	1	2	0	2	11
GEORGIA	3	2	0	2	-8
AZERBAIJAN	0	1	0	1	0
BELARUS	0	0	0	1	0
ARMENIA	0	2	0	1	0
EXPORTS OF TOP COUNTRIES	24	42	73	56	34
CHAPTER WISE TOTAL EXPORT TO FOCUS REGION	25	43	74	57	32
% OF TOP EXPORTING COUNTRIES	98	98		100	

Source: DGCI&S



EXPORTS OF AGRO CHEMICALS (CHAPTER 38) TO LAC COUNTRIES FOR THE YEAR 2017-18, 2018-19 & 2019-20

USD in Million

Country	2017-18 (Actual)	2018-19 (Actual)	% growth	2019-20 (Provisional)	% growth
BRAZIL	386	616	59	662	8
ARGENTINA	53	72	35	114	59
COLOMBIA	24	30	27	26	-15
COSTA RICA	14	27	86	24	-12
PARAGUAY	15	21	38	20	-3
ECUADOR	7	9	35	7	-17
CHILE	6	6	-8	7	30
GUATEMALA	9	10	8	7	-33
BOLIVIA	6	8	33	6	-24
URUGUAY	6	9	57	5	-41
PERU	5	5	12	5	-4
DOMINIC REP	2	2	15	3	35
HAITI	2	2	-6	2	20
NICARAGUA	2	2	-22	2	9
VENEZUELA	2	1	-60	1	31
PANAMA REPUBLIC	1	1	16	1	-33
HONDURAS	0	1		1	3
EXPORTS OF TOP COUNTRIES	540	820	52	893	9
CHAPTER WISE TOTAL EXPORT TO FOCUS REGION	543	823	52	895	9
% OF TOP EXPORTING COUNTRIES	100	100		100	

Source: DGCI&S



EXPORTS OF AGRO CHEMICALS (CHAPTER 38) TO EUROPEAN UNION COUNTRIES FOR THE YEAR 2017-18, 2018-19 & 2019-20

USD in Million

Country	2017-18 (Actual)	2018-19 (Actual)	% growth	2019-20 (Provisional)	% growth
FRANCE	108	118	10	110	-7
BELGIUM	78	91	16	108	19
GERMANY	33	46	42	61	32
NETHERLAND	71	70	-2	57	-18
ITALY	19	24	25	19	-18
PORTUGAL	8	10	32	19	86
SLOVENIA	2	9	423	17	91
POLAND	7	8	3	12	54
SPAIN	11	10	-7	12	12
LATVIA	3	4	60	11	173
GREECE	3	2	-43	3	68
BULGARIA	5	3	0	3	-1
LITHUANIA	2	1	-32	1	33
IRELAND	1	1	39	1	-15
DENMARK	1	1	0	1	-29
EXPORTS OF TOP COUNTRIES	351	399	14	436	9
CHAPTER WISE TOTAL EXPORT TO FOCUS REGION	355	402	13	438	9
% OF TOP EXPORTING COUNTRIES	99	99		100	

Source: DGCI&S

EXPORTS OF AGRO CHEMICALS (CHAPTER 38) TO NORTH AMERICA COUNTRIES FOR THE YEAR 2017-18, 2018-19 & 2019-20

USD in Million

Country	2017-18 (Actual)	2018-19 (Actual)	% growth	2019-20 (Provisional)	% growth
U S A	486	606	25	655	8
MEXICO	34	42	24	33	-23
CANADA	11	7	-32	11	43
EXPORTS OF TOP COUNTRIES	531	656	24	698	6
CHAPTER WISE TOTAL EXPORT TO FOCUS REGION	531	656	24	698	6
% OF TOP EXPORTING COUNTRIES	100	100		100	

Source: DGCI&S




EXPORTS OF AGRO CHEMICALS (CHAPTER 38) TO GENERAL COUNTRIES FOR THE YEAR 2017-18, 2018-19 & 2019-20

USD in Million

Country	2017-18 (Actual)	2018-19 (Actual)	% growth	2019-20 (Provisional)	% growth
JAPAN	126	62	-50	107	72
CHINA P RP	69	82	19	83	1
BANGLADESH PR	75	77	3	69	-10
U K	23	37	57	49	34
TURKEY	45	50	11	49	-2
AUSTRALIA	57	51	-10	42	-18
NEPAL	18	24	38	27	13
KOREA RP	23	32	44	22	0
SRI LANKA DSR	9	12	38	13	4
TAIWAN	15	12	-19	12	-3
SWITZERLAND	7	8	18	11	47
PAKISTAN IR	25	31	25	11	-63
NEW ZEALAND	9	9	1	7	-22
MALI	6	9	44	6	-29
RWANDA	4	4	16	5	24
GUINEA	3	4	21	5	34
CAMEROON	5	6	16	4	-29
IRAQ	3	6	94	4	-38
AFGHANISTAN	1	1	27	3	147
MALAWI	2	3	59	2	-17
TUNISIA	2	2	-9	2	13
SOMALIA	0	1		2	113
CHAD	0	0	0	2	0
BHUTAN	1	1	32	1	60
BURKINA FASO	6	2	-67	1	-45
MAURITANIA	0	1	0	1	69
MALDIVES	0	1		1	40
DJIBOUTI	0	1		1	-39
EXPORTS OF TOP COUNTRIES	533	530	-1	543	3
CHAPTER WISE TOTAL EXPORT TO FOCUS REGION	537	547	2	545	0
% OF TOP EXPORTING COUNTRIES	99	97		100	

Source: DGCI&S



PANEL 3: COSMETICS (CHAPTER 33), TOILETRIES (CHAPTER 34) & ESSENTIAL OILS (CHAPTER 33)

OVERVIEW OF INDIAN COSMETICS, TOILETRIES & ESSENTIAL OIL INDUSTRY

The increasing healthcare awareness especially during the current global pandemic situation coupled with rising disposable income has categorized soaps and detergents as an essential consumable product in the developed as well as developing regions. Soaps and detergents are vital necessities as consumer goods are used by the large population base. The vendors are expanding their business by building manufacturing facilities in the developing economies such as China and India, which have high potential in terms of revenue. Therefore, the potential opportunities in the developing economies are expected to provide ample of demand for the product.

It has been reported that Asia Pacific region is projected to grow at a highest rate from 2019. The steady growing textile market of the region is expected to provide a stable demand for the soaps and detergent products. The rising population of the region coupled with rapid urbanization in countries such as India, China, Indonesia, and Malaysia is expected to be the key driver for the rising demand for the said items.

You may be aware that social media & favorable demographics are playing an important role in spreading awareness about cosmetic products and developing fashion consciousness, not only in metros but also in tier-1 & 2 cities. Further, herbal cosmetics products are driving growth due to increasing adoption, and the segment alone is expected to grow at 15%.

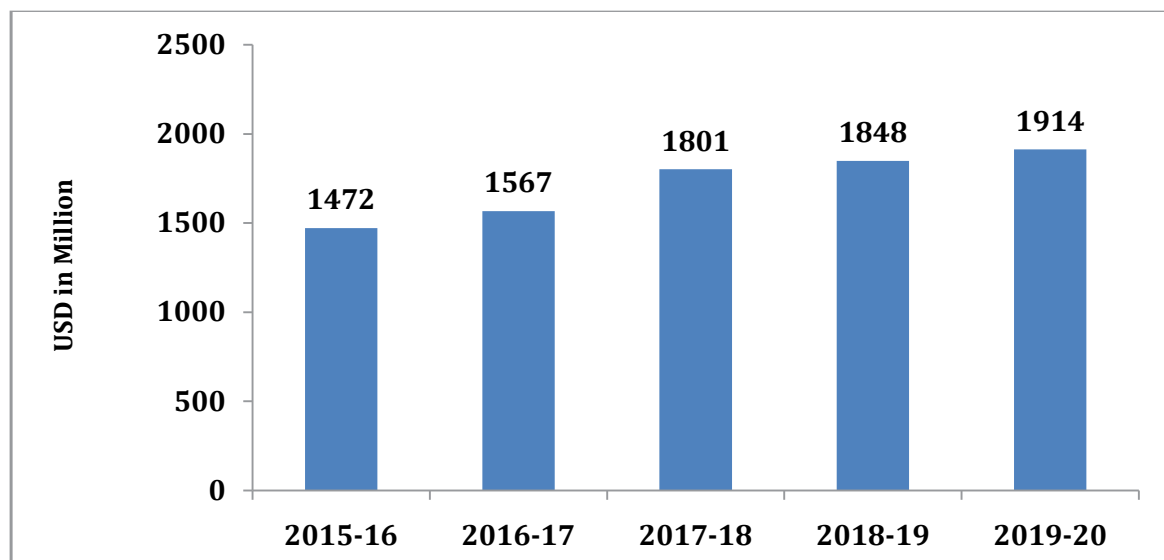
The Indian cosmetics industry caters to the population by two channels - organized and unorganized. With the compelling demand for branded products, the Indian cosmetics industry has opened up the market to foreign brands for investment. Indian cosmetic companies, especially of herbal brands are establishing their overseas footprints.

The overall Essential oils industry has seen significant growth in recent years. Changing consumer lifestyles, as well as rising disposable income of the consumers in the developing countries is stimulating the growth of this market. In recent years, the awareness about medicinal properties of essential oils has increased; this has led to a significant increase in the use of essential oils in pharmaceuticals. Furthermore, the rising concerns about depletion and exploitation of natural resources is expected to pose a restraint to the growth of essential oils market.

The global essential oils market is projected to register an estimated CAGR of 9.2%, during the forecast period, 2018-2023. The essential oils market is expected to project a significant growth in the near future.

The total export performance of Cosmetics, Soaps, Toiletries and Essential Oils during the period April 2019 to March, 2020 is US \$ 1914 million as compared to US \$ 1848 million of the corresponding period of previous year, registering a growth of 4%.

PANEL-III : Cosmetics (Chapter 33), Soap & Toiletries (Chapter 34) and Essential oils (Chapter 33)

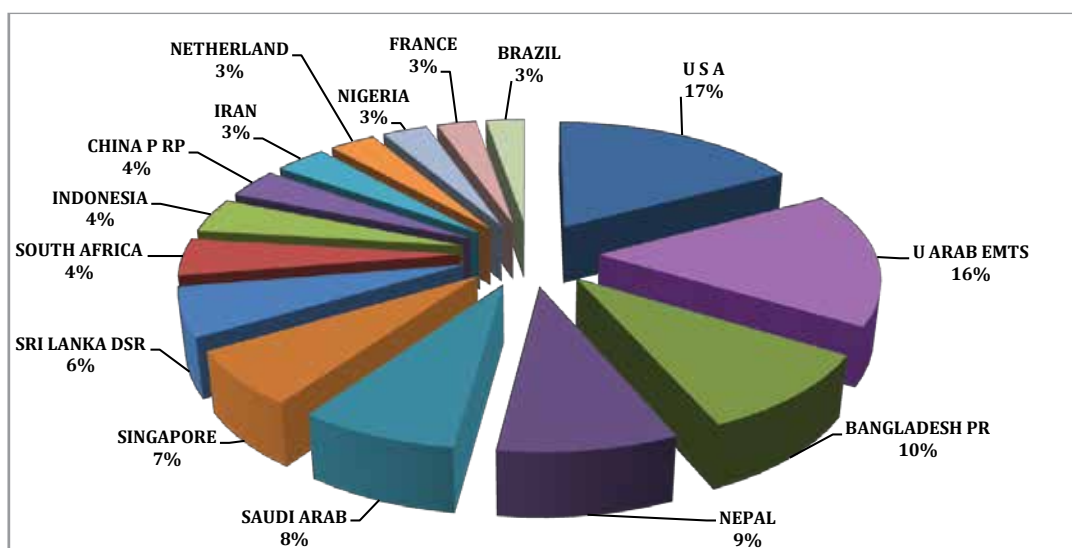


(USD in million)

Year	2015-16	2016-17	2017-18	2018-19	2019-20
Export	1472	1567	1801	1848	1914

Source: DGCI&S

PANEL-III : Cosmetics (Chapter 33), Soap & Toiletries (Chapter 34) and Essential oils (Chapter 33)



USD in Million

COUNTRY	U S A	U ARAB EMTS	BANGLADESH PR	NEPAL	SAUDI ARAB	SINGAPORE	SRI LANKA DSR	SOUTH AFRICA	INDONESIA	CHINA P RP	IRAN	NETHERLAND	NIGERIA	FRANCE	BRAZIL
2019-20	208	200	118	105	93	81	72	55	51	43	43	38	38	33	32
2018-19	201	191	108	105	88	71	76	49	45	37	23	35	35	32	28
2017-18	208	187	101	100	87	77	75	45	41	29	20	35	28	30	30

Source: DGCI&S



COSMETICS (CHAPTER 33), SOAP & TOILETRIES (CHAPTER 34) EXPORTS TO TOP 15 COUNTRIES FOR THE YEAR 2017-18, 2018-19 & 2019-20

USD in Million


Country	2017-18 (Actual)	2018-19 (Actual)	% growth	2019-20 (Provisional)	% growth
U ARAB EMTS	183	183	0	182	0
U S A	175	167	-5	177	6
BANGLADESH PR	98	105	7	115	10
NEPAL	98	102	4	103	0
SAUDI ARAB	86	85	-1	87	2
SINGAPORE	74	68	-8	78	14
SRI LANKA DSR	73	74	1	69	-7
SOUTH AFRICA	44	44	1	51	15
CHINA P RP	26	33	29	40	22
NETHERLAND	32	32	0	36	11
INDONESIA	27	27	3	31	15
BRAZIL	28	27	-5	31	16
NIGERIA	24	29	21	31	10
JAPAN	26	26	-2	29	11
U K	26	29	14	27	-8
EXPORTS OF TOP COUNTIRES	1020	1031	1	1087	5
CHAPTER WISE TOTAL EXPORT TO FOCUS REGION	1655	1676	1	1709	2
% OF TOP EXPORTING COUNTRIES	62	62		64	

Source : DGCI&S

EXPORTS OF COSMETICS (CHAPTER 33), SOAP & TOILETRIES (CHAPTER 34) THROUGH MAJOR PORTS FOR THE YEAR 2017-18, 2018-19 & 2019-20

USD in Million

Country	2017-18 (Actual)	2018-19 (Actual)	% growth	2019-20 (Provisional)	% growth
NHAVA SHEVA SEA	548	554	1	540	-3
MUNDRA	183	171	-6	197	15
SEZ KANDLA	140	123	-13	146	19
ICD BANGALORE	50	58	17	70	21
HAZIRA PORT, SURAT	40	44	10	56	27
RAXAUL LAND	53	54	2	53	-3



SEZ DAHEJ	73	87	20	49	-44
ICD SABARMATI	48	50	5	47	-8
PETRAPOLE LAND	32	35	10	46	30
CHENNAI SEA	40	42	4	42	-1
NAUTANWA (SONAULI)	37	40	7	39	-1
DELHI (ICD)	44	50	14	37	-26
EPZ/SEZ SURAT	26	29	13	32	10
CHENNAI EPZ	21	27	26	26	-2
MUMBAI AIR	13	17	37	25	41
KOLKATA SEA	26	26	0	24	-8
DELHI AIR	20	25	25	23	-10
KATTUPALLI PORT/TIRUVALLUR	15	21	44	21	-1
COCHIN SEA	25	25	-1	20	-21
PIPAVAB(VICYOR)	13	12	-6	18	47
ICD PIYALA BALLAGARH	7	7	-6	17	157
ICD NOIDA-DADRI	14	13	-11	14	11
TUTICORIN SEA	10	9	-3	11	19
ICD KANAKPURA	6	18	227	9	-53
CGML DADRI	7	6	-7	9	37
KRISHNAPATNAM	9	10	4	8	-17
SEZ NOIDA	0	6		7	13
SEZ COCHIN	4	6	39	7	21
JAIGAON	6	6	4	7	7
CFS PATPARGANJ	2	1	-28	7	509
ICD CHOWPAYAL	1	5		6	4
CHENNAI AIR	5	5	12	5	-2
ICD SANDKHEDA KASHIPUR	5	6	22	5	-17
ICD BHUSAWAL	14	11	-24	5	-57
ICD PITHAMPUR (INDORE)	2	3	109	5	33
ICD ANKLESHWAR	6	2	-70	4	139
BANGALORE AIRPORT	3	4	20	4	-6
JOGBANI	4	4	23	4	-17
ICDTHAR DRY PORT	6	8	47	3	-67



ICD HYDERABAD	4	4	2	3	-34
ICDTUMB	0	2		3	24
HYDERABAD AIRPORT	2	2	9	2	46
NEWMANGALORE SEA	3	5	74	2	-50
ICD DHANDARI KALAN, PSWC	3	3	15	2	-34
ICD SAHNEWAL, GRFL	5	2	-48	2	-17
KOLKATA AIR	0	2		2	6
ICD LUDHIANA	1	2	30	2	16
TOOTHIBARI, MAHARAJGANJ	0	0	-50	2	
ICD GARHIHARSARU	7	3	-48	2	-52
ICD THAR DRY PORT, JODHPUR	0	1		1	13
J MATADEE CHENNAI	0	2		1	-22
ICD KANECH, INLOGISTICS	1	1	44	1	-3
GOURIPHANTA	2	1	-50	1	6
ICD TUTICORIN	1	1	-6	1	12
AHMEDABAD AIR CARGO COMPLEX	1	1	27	1	-9
ICD PALWAL, BHAGOLA-JANAULI	1	1	15	1	-3
ICD KATHUWAS ALWAR	0	1	0	1	27
ICD NAGPUR	1	1	6	1	17
ICD DURGAPUR, WB	0	0		1	
MARMAGOA SEA	4	3	-26	1	-71
ICD TONDIAR-PET CHENNAI	1	0	-16	1	72
CFS MULUND	1	1	90	1	-46
NEPALGANJ	0	1		1	-18
ICD SONIPAT	0	1		1	1

Source : DGCI&S



COSMETICS (CHAPTER 33), SOAP & TOILETRIES (CHAPTER 34) EXPORTS TO AFRICA & WANA COUNTRIES FOR THE YEAR 2017-18, 2018-19 & 2019-20

USD in Million

Country	2017-18 (Actual)	2018-19 (Actual)	% growth	2019-20 (Provisional)	% growth
SOUTH AFRICA	44	44	1	51	15
NIGERIA	24	29	21	31	10
IRAN	19	21	16	24	10
EGYPT A RP	26	26	1	18	-29
JORDAN	9	10	10	14	40
KENYA	11	14	36	14	-1
ANGOLA	14	16	9	14	-13
TANZANIA REP	10	11	15	11	-6
YEMEN REPUBLC	10	8	-22	10	27
SUDAN	7	6	-17	10	58
ISRAEL	8	7	-8	8	0
ALGERIA	5	4	-24	7	105
SENEGAL	2	4	141	7	62
ETHIOPIA	4	6	47	6	-10
UGANDA	4	3	-29	6	93
MAURITIUS	4	5	23	5	2
MOROCCO	4	4	6	5	23
LIBYA	3	4	63	4	-1
LEBANON	2	5	133	4	-24
GHANA	4	4	22	4	-13
ZAMBIA	4	5	13	3	-26
MOZAMBIQUE	2	3	44	2	-29
SYRIA	4	3	-30	2	-36
ZIMBABWE	3	2	-24	2	-21
COTE D' IVOIRE	1	1	-34	1	96
MADAGASCAR	1	1	-11	1	15
NAMIBIA	1	1	5	1	-35
EXPORTS OF TOP COUNTIRES	228	249	9	264	6
CHAPTER WISE TOTAL EXPORT TO FOCUS REGION	229	250	9	265	6
% OF TOP EXPORTING COUNTRIES	100	100		100	

Source: DGCI&S

COSMETICS (CHAPTER 33), SOAP & TOILETRIES (CHAPTER 34) EXPORTS TO ASEAN COUNTRIES FOR THE YEAR 2017-18, 2018-19 & 2019-20

USD in Million

Country	2017-18 (Actual)	2018-19 (Actual)	% growth	2019-20 (Provisional)	% growth
SINGAPORE	74	68	-8	78	14
INDONESIA	27	27	3	31	15
MALAYSIA	30	28	-7	23	-17
THAILAND	27	19	-29	22	17
VIETNAM SOC REP	9	11	20	12	13
MYANMAR	9	11	32	12	4
PHILIPPINES	7	9	43	12	23
FIJI IS	2	2	18	2	-4
CAMBODIA	1	1	35	1	17
EXPORTS OF TOP COUNTRIES	185	177	-4	193	9
CHAPTER WISE TOTAL EXPORT TO FOCUS REGION	185	178	-4	194	9
% OF TOP EXPORTING COUNTRIES	100	100		100	

Source: DGCI&S

COSMETICS (CHAPTER 33), SOAP & TOILETRIES (CHAPTER 34) EXPORTS TO CIS COUNTRIES FOR THE YEAR 2017-18, 2018-19 & 2019-20

USD in Million

Country	2017-18 (Actual)	2018-19 (Actual)	% growth	2019-20 (Provisional)	% growth
RUSSIA	13	14	9	15	3
UKRAINE	3	3	-6	3	15
KAZAKHSTAN	1	1	-13	1	76
UZBEKISTAN	1	2	77	1	-24
TURKMENISTAN	0	0	79	1	150
KYRGHYZSTAN	0	1		0	-27
EXPORTS OF TOP COUNTRIES	18	20	11	21	6
CHAPTER WISE TOTAL EXPORT TO FOCUS REGION	19	21	11	22	5
% OF TOP EXPORTING COUNTRIES	97	97		98	

Source: DGCI&S



**COSMETICS (CHAPTER 33), SOAP & TOILETRIES (CHAPTER 34) EXPORTS TO LAC COUNTRIES
FOR THE YEAR 2017-18, 2018-19 & 2019-20**

USD in Million

Country	2017-18 (Actual)	2018-19 (Actual)	% growth	2019-20 (Provisional)	% growth
BRAZIL	28	27	-5	31	16
ARGENTINA	7	7	-9	7	7
HAITI	8	5	-36	5	-11
COLOMBIA	4	4	14	4	-15
HONDURAS	2	3	8	3	2
PARAGUAY	2	2	42	2	-11
CHILE	1	2	67	2	-17
PANAMA REPUBLIC	4	1	-70	2	71
PERU	2	2	-4	2	-10
GUATEMALA	1	4	202	1	-67
TRINIDAD	2	2	2	1	-9
DOMINIC REP	1	1	-39	1	75
URUGUAY	1	1	-14	1	-8
SURINAME	1	1	38	1	-11
EXPORTS OF TOP COUNTRIES	65	62	-4	63	2
CHAPTER WISE TOTAL EXPORT TO FOCUS REGION	68	65	-4	66	1
% OF TOP EXPORTING COUNTRIES	96	95		96	

Source : DGCI&S

**COSMETICS (CHAPTER 33), SOAP & TOILETRIES (CHAPTER 34) EXPORTS TO
EUROPEAN UNION COUNTRIES
FOR THE YEAR 2017-18, 2018-19 & 2019-20**

USD in Million

Country	2017-18 (Actual)	2018-19 (Actual)	% growth	2019-20 (Provisional)	% growth
NETHERLAND	32	32	0	36	11
GERMANY	22	25	14	24	-4
BELGIUM	15	16	8	16	-1
SPAIN	13	10	-27	11	11
FRANCE	11	12	5	11	-4
POLAND	10	6	-36	8	34
ITALY	8	9	8	10	17
LATVIA	5	2	-57	4	73
BULGARIA	1	1	-38	1	23
SLOVENIA	1	1	-30	2	151
FINLAND	1	0	-53	0	-26
HUNGARY	1	0	-28	1	41
GREECE	1	0	-22	1	164
ROMANIA	1	1	-4	1	-3
SWEDEN	1	1	68	1	11
CZECH REPUBLIC	0	1		0	-43
AUSTRIA	0	1		1	1
EXPORTS OF TOP COUNTRIES	122	117	-4	127	9
CHAPTER WISE TOTAL EXPORT TO FOCUS REGION	124	119	-4	130	10
% OF TOP EXPORTING COUNTRIES	99	99		98	

SOURCE : DGCI&S

**COSMETICS (CHAPTER 33), SOAP & TOILETRIES (CHAPTER 34) EXPORTS TO NORTH
AMERICA COUNTRIES
FOR THE YEAR 2017-18, 2018-19 & 2019-20**

USD in Million

Country	2017-18 (Actual)	2018-19 (Actual)	% growth	2019-20 (Provisional)	% growth
U S A	175	167	-5	177	6
CANADA	13	12	-7	11	-7
MEXICO	7	5	-19	6	19
EXPORTS OF TOP COUNTRIES	195	184	-6	194	5
CHAPTER WISE TOTAL EXPORT TO FOCUS REGION	195	184	-6	194	5
% OF TOP EXPORTING COUNTRIES	100	100		100	

Source: DGCI&S



**COSMETICS (CHAPTER 33), SOAP & TOILETRIES (CHAPTER 34) EXPORTS TO
GENERAL COUNTRIES
FOR THE YEAR 2017-18, 2018-19 & 2019-20**

USD in Million

Country	2017-18 (Actual)	2018-19 (Actual)	% growth	2019-20 (Provisional)	% growth
BANGLADESH PR	98	105	7	115	10
NEPAL	98	102	4	103	0
SRI LANKA DSR	73	74	1	69	-7
CHINA P RP	26	33	29	40	22
JAPAN	26	26	-2	29	11
U K	26	29	14	27	-8
TURKEY	22	24	7	23	-3
PAKISTAN IR	61	52	-15	17	-67
AUSTRALIA	21	20	-4	16	-17
KOREA RP	16	15	-8	13	-9
BHUTAN	6	6	4	7	9
CONGO D. REP.	3	4	33	7	57
IRAQ	6	6	1	6	0
MALDIVES	5	5	5	6	18
AFGHANISTAN	5	6	21	6	-6
TAIWAN	8	6	-26	5	-8
SWITZERLAND	2	2	16	5	114
NEW ZEALAND	5	4	-11	4	-10
SOMALIA	2	3	53	3	-15
CAMEROON	1	2	67	2	20
GAMBIA	1	1	33	1	3
MALAWI	1	1	-52	1	88
MAURITANIA	1	0	-38	1	70
DJIBOUTI	0	1		1	-4
CHAD	0	0		1	
RWANDA	0	0		1	
SIERRA LEONE	1	1	-15	1	16
LIBERIA	1	0	-15	1	23
BURKINA FASO	0	0	38	1	176
GUINEA	1	1	13	1	-14
BENIN	0	1		1	-9
MALI	0	1		1	-1
EXPORTS OF TOP COUNTIRES	515	530	3	511	-4
CHAPTER WISE TOTAL EXPORT TO FOCUS REGION	518	532	3	514	-4
% OF TOP EXPORTING COUNTRIES	100	100		99	

Source: DGCI&S

ESSENTIAL OILS (CHAPTER 33) EXPORTS TO TOP 15 COUNTRIES FOR THE YEAR 2017-18, 2018-19 & 2019-20

USD in Million


Country	2017-18 (Actual)	2018-19 (Actual)	% growth	2019-20 (Provisional)	% growth
U S A	33	35	5	31	-10
FRANCE	18	20	9	22	9
INDONESIA	14	18	24	20	10
IRAN	1	1	0	20	
U ARAB EMTS	4	9	146	17	94
NIGERIA	4	6	55	6	-3
SAUDI ARAB	1	3	152	6	103
EGYPT A RP	1	2	232	5	127
SPAIN	4	5	0	5	-4
GERMANY	6	5	-28	5	0
U K	4	5	15	4	-19
SOUTH AFRICA	1	5	0	4	-16
VIETNAM SOC REP	2	3	53	3	8
BANGLADESH PR	3	3	16	3	-3
CHINA P RP	3	3	20	3	-6
TOTAL EXPORTS OF ESSENTIAL OILS TO TOP COUNTRIES	99	123	24	154	25
CHEMEXCIL'S TOTAL EXPORTS	146	172	18	205	19
% OF TOP EXPORTING COUNTRIES	68	71		75	

Source: DGCI&S

EXPORTS OF ESSENTIAL OIL (CHAPTER 33) THROUGH MAJOR PORTS FOR THE YEAR 2017-18, 2018-19 & 2019-20

USD in Million

Country	2017-18 (Actual)	2018-19 (Actual)	% growth	2019-20 (Provisional)	% growth
NHAVA SHEVA SEA	24	29	19	45	58
SEZ DAHEJ	3	16	441	24	53
DELHI AIR	22	25	11	22	-10
ICD BANGALORE	16	20	0	22	10
DELHI (ICD)	10	7	-28	12	63
CHENNAI AIR	11	13	15	9	-28
COCHIN SEA	8	11	48	8	-31
COCHIN AIRPORT	8	6	-25	7	26



MUMBAI AIR	4	6	43	6	6
SEZ NOIDA	0	4	0	5	47
BANGALORE AIRPORT	4	5	33	5	3
KOLKATA AIR	2	4	75	5	13
KOLKATA SEA	3	3	4	4	19
CHENNAI SEA	3	3	4	3	6
TUTICORIN SEA	2	3	80	3	-11
ACC COIMBATORE	2	2	37	2	-10
MUNDRA	1	2	45	2	-11
JAIGAON	1	1	76	1	9
HYDERABAD AIRPORT	0	1		1	0
RAXAUL LAND	1	1	59	1	-15
ICD SABARMATI	2	1	-11	1	-29
NAUTANWA (SONAULI)	0	1		1	-31
CGML DADRI	1	0	-25	1	41
EPZ/SEZ SURAT	0	1	52	1	-23

Source: DGCI&S

EXPORTS OF ESSENTIAL OIL (CHAPTER 33) TO AFRICA & WANA COUNTRIES FOR THE YEAR 2017-18, 2018-19 & 2019-20

Country	USD in Million				
	2017-18 (Actual)	2018-19 (Actual)	% growth	2019-20 (Provisional)	% growth
IRAN	1	1	0	20	1616
NIGERIA	4	6	55	6	-3
EGYPT A RP	1	2		5	127
SOUTH AFRICA	1	5		4	-16
JORDAN	0	2		3	77
LEBANON	0	1		2	82
KENYA	0	0		1	152
ETHIOPIA	0	1		1	61
UGANDA	2	2	7	1	-61
TANZANIA REP	1	1	2	1	55
GHANA	1	1	21	1	-6
EXPORTS OF TOP COUNTRIES	12	22	92	45	103
CHAPTER WISE TOTAL EXPORT TO FOCUS REGION	13	25	90	46	89
% OF TOP EXPORTING COUNTRIES	89	90		96	

Source: DGCI&S

EXPORTS OF ESSENTIAL OIL (CHAPTER 33) TO ASEAN COUNTRIES FOR THE YEAR 2017-18, 2018-19 & 2019-20

USD in Million

Country	2017-18 (Actual)	2018-19 (Actual)	% growth	2019-20 (Provisional)	% growth
INDONESIA	14	18	24	20	10
VIETNAM SOC REP	2	3	53	3	8
SINGAPORE	3	3	10	3	1
MALAYSIA	1	1	-17	1	6
THAILAND	1	1	16	1	-17
MYANMAR	1	2	16	0	-74
EXPORTS OF TOP COUNTRIES	22	27	22	28	3
CHAPTER WISE TOTAL EXPORT TO FOCUS REGION	22	27	22	28	3
% OF TOP EXPORTING COUNTRIES	100	100		99	

Source: DGCI&S

EXPORTS OF ESSENTIAL OIL (CHAPTER 33) TO LAC COUNTRIES FOR THE YEAR 2017-18, 2018-19 & 2019-20

USD in Million

Country	2017-18 (Actual)	2018-19 (Actual)	% growth	2019-20 (Provisional)	% growth
BRAZIL	2	1	0	1	-27
COLOMBIA	0	0	0	1	307
EXPORTS OF TOP COUNTRIES	2	1	0	2	24
CHAPTER WISE TOTAL EXPORT TO FOCUS REGION	3	2	-18	2	11
% OF TOP EXPORTING COUNTRIES	81	68		76	

SOURCE:DGCI&S

EXPORTS OF ESSENTIAL OIL (CHAPTER 33) TO EUROPEAN UNION COUNTRIES FOR THE YEAR 2017-18, 2018-19 & 2019-20

USD in Million

Country	2017-18 (Actual)	2018-19 (Actual)	% growth	2019-20 (Provisional)	% growth
FRANCE	18	20	9	22	9
SPAIN	4	5	46	5	-4
GERMANY	6	5	-28	5	0
NETHERLAND	3	3	14	2	-14
BELGIUM	1	1	0	1	56
POLAND	0	0	0	0	0
ITALY	0	1		0	
EXPORTS OF TOP COUNTRIES	32	34	7	35	4
CHAPTER WISE TOTAL EXPORT TO FOCUS REGION	33	36	9	37	2
% OF TOP EXPORTING COUNTRIES	96	95		97	

SOURCE : DGCI&S

EXPORTS OF ESSENTIAL OIL (CHAPTER 33) TO NORTH AMERICA COUNTRIES FOR THE YEAR 2017-18, 2018-19 & 2019-20

USD in Million					
Country	2017-18 (Actual)	2018-19 (Actual)	% growth	2019-20 (Provisional)	% growth
U S A	33	35	5	31	-10
CANADA	2	2	-21	1	-11
MEXICO	1	1	0	1	0
EXPORTS OF TOP COUNTRIES	35	37	5	33	-10
CHAPTER WISE TOTAL EXPORT TO FOCUS REGION	35	37	5	33	-10
% OF TOP EXPORTING COUNTRIES	100	100		100	

Source: DGCI&S

EXPORTS OF ESSENTIAL OIL (CHAPTER 33) TO GENERAL COUNTRIES FOR THE YEAR 2017-18, 2018-19 & 2019-20

USD in Million					
Country	2017-18 (Actual)	2018-19 (Actual)	% growth	2019-20 (Provisional)	% growth
U K	4	5	15	4	-19
BANGLADESH PR	3	3	16	3	-3
CHINA P RP	3	3	0	3	0
SRI LANKA DSR	2	3	26	3	19
SWITZERLAND	1	2	82	3	34
AUSTRALIA	2	3	38	3	3
NEPAL	2	3	64	2	-13
PAKISTAN IR	1	2	126	2	-6
JAPAN	2	3	28	2	-47
TURKEY	1	1	-7	1	140
KOREA RP	1	1	38	1	68
BHUTAN	1	1	78	1	9
TAIWAN	0	1	55	1	6
EXPORTS OF TOP COUNTRIES	22	30	34	29	-1
CHAPTER WISE TOTAL EXPORT TO FOCUS REGION	24	32	33	31	-2
% OF TOP EXPORTING COUNTRIES	93	94		94	

Source: DGCI&S



PANEL 4: CASTOR OIL (CHAPTER 15)

OVERVIEW OF INDIAN CASTOR OIL INDUSTRY

India meets 90 per cent of the global demand of castor oil. India's exports of castor oil and derivatives are estimated to be worth over Rs 7,500 crore (\$ 1.1 billion) per annum. The global castor derivatives market estimated to be over \$3 billion is highly dependent on India.

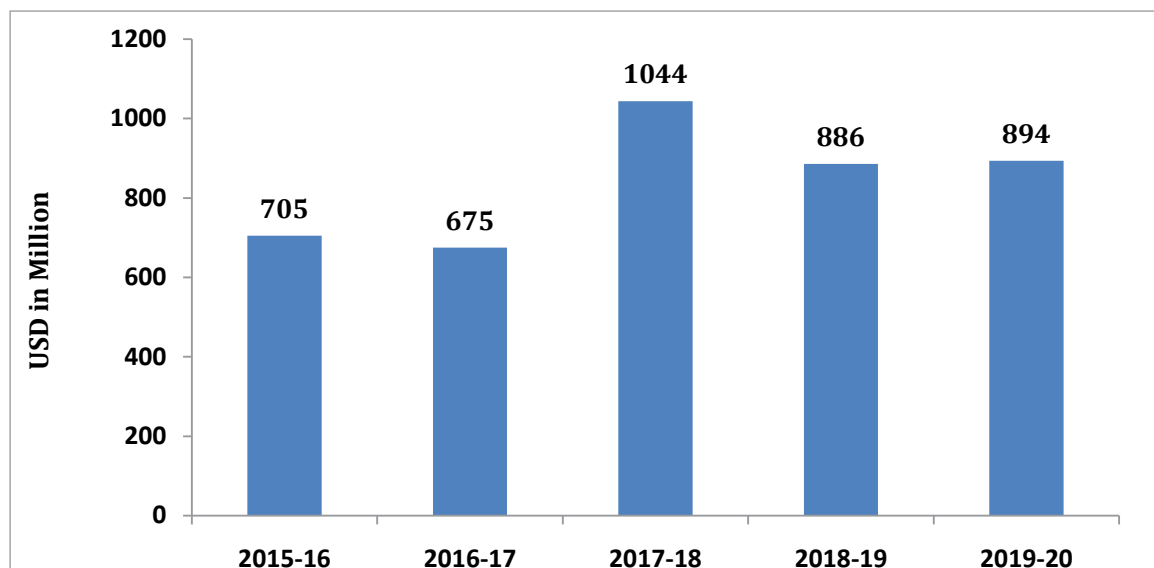
Owing to its unique chemical structure and rich properties, Castor oil and its derivatives find uses in many industries such as cosmetics, food, lubricants, paints, agriculture, pharmaceuticals, perfumeries, inks & adhesives, textile chemicals, etc. After plant oils, castor oil is considered to be the most required oil. However, growing concerns pertaining to biofuels specially biodiesel and biopolymer across the globe is pushing castor oil.

Castor Oil price is closely related to crude oil price and since Crude Oil price is going down it has also affected the price of Castor Oil realizing lower price than expected. However, recently Crude Oil prices having started firming up, it is hoped that Castor Oil price will come up and we will be in a position to realize higher and better price for export of Castor Oil from India.

Although there is apprehension about the downward trend in exports of Castor Oil, there is good opportunity for India for value added derivatives of castor oil if incentivized adequately.

The total export performance of Castor Oils and its derivatives during the period April 2019 to March, 2020 is US \$ 894 million as compared to US \$ 886 million of the corresponding period of previous year, registering a growth of 1%

IV : CASTOR OIL (CHAPTER 15)

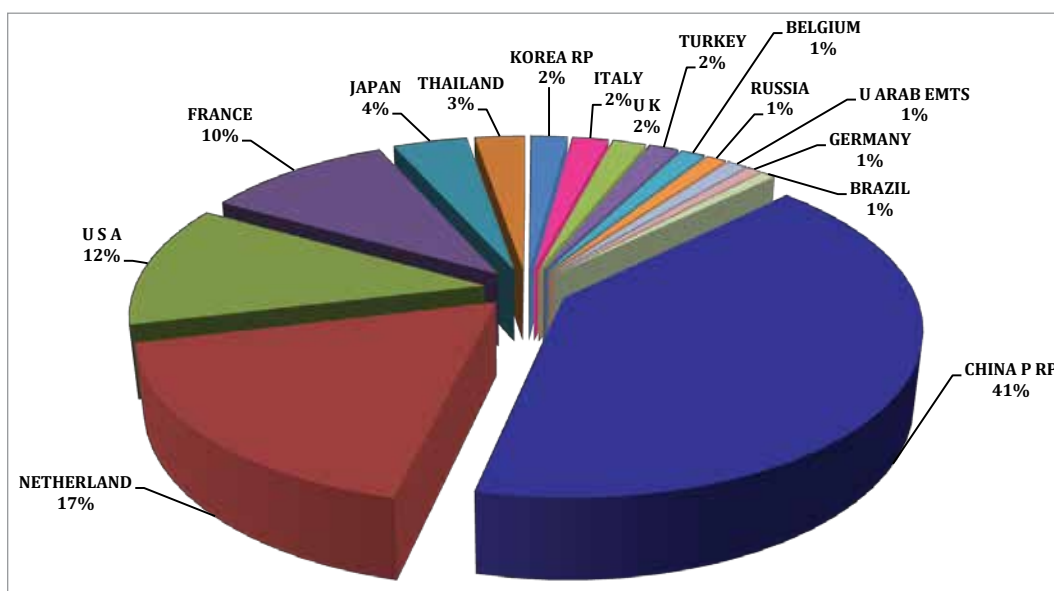


USD in Million

Year	2015-16	2016-17	2017-18	2018-19	2019-20
Export	705	675	1044	886	894

Source: DGCI&S

EXPORTS OF CASTOR OIL TO 15 COUNTRIES 2019-20



USD in Million

COUNTRY	CHINA P RP	NETHERLAND	U S A	FRANCE	JAPAN	THAILAND	KOREA RP	ITALY	U K	TURKEY	BELGIUM	RUSSIA	U ARAB EMTS	GERMANY	BRAZIL
2019-20	341	147	99	85	34	23	17	17	15	14	11	9	9	7	7
2018-19	375	133	95	67	36	33	15	14	16	11	12	8	9	6	6
2017-18	424	154	110	111	39	42	16	18	14	14	14	8	8	4	15

Source: DGCI&S

CASTOR OILS (CHAPTER 15) EXPORTS TO TOP 15 COUNTRIES FOR THE YEAR 2017-18, 2018-19 & 2019-20

USD in Million

Country	2017-18 (Actual)	2018-19 (Actual)	% growth	2019-20 (Provisional)	% growth
CHINA P RP	424	375	-12	341	-9
NETHERLAND	154	133	-14	147	11
U S A	110	95	-13	99	4
FRANCE	111	67	-40	85	27
JAPAN	39	36	-6	34	-7
THAILAND	42	33	-23	23	-30
KOREA RP	16	15	-5	17	12
ITALY	18	14	-25	17	20
U K	14	16	11	15	-3
TURKEY	14	11	-16	14	20
BELGIUM	14	12	-18	11	-5
RUSSIA	8	8	-9	9	24
U ARAB EMTS	8	9	14	9	0
GERMANY	4	6	24	7	21
BRAZIL	15	6	-58	7	6
TOTAL EXPORTS OF CASTOR OIL TO TOP COUNTRIES	992	836	-16	834	0
CHEMEXCIL'S TOTAL EXPORTS	1044	886	-15	894	1
% OF TOP EXPORTING COUNTRIES	95	94		93	

Source: DGCI&S

EXPORTS OF CASTOR OIL (CHAPTER 15) THROUGH MAJOR PORTS FOR THE YEAR 2017-18, 2018-19 & 2019-20

USD in Million

Country	2017-18 (Actual)	2018-19 (Actual)	% growth	2019-20 (Provisional)	% growth
MUNDRA	553	543	-2	535	-1
KANDLA SEA	275	200	-27	232	16
SEZ KANDLA	69	66	-5	65	-1
PIPAVAB(VICYOR)	54	39	-26	29	-26
HAZIRA PORT, SURAT	10	12	27	17	35
NHAVA SHEVA SEA	7	7	7	6	-14
SEZ MUNDRA	1	2		2	-10
ICD THAR DRY PORT	57	12	-78	2	-86
ICD SABARMATI	14	2	-85	2	-18
CHENNAI SEA	1	1	-15	0	-37

Source: DGCI&S

EXPORTS OF CASTOR OIL (CHAPTER 15) TO AFRICA & WANA COUNTRIES FOR THE YEAR 2017-18, 2018-19 & 2019-20

USD in Million

Country	2017-18 (Actual)	2018-19 (Actual)	% growth	2019-20 (Provisional)	% growth
EGYPT A RP	2	2	-25	5	-7
SOUTH AFRICA	5	4	3	4	17
IRAN	2	4	46	2	-36
SUDAN	1	0	12	1	194
EXPORTS OF TOP COUNTRIES	9	10	14	12	19
CHAPTER WISE TOTAL EXPORT TO FOCUS REGION	12	13	6	15	16
% OF TOP EXPORTING COUNTRIES	74	80		82	

Source: DGCI&S

EXPORTS OF CASTOR OIL (CHAPTER 15) TO ASEAN COUNTRIES FOR THE YEAR 2017-18, 2018-19 & 2019-20

USD in Million

Country	2017-18 (Actual)	2018-19 (Actual)	% growth	2019-20 (Provisional)	% growth
THAILAND	42	33	-17	23	138
MALAYSIA	6	6	-82	6	61
SINGAPORE	3	2	5	4	71
INDONESIA	1	2	4	3	37
VIETNAM SOC REP	1	1	23	1	52
EXPORTS OF TOP COUNTRIES	54	45	-17	38	-15
CHAPTER WISE TOTAL EXPORT TO FOCUS REGION	54	45	-17	38	-15
% OF TOP EXPORTING COUNTRIES	99	99		99	

Source: DGCI&S

EXPORTS OF CASTOR OIL (CHAPTER 15) TO CIS COUNTRIES FOR THE YEAR 2017-18, 2018-19 & 2019-20

USD in Million

Country	2017-18 (Actual)	2018-19 (Actual)	% growth	2019-20 (Provisional)	% growth
RUSSIA	8	8	-9	9	24
UKRAINE	1	1	15	1	-12
EXPORTS OF TOP COUNTRIES	9	8	-7	10	21
CHAPTER WISE TOTAL EXPORT TO FOCUS REGION	9	8	-6	10	20
% OF TOP EXPORTING COUNTRIES	99	99		99	

Source: DGCI&S

EXPORTS OF CASTOR OIL (CHAPTER 15) TO LAC COUNTRIES FOR THE YEAR 2017-18, 2018-19 & 2019-20

USD in Million

Country	2017-18 (Actual)	2018-19 (Actual)	% growth	2019-20 (Provisional)	% growth
BRAZIL	15	6	-58	7	6
ARGENTINA	1	1	-24	1	24
EXPORTS OF TOP COUNTRIES	16	7	-56	8	8
CHAPTER WISE TOTAL EXPORT TO FOCUS REGION	17	8	-53	9	9
% OF TOP EXPORTING COUNTRIES	94	89		88	

SOURCE: DGCI&S

EXPORTS OF CASTOR OIL (CHAPTER 15) TO EUROPEAN UNION COUNTRIES FOR THE YEAR 2017-18, 2018-19 & 2019-20

USD in Million

Country	2017-18 (Actual)	2018-19 (Actual)	% growth	2019-20 (Provisional)	% growth
NETHERLAND	154	133	-14	147	11
FRANCE	111	67	-40	85	27
ITALY	18	14	-25	17	20
BELGIUM	14	12	-18	11	-5
GERMANY	4	6	24	7	21
SPAIN	4	2	-34	3	39
FINLAND	1	1	-26	1	55
GREECE	0	0	-13	1	147
EXPORTS OF TOP COUNTRIES	307	234	-24	272	16
CHAPTER WISE TOTAL EXPORT TO FOCUS REGION	309	236	-24	273	16
% OF TOP EXPORTING COUNTRIES	100	99		99	

Source: DGCI&S

EXPORTS OF CASTOR OIL (CHAPTER 15) TO NORTH AMERICA COUNTRIES FOR THE YEAR 2017-18, 2018-19 & 2019-20

USD in Million

Country	2017-18 (Actual)	2018-19 (Actual)	% growth	2019-20 (Provisional)	% growth
U S A	110	95	-13	99	4
MEXICO	5	4	-2	4	-4
CANADA	1	1	0	1	24
EXPORTS OF TOP COUNTRIES	115	101	-12	104	4
CHAPTER WISE TOTAL EXPORT TO FOCUS REGION	115	101	-12	104	4
% OF TOP EXPORTING COUNTRIES	100	100		100	

Source: DGCI&S

EXPORTS OF CASTOR OIL (CHAPTER 15) TO GENERAL COUNTRIES FOR THE YEAR 2017-18, 2018-19 & 2019-20

USD in Million

Country	2017-18 (Actual)	2018-19 (Actual)	% growth	2019-20 (Provisional)	% growth
CHINA P RP	424	375	-12	341	-9
JAPAN	39	36	-6	34	-7
KOREA RP	16	15	-5	17	12
U K	14	16	11	15	-3
TURKEY	14	11	-16	14	20
TAIWAN	5	3	-29	5	37
AUSTRALIA	3	2	-25	2	5
PAKISTAN IR	1	2	202	1	-62
EXPORTS OF TOP COUNTRIES	515	461	-10	428	-7
CHAPTER WISE TOTAL EXPORT TO FOCUS REGION	516	462	-10	429	-7
% OF TOP EXPORTING COUNTRIES	100	100		100	

Source: DGCI&S



INDEPENDENT AUDITOR'S REPORT

To the Members of
Basic Chemicals, Cosmetics & Dyes Export Promotion Council
(Limited by Guarantee)

Report on the Audit of the Financial Statements

Opinion

We have audited the financial statements of Basic Chemicals, Cosmetics & Dyes Export Promotion Council (hereinafter referred as the "Council"), which comprise the Balance Sheet as at 31st March 2020, the statement of Income and Expenditure for the year then ended and notes to the financial statements, including a summary of significant accounting policies and other explanatory information.

In our opinion and to the best of our information and according to the explanations given to us, the aforesaid financial statements give the information required by the Companies Act, 2013 ("the Act") in the manner so required and give a true and fair view in conformity with the Accounting Standards prescribed under section 133 of the Act read with Companies (Accounts) Rules, 2014 ("AS"), as amended and other accounting principles generally accepted in India, of the state of affairs of Council as at 31st March, 2020, and its surplus for the year ended on that date.

Basis for Opinion

We conducted our audit in accordance with the Standards on Auditing (SAs) specified under section 143(10) of the Act. Our responsibilities under those Standards are further described in the *Auditor's Responsibilities for the Audit of the Financial Statements* section of our report. We are independent of Council in accordance with the Code of Ethics issued by the Institute of Chartered Accountants of India together with the ethical requirements that are relevant to our audit of the financial statements under the provisions of the Act and the Rules thereunder, and we have fulfilled our other ethical responsibilities in accordance with these requirements and the Code of Ethics.

We believe that the audit evidence we have obtained is sufficient and appropriate to provide a basis for our opinion on the financial statements.


Emphasis of Matter

- a) We draw your attention to Note 19.15 of the financial statements, with regard to management's assessment about the impact on Council's activities due to COVID 19 pandemic outbreak and lockdown.

The impact of the global health pandemic may be different from that estimated as at the date of approval of these financial statements. Considering the continuing uncertainties, as explained, the Management will continue to closely monitor any material changes to future economic conditions.

- b) The Council needs to strengthen its internal control in recording of transactions and maintaining books of accounts.

Our report is not modified in respect of these matters.



Information Other than the Financial Statements and Auditor's report thereon

Council's Committee of Administration is responsible for the preparation of other information. The Other information comprises the information like Export promotional activities, activities of head office and regional offices etc., but does not include the financial statement and our auditor's report thereon.

Our opinion on the financial statements does not cover the other information and we do not express any form of assurance conclusion thereon.

In connection with our audit of the financial statements, our responsibility is to read the other information and, in doing so, consider whether the other information is materially inconsistent with the financial statements or our knowledge obtained during the course of our audit or otherwise appears to be materially misstated.

If, based on the work we have performed, we conclude that there is a material misstatement of this other information, we are required to report that fact. We have nothing to report in this regard.

Responsibilities of Management and Those Charged with Governance for the Financial Statements

The Council's Committee of Administration is responsible for the matters stated in section 134(5) of the Act, with respect to the preparation of these financial statements that give a true and fair view of the financial position and income and expenditure of Council in accordance with AS and other accounting principles generally accepted in India. This responsibility also includes maintenance of adequate accounting records in accordance with the provisions of the Act for safeguarding of the assets of Council and for preventing and detecting frauds and other irregularities; selection and application of appropriate accounting policies; making judgments and estimates that are reasonable and prudent; and design, implementation and maintenance of adequate internal financial controls, that were operating effectively for ensuring the accuracy and completeness of the accounting records, relevant to the preparation and presentation of the financial statements that give a true and fair view and are free from material misstatement, whether due to fraud or error.

In preparing the financial statements, the Committee of Administration is responsible for assessing Council's ability to continue as a going concern, disclosing, as applicable, matters related to going concern and using the going concern basis of accounting unless the Committee of Administration either intends to liquidate Council or to cease activities, or has no realistic alternative but to do so.

Those Committee of Administration are also responsible for overseeing Council's financial reporting process.

Auditor's Responsibilities for the Audit of the Financial Statements

Our objectives are to obtain reasonable assurance about whether the financial statements as a whole are free from material misstatement, whether due to fraud or error, and to issue an auditor's report that includes our opinion. Reasonable assurance is a high level of assurance, but is not a guarantee that an audit conducted in accordance with SAs will always detect a material misstatement when it exists. Misstatements can arise from fraud or error and are considered material if, individually or in the aggregate, they could reasonably be expected to influence the economic decisions of users taken on the basis of these financial statements.



As part of an audit in accordance with SAs, we exercise professional judgment and maintain professional scepticism throughout the audit. We also:

- Identify and assess the risks of material misstatement of the financial statements, whether due to fraud or error, design and perform audit procedures responsive to those risks, and obtain audit evidence that is sufficient and appropriate to provide a basis for our opinion. The risk of not detecting a material misstatement resulting from fraud is higher than for one resulting from error, as fraud may involve collusion, forgery, intentional omissions, misrepresentations, or the override of internal control.
- Obtain an understanding of internal control relevant to the audit in order to design audit procedures that are appropriate in the circumstances.
- Evaluate the appropriateness of accounting policies used and the reasonableness of accounting estimates and related disclosures made by management.
- Conclude on the appropriateness of management's use of the going concern basis of accounting and, based on the audit evidence obtained, whether a material uncertainty exists related to events or conditions that may cast significant doubt on Council's ability to continue as a going concern. If we conclude that a material uncertainty exists, we are required to draw attention in our auditor's report to the related disclosures in the financial statements or, if such disclosures are inadequate, to modify our opinion. Our conclusions are based on the audit evidence obtained up to the date of our auditor's report. However, future events or conditions may cause Council to cease to continue as a going concern.
- Evaluate the overall presentation, structure and content of the financial statements, including the disclosures, and whether the financial statements represent the underlying transactions and events in a manner that achieves fair presentation.

Materiality is the magnitude of misstatements in the financial statements that individually or in aggregate makes it probable that the economic decisions of a reasonably knowledgeable user of the financial statements may be influenced. We consider quantitative materiality and qualitative factors in (i) Planning the scope of our audit work and in evaluating the results of our work and (ii) To evaluate the effect of an identified misstatements in the financial statements.

We communicate with those charged with governance regarding, among other matters, the planned scope and timing of the audit and significant audit findings, including any significant deficiencies in internal control that we identify during our audit.

We also provide those charged with governance with a statement that we have complied with relevant ethical requirements regarding independence, and to communicate with them all relationships and other matters that may reasonably be thought to bear on our independence, and where applicable, related safeguards.

Report on Other Legal and Regulatory Requirements

1. Council is registered under Section 25 of the Companies Act, 1956 (now corresponding to Section 8 of the new Companies Act, 2013) and the provisions of Companies (Auditor's



Report) Order, 2016 is not applicable to the Council. We are, therefore, not required to report on Paragraph 3 and 4 of Companies (Auditor's Report) Order, 2016.


2. As required by Section 143(3) of the Act, we report that:

- (a) We have sought and obtained all the information and explanations which to the best of our knowledge and belief were necessary for the purposes of our audit.
- (b) In our opinion, proper books of account as required by law have been kept by Council so far as it appears from our examination of those books.
- (c) The Balance Sheet and the statement of Income and Expenditure, dealt with by this Report are in agreement with the books of account.
- (d) In our opinion, the aforesaid financial statements comply with the Accounting Standards ("AS") specified under Section 133 of the Act, read with Rule 7 of the Companies (Accounts) Rules, 2014.
- (e) On the basis of the written representations received from the directors as on 31st March, 2020 and taken on records by the Board of Directors, none of the directors is disqualified as on 31st March, 2020 from being appointed as a Director in terms of Section 164(2) of the Act.
- (f) With respect to the adequacy of internal financial controls over financial reporting of the Council and operating effectiveness of such controls, refer to our separate report in "Annexure A"
- (g) In our opinion, Section 197(16) of the Act in respect of remuneration payable to its directors as provided under Section 197(16) of the Act is not applicable to the Council as it is registered under Section 8 of the Act.
- (h) With respect to the other matters to be included in the Auditor's Report in accordance with Rule 11 of the Companies (Audit and Auditors) Rules, 2014, in our opinion and to the best of our information and according to the explanations given to us:
 - i. Council has disclosed the impact of pending litigations on its financial statements (Refer Note 19.2 to the financial statements).
 - ii. Council did not have any long-term contracts including derivative contracts for which there were any material foreseeable losses.
 - iii. There were no amounts which were required to be transferred to the Investor Education and Protection Fund by Council.

For **Lodha & Co.**
Chartered Accountants
(Firm Registration No.301051E)

R. P. Baradiya
Partner
(Membership No. 044101)
UDIN: 20044101AAABQM3278

Place : Mumbai
Date : October 29, 2020



Annexure - "A"

Auditors' Report on the Internal Financial Controls under Clause (i) of Sub-section 3 of Section 143 of the Companies Act, 2013 ("the Act")

We have audited the internal financial controls over financial reporting of **Basic Chemicals, Cosmetics and Dyes Export Promotion Council** ("the Council") as of 31st March, 2020 in conjunction with our audit of the financial statements of the Council for the year ended on that date

Management's Responsibility for Internal Financial Controls

The Council's Committee of Administration is responsible for establishing and maintaining internal financial controls based on the internal control over financial reporting criteria established by the Council considering the essential components of internal control stated in the Guidance Note on Audit of Internal Financial Controls over Financial Reporting issued by the Institute of Chartered Accountants of India (ICAI). These responsibilities include the design, implementation and maintenance of adequate internal financial controls that were operating effectively for ensuring the orderly and efficient conduct of its business, including adherence to Council's policies, the safeguarding of its assets, the prevention and detection of frauds and errors, the accuracy and completeness of the accounting records, and the timely preparation of reliable financial information, as required under the Act.

Auditors' Responsibility

Our responsibility is to express an opinion on the Council's internal financial controls over financial reporting based on our audit. We conducted our audit in accordance with the Guidance Note on Audit of Internal Financial Controls Over Financial Reporting (the "Guidance Note") and the Standards on Auditing deemed to be prescribed under section 143(10) of the Act to the extent applicable to an audit of internal financial controls, both applicable to an audit of internal financial controls and both issued by the ICAI. Those Standards and the Guidance Note require that we comply with ethical requirements and plan and perform the audit to obtain reasonable assurance about whether adequate internal financial controls over financial reporting was established and maintained and if such controls operated effectively in all material respects.

Our audit involves performing procedures to obtain audit evidence about the adequacy of the internal financial controls system over financial reporting and their operating effectiveness. Our audit of internal financial controls over financial reporting included obtaining an understanding of internal financial controls over financial reporting, assessing the risk that a material weakness exists, and testing and evaluating the design and operating effectiveness of internal control based on the assessed risk. The procedures selected depend on the auditor's judgement, including the assessment of the risks of material misstatement of the financial statements, whether due to fraud or error.

We believe that the audit evidence we have obtained is sufficient and appropriate to provide a basis for our audit opinion on the Council's internal financial controls system over financial reporting.



Meaning of Internal Financial Controls Over Financial Reporting

Council's internal financial control over financial reporting is a process designed to provide reasonable assurance regarding the reliability of financial reporting and the preparation of financial statements for external purposes in accordance with generally accepted accounting principles. A Council's internal financial control over financial reporting includes those policies and procedures that:

- (1) pertain to the maintenance of records that, in reasonable detail, accurately and fairly reflect the transactions and dispositions of the assets of the Council;
- (2) provide reasonable assurance that transactions are recorded as necessary to permit preparation of financial statements in accordance with generally accepted accounting principles, and that receipts and expenditures of the Council are being made only in accordance with authorisations of management and directors of the Council;
- (3) provide reasonable assurance regarding prevention or timely detection of unauthorized acquisition, use, or disposition of the Council's assets that could have a material effect on the financial statements; and
- (4) also provide us reasonable assurance by the internal auditors through their internal audit reports given to the Company from time to time.

Inherent Limitations of Internal Financial Controls Over Financial Reporting

Because of the inherent limitations of internal financial controls over financial reporting, including the possibility of collusion or improper management override of controls, material misstatements due to error or fraud may occur and not be detected. Also, projections of any evaluation of the internal financial controls over financial reporting to future periods are subject to the risk that the internal financial control over financial reporting may become inadequate because of changes in conditions, or that the degree of compliance with the policies or procedures may deteriorate.

Opinion

In our opinion, the Council has broadly, in all material respects, an adequate internal financial controls system over financial reporting and such internal financial controls over financial reporting were operating effectively as at 31st March, 2020, based on the internal control over financial reporting criteria established by the Council considering the essential components of internal control stated in the Guidance Note on Audit of Internal Financial Controls Over Financial Reporting issued by the ICAI except that it needs improvements in the internal control procedures, financial accounting/ reporting activities, statutory compliances; and to have the Information Systems Audit to ensure security, authenticity etc. of the various data, documents and records maintained by the Council. [Refer Note No. 19.9(a) of Notes to Financial Statements]

For **Lodha & Co.**
Chartered Accountants
(Firm Registration No.301051E)

R. P. Baradiya
Partner
(Membership No. 044101)
UDIN: 20044101AAABQM3278

Place : Mumbai

Date : October 29, 2020



BASIC CHEMICALS COSMETICS AND DYES EXPORT PROMOTION COUNCIL
(LIMITED BY GUARANTEE)

CIN NO. - U91110MH1963NPL012677

BALANCE SHEET AS AT 31ST MARCH, 2020

(Amount in Rs.)

	Particulars	Note No.	As at 31st March, 2020	As at 31st March, 2019
I.	CORPUS/CAPITAL FUND AND LIABILITIES			
	Corpus/Capital Fund:			
	(a) Reserves and surplus	2	207,825,919	188,303,203
	Current liabilities:			
	(a) Trade payables (from activities of the Council)	3		
	- Total outstanding dues of micro enterprises and small enterprises		-	-
	- Total outstanding dues of creditors other than micro enterprises and small enterprises		6,482,747	14,116,029
	(b) Other current liabilities	4	202,448,825	59,634,303
	(c) Short-term provisions	5	21,272,293	19,765,856
	Total		438,029,784	281,819,391
II.	ASSETS			
	Non-current assets:			
	(a) Property, Plant & Equipments	6		
	(i) Tangible assets		48,784,196	49,932,968
	(ii) Intangible assets		43,161	62,841
	(b) Long-term loans and advances	7	86,108,900	84,946,830
	(c) Other non-current assets	8	5,553,612	2,650,033
	Current assets:			
	(a) Trade receivables (from activities of the Council)	9	364,570	5,484,113
	(b) Cash and cash equivalents	10	216,413,574	15,834,878
	(c) Short-term loans and advances	11	17,281,793	43,604,293
	(d) Other current assets	12	63,479,978	79,303,435
	Total		438,029,784	281,819,391
	Significant Accounting Policies and Notes to Financial Statements	1 to 19		

Notes annexed form an integral part of Financial Statements

As per our attached report of even date

For LODHA & CO.

Chartered Accountants

(R.P.BARADIYA)

Partner

(AJAY K. KADAKIA)

Chairman

(S.G.MOKASHI)

Vice Chairman

(S.G.BHARADI)

Executive Director

Membership No.:-44101

Place: Mumbai

Date: 29th October, 2020



BASIC CHEMICALS COSMETICS AND DYES EXPORT PROMOTION COUNCIL
(LIMITED BY GUARANTEE)

CIN NO. - U91110MH1963NPL012677

STATEMENT OF INCOME AND EXPENDITURE FOR THE YEAR ENDED 31ST MARCH, 2020

(Amount in Rs.)

	Particulars	Note No.	For the year ended 31st March, 2020	For the year ended 31st March, 2019
	Income from code activities/Membership Sub/ Other Receipts	13	138,880,810	205,630,707
	Other income	14	10,930,423	10,813,606
(A)	Total Revenue		149,811,233	216,444,313
	Expenses:			
	Expenses on code activities	15	75,427,589	173,523,266
	Establishment expense	16	42,662,018	40,555,409
	Finance costs	17	698,516	219,075
	Depreciation and amortization expense	6	3,289,455	1,012,244
	Other expenses	18	15,709,856	19,592,799
(B)	Total Expenses		137,787,434	234,902,793
(C)	Surplus/(Deficit) before tax (A-B)		12,023,799	(18,458,480)
(D)	Surplus /(Deficit) after tax		12,023,799	(18,458,480)
	Significant Accounting Policies and Notes to Financial Statements	1 to 19		

Notes annexed form an integral part of Financial Statements

As per our attached report of even date

For LODHA & CO.

Chartered Accountants

(R.P.BARADIYA)

Partner

(AJAY K. KADAKIA)

Chairman

(S.G.MOKASHI)

Vice Chairman

(S.G.BHARADI)

Executive Director

Membership No.:-44101

Place: Mumbai

Date: 29th October, 2020



BASIC CHEMICALS COSMETICS AND DYES EXPORT PROMOTION COUNCIL
(LIMITED BY GUARANTEE)

CIN NO. - U91110MH1963NPL012677

NOTES FORMING PART OF FINANCIAL STATEMENTS

Note 2: Reserves and surplus

(Amount in Rs.)

Particulars	As at 31st March, 2020	As at 31st March, 2019
Earmarked Funds-Chemexcil Building Fund		
Opening Balance	83,539,671	117,775,932
(+) Interest on Fixed Deposits against Earmarked Funds	6,263,418	7,610,232
(-) Fund Transferred to General Reserve on acquisition of Buildings	-	(41,846,493)
Closing Balance	89,803,089	83,539,671
General Reserve		
Opening Balance	74,930,164	31,637,971
(+) Entrance Fees received from new members	1,235,500	1,445,700
(+) Fund transferred for Building Reserve on acquisition of Buildings	-	41,846,493
Closing Balance	76,165,664	74,930,164
Surplus		
Opening balance	29,833,367	48,291,847
(+) Surplus/(Deficit) for the year	12,023,799	(18,458,480)
Closing Balance	41,857,166	29,833,367
Grand Total	207,825,919	188,303,203

Note:

Earmarked Funds-Chemexcil Building Fund is Voluntary contribution from surplus of fund/ Interest on earmarked fund which is a part of 15% accumulation of fund set apart in terms of Section 11(2) of the Income Tax Act, (1961)



**BASIC CHEMICALS COSMETICS AND DYES EXPORT PROMOTION COUNCIL
(LIMITED BY GUARANTEE)**

CIN NO. - U91110MH1963NPL012677

NOTES FORMING PART OF FINANCIAL STATEMENTS

Note 3: Trade payables (from activities of the Council)

(Amount in Rs.)

Particulars	As at 31st March, 2020	As at 31st March, 2019
- Total outstanding dues of micro enterprises and small enterprises	-	-
- Total outstanding dues of creditors other than micro enterprises and small enterprises	6,482,747	14,116,029
Total	6,482,747	14,116,029

Note:

Disclosure of Trade payable as defined under the "Micro, Small and Medium Enterprises Development Act, 2006" ("the Act") is based on the information available with the company regarding the status of registration of such vendors under the Act, as per the intimation received from them on request made by the company.

Note 4: Other current liabilities

(Amount in Rs.)

Particulars	As at 31st March, 2020	As at 31st March, 2019
Members' Advance towards Projects/Activities	66,463,160	46,011,500
Membership Subscription received in Advance	129,850	237,500
Statutory dues payable	288,614	228,880
Amount due to Members/Government		
a) MDA Grant (refer note no.19.5)	4,019,296	4,019,296
b) Reach Grant	122,563,729	-
c) Other amounts due	1,599,780	348,300
Rent payable/stale cheques (Refer note 19.1(b))	-	2,003,843
Other current liabilities	7,384,396	6,784,984
Total	202,448,825	59,634,303

Note 5: Short-term provisions

(Amount in Rs.)

Particulars	As at 31st March, 2020	As at 31st March, 2019
Provision for employee benefits:		
Gratuity	3,931,465	1,565,512
Leave Entitlement	17,340,828	18,200,344
Total	21,272,293	19,765,856




NOTES FORMING PART OF FINANCIAL STATEMENTS

Note 6: Property, Plant & Equipments:

(Amount in Rs.)

Particulars	Gross Block (At Cost)			Accumulated Depreciation/Amortisation				Net Block	
	As at 1st April, 2019	Additions	Deductions/ Adjustments	As at 31st March, 2020	As at 1st April, 2019	Depreciation/ Amortisation charge for the year	On deductions/ Adjustments	As at 31st March, 2020	As at 31st March, 2019
Tangible Assets:									
Buildings*	52,877,048	-	-	52,877,048	4,456,092	2,349,792	-	46,071,164	48,420,956
Furniture and Fixtures	2,146,811	683,050	-	2,829,861	1,014,955	391,970	-	1,422,936	1,131,856
Vehicles	745,720	1,225,536	745,720	1,225,536	707,526	311,857	707,727	913,880	38,194
Office equipment/ Air Conditioners	2,059,772	79,943	-	2,139,715	1,747,765	120,250	-	271,700	312,007
Computers	2,473,453	138,070	-	2,611,523	2,443,501	63,506	-	104,516	29,952
Total	60,302,804	2,126,599	745,720	61,683,683	10,369,839	3,237,375	707,727	48,784,196	49,932,965
Intangible Assets:									
Computer software	1,564,465	32,400	-	1,596,865	1,501,624	52,080	-	43,161	62,844
Total	1,564,465	32,400	-	1,596,865	1,501,624	52,080	-	43,161	62,844
Grand Total	61,867,269	2,158,999	745,720	63,280,548	11,871,463	3,289,455	707,727	48,827,357	49,995,809


* Includes 300 Equity Shares of Rs. 3000 (Rs. 10 each) in Pruthvi Constructions and Developers Private Limited in respect of Ahmedabad office premises [Gross Block Rs.813,651 & Net Block Rs. 367,171].



NOTES FORMING PART OF FINANCIAL STATEMENTS

Particulars	Gross Block (At Cost)			Accumulated Depreciation/Amortisation				Net Block	
	As at 1st April, 2018	Additions	Deductions/ Adjustments	As at 31st March, 2019	As at 1st April, 2018	Depreciation/ Amortisation charge for the year	On deductions/ Adjustments	As at 31st March, 2019	As at 31st March, 2018
Tangible Assets:									
Buildings*	11,030,555	41,846,493	-	52,877,048	3,887,147	568,945	-	48,420,956	7,143,408
Furniture and Fixtures	1,288,811	866,000	8,000	2,146,811	911,014	111,941	8,000	1,131,856	377,797
Vehicles	745,720	-	-	745,720	687,675	19,851	-	38,196	58,045
Office equipment/ Air Conditioners	2,145,460	78,166	163,854	2,059,772	1,751,006	152,421	155,662	312,008	394,454
Computers	2,963,789	-	490,336	2,473,453	2,882,486	51,351	490,336	29,952	81,303
Total	18,174,335	42,790,659	662,190	60,302,804	10,119,328	904,509	653,998	49,932,968	8,055,007
Intangible Assets:									
Computer software	1,564,465	-	-	1,564,465	1,393,889	107,735	-	62,841	170,579
Total	1,564,465	-	-	1,564,465	1,393,889	107,735	-	62,841	170,579
Grand Total	19,738,800	42,790,659	662,190	61,867,269	11,513,217	1,012,244	653,998	49,995,809	8,225,586

* Includes 300 Equity Shares of Rs. 3000 (Rs. 10 each) in Pruthvi Constructions and Developers Private Limited in respect of Ahmedabad office premises [Gross Block Rs.813,651 & Net Block Rs. 367,171].



BASIC CHEMICALS COSMETICS AND DYES EXPORT PROMOTION COUNCIL
(LIMITED BY GUARANTEE)

CIN NO. - U91110MH1963NPL012677

NOTES FORMING PART OF FINANCIAL STATEMENTS

Note 7: Long-term loans and advances

(Amount in Rs.)

Particulars	As at 31st March, 2020	As at 31st March, 2019
<i>(Unsecured, considered good)</i>		
Security Deposits	17,024	17,024
Fixed Deposit with HDFC LTD with original maturity of more than 12 months*	66,123,317	60,986,456
TDS Receivable	19,968,559	23,943,350
Total	86,108,900	84,946,830

* Fixed Deposit against earmarked funds of **Rs. 66,123,317** (P.Y. Rs 60,986,456)

Note 8: Other non-current assets

(Amount in Rs.)

Particulars	As at 31st March, 2020	As at 31st March, 2019
Other		
Interest Accrued but not due on fixed deposits with original maturity of more than 12 months*	5,553,612	2,650,033
Total	5,553,612	2,650,033

* Interest accrued on Fixed Deposit against earmarked fund **Rs. 5,553,612** (P.Y. Rs. 2,650,033)

Note 9: Trade receivables (from activities of the Council)

(Amount in Rs.)

Particulars	As at 31st March, 2020	As at 31st March, 2019
<i>(Unsecured, considered good)</i>		
Outstanding for a period less than six months from the date they are due	364,570	5,484,113
Total	364,570	5,484,113



BASIC CHEMICALS COSMETICS AND DYES EXPORT PROMOTION COUNCIL
(LIMITED BY GUARANTEE)

CIN NO. - U91110MH1963NPL012677

NOTES FORMING PART OF FINANCIAL STATEMENTS

Note 10: Cash and cash equivalents

(Amount in Rs.)

Particulars	As at 31st March, 2020	As at 31st March, 2019
Balances with banks:		
in Current Accounts	1,286,944	13,538,638
in Linked Deposits	212,772,147	-
in Fixed Deposits (with original maturity of less than 3 months)	2,325,426	2,204,870
Stamp in Hand	227	65,444
Cash in Hand	28,830	25,926
Total	216,413,574	15,834,878

Note 11: Short-term loans and advances

(Amount in Rs.)

Particulars	As at 31st March, 2020	As at 31st March, 2019
(Unsecured, considered good)		
Advances to be recovered from employees	150,802	199,902
Advances For Exhibition	17,130,991	43,404,391
Total	17,281,793	43,604,293

Note 12: Other current assets

(Amount in Rs.)

Particulars	As at 31st March, 2020	As at 31st March, 2019
Balance in Fixed Deposits*		
- Against Earmarked Fund	83,814,205	71,269,565
Less: Fixed Deposits with original maturity of more than 12 months transferred to Long Term Loans & Advances	(66,123,317)	(60,986,456)
- Others (Original maturity of more than 3 months but less than 12 months)	37,648,839	60,014,267
Interest Accrued but not due on fixed deposits**	4,093,323	4,679,986
Prepaid Expenses	317,576	1,090,537
Balances with Government authorities	2,598,518	2,505,545
Interest on Income tax Receivable	615,593	626,508
Other Current Assets	515,241	103,483
Total	63,479,978	79,303,435

* Fixed Deposit against earmarked funds of Rs.17,690,888 (P.Y. Rs. 10,283,109)

** Interest accrued on Fixed Deposit against earmarked fund Rs.474,005 (P.Y. Rs. 3,910,113)



BASIC CHEMICALS COSMETICS AND DYES EXPORT PROMOTION COUNCIL
(LIMITED BY GUARANTEE)

CIN NO. - U91110MH1963NPL012677

NOTES FORMING PART OF FINANCIAL STATEMENTS

Note 13: Income From code activities


(Amount in Rs.)

Particulars	For the year ended 31st March, 2020	For the year ended 31st March, 2019
Contribution from Members for Council specific activities:		
a. Participation charges for Exhibitions/Trade Fairs/Functions outside India	58,127,901	99,361,739
b. Participation charges for Exhibitions in India	-	14,002,459
c. Participation charges for Buyer-Seller Meets to Abroad	4,034,500	990,000
d. Processing Fees for reimbursement of REACH ECHA/ MAI Grant	-	157,500
e. Participation Fees for Seminars	60,000	37,000
f. Delegation from abroad in India	-	631,500
Grants (Central Government):		
a. Grant received under Market Access Incentive (Net of Refund):		
For F.Y. 2018-2019	17,819,258	2,584,332
For F.Y. 2019-2020	22,164,326	50,974,575
Annual Subscription Fees	36,648,500	36,834,500
Other operating income	26,325	57,102
Total	138,880,810	205,630,707

Note 14: Other income

(Amount in Rs.)

Particulars	For the year ended 31st March, 2020	For the year ended 31st March, 2019
Interest Income		
a. On Fixed Deposits	13,200,546	13,921,922
<i>Less: Transferred to Earmarked Fund</i>	(6,263,418)	(7,610,232)
Rent Income	352,665	-
Foreign Exchange Fluctuation Gain	648,834	6,383
Gain/Loss on sale of fixed assets	62,007	5,693
Interest on Income Tax Refundable	1,661,271	626,508
Liabilities no longer required written back	51,088	3,856,648
Miscellaneous Income	1,217,430	6,684
Total	10,930,423	10,813,606



BASIC CHEMICALS COSMETICS AND DYES EXPORT PROMOTION COUNCIL
(LIMITED BY GUARANTEE)

CIN NO. - U91110MH1963NPL012677

NOTES FORMING PART OF FINANCIAL STATEMENTS

Note 15: Expenses on code activities

(Amount in Rs.)

Particulars	For the year ended 31st March, 2020	For the year ended 31st March, 2019
Expenses on exhibitions/trade fairs outside India	67,190,683	114,036,070
Expenses on exhibitions in India	216,365	54,329,219
Expenses on Buyer-Seller Meet abroad	7,253,293	1,571,644
Export promotion seminar and meeting	422,298	906,029
Export Award Expenses	344,950	2,680,304
Total	75,427,589	173,523,266

Note 16: Establishment expense

(Amount in Rs.)

Particulars	For the year ended 31st March, 2020	For the year ended 31st March, 2019
Pay and allowance	28,000,202	28,445,001
Outsourced Personnel Expenses	7,147,861	5,474,767
Contribution to provident fund	2,465,101	2,450,052
Contribution to labour welfare fund	864	936
Staff welfare expenses	393,393	402,480
Gratuity (Refer note 19.13)	3,931,466	1,565,512
Leave travel concession	279,690	133,953
Leave entitlement	29,996	1,657,818
Medical benefits	413,445	424,890
Total	42,662,018	40,555,409

Note 17: Finance costs

(Amount in Rs.)

Particulars	For the year ended 31st March, 2020	For the year ended 31st March, 2019
Interest paid/payable		
On Unutilised Govt. Grant	681,743	24,268
On Statutory dues	16,773	194,807
Total	698,516	219,075



BASIC CHEMICALS COSMETICS AND DYES EXPORT PROMOTION COUNCIL
(LIMITED BY GUARANTEE)

CIN NO. - U91110MH1963NPL012677

NOTES FORMING PART OF FINANCIAL STATEMENTS

Note 18: Other expenses


(Amount in Rs.)

Particulars	For the year ended 31st March, 2020	For the year ended 31st March, 2019
Rent		
For Current Financial Year	1,093,806	1,345,587
Arrears of Rent/Taxes (Refer note 19.1 (b))	130,432	7,267,540
Repairs to buildings	324,227	70,600
Other Repairs	790,097	770,319
Electricity	392,730	442,406
Insurance	767,684	738,487
Rates and taxes	169,184	139,747
Postage	568,831	630,881
Telephone & Communication	350,021	366,654
Website Expenses	463,812	443,940
Travelling & Conveyance	1,369,620	926,041
Legal & Professional Charges		
Reach Certification Charges	733,000	-
Study report of Embedded Taxes	1,900,000	-
Others	1,237,050	1,208,927
Auditors' Remuneration*	383,470	382,380
Books & Periodicals	755,469	761,079
Export Import Data(DGCI&S)	400,000	290,680
Printing, Stationery	361,514	338,367
Advertisement/Publication for use in India	909,929	1,206,835
Regional Offices Expenses other than Establishment Expenses		
Bangalore	185,393	184,155
Kolkata	242,213	199,363
Delhi	890,594	354,241
Ahmedabad	393,326	466,653
Arrears of Water Charges	52,107	250,300
Miscellaneous Expenses	845,347	807,617
Total	15,709,856	19,592,799

***Auditors' Remuneration**

(Amount in Rs.)

Particulars	For the year ended 31st March, 2020	For the year ended 31st March, 2019
Audit Fees	250,000	250,000
Certification fees	100,000	100,000
Out of Pocket Expenses (Including GST)	33,470	32,380
Total	383,470	382,380



BASIC CHEMICALS, COSMETICS AND DYES EXPORT PROMOTION COUNCIL
(LIMITED BY GUARANTEE)

CIN NO – U91110MH1963NPL012677

Notes forming Part of Financial Statements

Council's Information:

Basic Chemicals, Cosmetics & Dyes Export Promotion Council popularly known as CHEMEXCIL is set up by the Ministry of Commerce & Industry Government of India in the year 1963 with the objective of promoting exports of the Dyes and Dye Intermediates, Basic Inorganic & Organic Chemicals, including Agrochemicals, Cosmetics, Soaps, Toiletries & Essential Oils, Specialty Chemicals, Lubricants and Castor oil. The Council has been registered as a Company under the provisions of the 'Companies Act, 1956 (hereinafter called as the "Act"). By virtue of the license granted to the Council by the Central Government under Section 25 (now governed by section 8 of the Companies Act 2013) of the 'Act' the word "LIMITED" is not required to be suffixed to its name. The Council also holds the registration certificate under Section 12AA of the Income Tax Act, 1961.

1. Significant Accounting Policies:

1.1 General:

- a) The financial statements are prepared on the basis of historical cost convention, in accordance with applicable accounting standards and on the principle of a going concern.
- b) All income and expenses to the extent considered receivable and payable, respectively with reasonable certainty are accounted for on accrual basis.
- c) Membership subscription which remains unpaid as at the close of the year is not accounted for except the amount actually received out of such unpaid subscriptions approximately one month prior to the approval of the financial statements by the Committee of Administration.
- d) Entrance Fees receipts are credited to General Reserve.
- e) Library books are charged to Income & Expenditure Account in the year of purchase.

1.2 Use of Estimates:

The preparation of financial statements is in conformity with Generally Accepted Accounting Principles (GAAP). It requires Committee of Administration to make estimates and assumptions that affects the reported amounts of assets and liabilities and the disclosure of contingent liabilities on the date of financial statements and reported amounts of revenue and expenses for that year. Actual results could differ from these estimates. Any revision to accounting estimates is recognized prospectively.

1.3 Property, Plant and Equipment (Fixed Assets):

Fixed Assets are stated at cost of acquisition less accumulated depreciation/amortization without any adjustment for Government Grant received, if any, for their purchase.

1.4 Depreciation/Amortization and Impairment:

Depreciation on Fixed Assets is provided on written down value method at the useful life specified in Schedule II to the Companies Act, 2013 (hereinafter referred to as the 'Act').

a. Impairment of Assets:

- i. The Council assesses the carrying amount of assets at each Balance Sheet date to determine whether there is any indication of impairment. If such indication exists, the Council estimates the recoverable amount of the assets. The recoverable amount is estimated as the higher of the net realizable value and the value in use with an impairment loss being recognized whenever the carrying amount exceeds the recoverable amount.
- ii. A previously recognized impairment loss on assets is reversed if there has been a change in the estimates used to determine the recoverable amount, however not to the extent higher than the carrying amount that would have been determined had no impairment loss been recognized in prior years.

1.5 Revenue Recognition:

a) Contribution from Members:

Contributions receivable from Members for participation in Exhibition, Delegation, Seminar Fees are recognized as income as and when the respective activities are completed and/or on receipt basis in view of uncertainty.

b) Government Grants:

Grants from Government are credited to Income and Expenditure Account on receipt basis as it is not possible to ascertain, the quantum of Grant due & receivable from/ refundable to the Ministry of Commerce and Industry with reasonable certainty/accuracy.


1.6 Transaction in Foreign Currency:

Transactions in foreign currency are recorded at the rate of exchange in force at the time of occurrence of the transaction.

Monetary - Current assets and current liabilities in foreign currency at the year-end are stated at the rate of exchange in force as on that date and the resultant gain / (loss) is recognized in the Income and Expenditure Account.


1.7 Employee Benefits:

- a) Contribution for Provident Fund (based on a certain percentage of salary) is funded into an approved Trust.
- b) Gratuity is charged to Income and Expenditure Account on the basis of actuarial valuation as at the year end and funded into an approved Trust.
- c) Leave Entitlement Benefits are provided for on the basis of actuarial valuation as at the year end.



1.8 Provision and Contingent Liabilities:

- a) Provisions are recognized for liabilities that can be measured only by using a substantial degree of estimation, if
 - a. The Council has a present obligation as a result of a past event;
 - b. A probable outflow of resources is expected to settle the obligation; and
 - c. The amount of the obligation can be reliably estimated.
- b) Where some or all of the expenditure required to settle a provision is expected to be reimbursed by another party, such reimbursement is recognized to the extent of provision or contingent liability as the case may be, only when it is virtually certain that the reimbursement will be received.
- c) Contingent liability, if material, is disclosed in the case of:
 - a. A present obligation arising from a past event, when it is not probable that an outflow of resources will be required to settle the obligation.
 - b. A possible obligation, unless the probability of outflow of resources is remote.



**BASIC CHEMICALS, COSMETICS AND DYES EXPORT PROMOTION COUNCIL
(LIMITED BY GUARANTEE)**

CIN NO – U91110MH1963NPL012677

NOTES FORMING PART OF FINANCIAL STATEMENTS

19. Notes to Financial Statements:

19.1 a) With regards to premises at Jhansi Castle, the Structural Audit carried out M/s. V.J. Joshi & Associates and as per their report dated 26th April, 2017, "The building is more than 70 years old and general overall observation indicates that the building is substantially deteriorated at many places and if urgent repairs are not done, it may lead to fatal accidents." The Council is occupying premises at 4th floor (as sub tenant to Indian Trade Promotion Organization (ITPO) and 5th floor (as statutory tenant) of the aforesaid Jhansi Castle since 1971. Management is making efforts to carry out necessary repairs of the building.

b) The Council has made settlement with Prakriti Trading Company with regard to the arrears of rent for 5th floor of the aforesaid Jhansi Castle and has made payment of Rs.4,361,248 (including stale cheques of Rs.2,003,543) towards settlement for the period from 01-04-2005 to 31-12-2019. The Council is paying rent of Rs. 20,416 per month regularly from 01-01-2020 based on the settlement.

19.2 Contingent Liabilities not provided for in respect of:

(Amount in Rs.)

Particulars	2019-2020	2018-2019
Service Tax liability of earlier years arising from show-cause cum-demand notice. (excluding interest, if any) The Council is, however, confident that there won't be any liability in this regard based on the opinion of the expert obtained.	15,575,596	15,575,596

19.3 The expenses in respect of code-activities are subject to sanction / confirmation of the Government of India and Grant-in-aid received from the Ministry of Commerce and Industry is subject to adjustments as may be necessary in view of any Government Audit observations, non/partial fulfillment of certain conditions, if any as may be observed by them for eligibility of such Grant-in-aid, clarifications by the Council and final decision of the Ministry.

During the year, Audit has been carried out for Financial Year 2016-17 to 2018-19 by Indian Audit and Accounts Department, Office of the principal Director of Commercial Audit and Ex-officio member, Audit board-I, Mumbai and have issued a report of observations dated 25th February, 2020. As informed, the Council has replied to the observations by mail on 16th October, 2020 which has subsequently been adopted by the Committee of Administration and it does not expect any material impact on the financials.



- 19.4 The Council generally classifies its expenditure in accordance with the format given by Ministry of Commerce and Industry, Government of India. (Refer Note-15 and 16 of Financial Statement)
- 19.5 Pursuant to the approval by the Ministry of Commerce and Industry for grant of Marketing Development Assistance (MDA) to individual exporters under certain eligible schemes, (the Council being a conduit) the amounts being disclosed as 'Amount due to members/ Government' under other Current Liabilities are as follows:

(Amount in Rs.)

Particulars	2019-20	2018-19
Opening Balance (MDA to Export/ Government)	4,019,296	4,579,296
Amount refundable to Government	-	-
Total Refundable Grant	4,019,296	4,579,296
Less:		
(a) Grant reimbursed to Members	-	200,000
(b) MAI grant refunded to Government	-	360,000
Closing Balance (MDA to Export/ Government) *	4,019,296	4,019,296

* Subject to reconciliation/ rectification.

- 19.6 **Rs.317,500** (Previous Year Rs. 1,031,500) being the amount of membership subscription receivable as on March 31st, 2020 and which was received subsequently up to cut-off date July 31st, 2020 (Previous Year July 31st, 2019) has been included in the Trade Receivables.
- 19.7 Disclosure in accordance with Section 22 of the Micro, Small and Medium Enterprises Development Act, 2006.

Sr. No.	Particulars	As at March 31st, 2020	As at March 31st, 2019
A	Principal amount remaining unpaid	-	-
B	Interest paid in terms of section 16	-	-
C	Interest due & payable for the period of delay in payments	-	-
D	Interest accrued & remaining unpaid	-	-
E	Interest due & payable even in succeeding years	-	-

The Council has compiled the above information based on the status submitted by the suppliers under the said Act.

- 19.8 a) The balances in certain accounts are subject to confirmation, reconciliation and adjustments, if any, having consequential impact on the surplus for the year, assets and liabilities, the amount whereof is presently not ascertainable. The Management, however, does not expect any material difference affecting the current year's financial statements.
- b) In the opinion of the Council, the assets other than Fixed Assets and non-current investments are approximately of the value stated, if realized in the ordinary course of



business unless otherwise stated. The provision for depreciation and other known liabilities is adequate and not in excess of what is required.

19.9 a) Internal Control for financial Accounting/Reporting Activities is still in the process of being strengthened to be commensurate with the activities of the Council including that the Council will regularize its statutory compliances; entry level discipline and will have the Information Systems Audit to ensure the security, authenticity etc. of the various data, documents and records maintained by the Council.

b) Physical verification of fixed assets at its registered office including its branches were carried out during the current financial year and no material discrepancies were noticed.

c) The Management has not come across, noticed or reported during the year any instance of fraud on or by the Council.

19.10 Related Party Disclosures:

Disclosure as required by Accounting Standard (AS) – 18 “Related Party Disclosures” notified under the Companies (Accounting Standard) Rules, 2006 is given below:

A. Name of the related Parties, their relationships with Council and with whom transactions entered during the year:

i. Entities in which the Member of the Committee of Administration is interested:

M/s. Vivil Exports Pvt. Ltd.,
M/s. Godavari Biorefineries Ltd.,
M/s. Eskay Dyestuff & Organic Chemicals Pvt Ltd.,
M/s. Supriya Lifescience Ltd.,
M/s. Insto Cosmetics Pvt. Ltd.,
M/s. Jayant Agro-Organics Ltd.,
M/s. Kolorjet Chemicals Pvt. Ltd.,
M/s. Jemby Chem Ltd.,
M/s. Dynamic Industries Ltd.,
M/s. Godrej Industries Ltd.,
M/s. Ami Phthalo Pigments.,
M/s. Mody Chemi- Pharma Pvt Ltd.,
M/s. Premier Intermediates Pvt Ltd.,
M/s. Kim Chemicals Limited.,
M/s. Mirachem Industries.,
M/s. Emco Dyestuff Pvt. Ltd.,

ii. Key Management Personnel:

Mr. S. G. Bharadi - Executive Director

**B. Details of transactions entered into during the year:**

(Amount in Rs.)

Nature of Transaction	Companies belonging to Members of the COA*	Key Management Personnel**
Annual Membership Fees Received	271,990 (306,210)	-
Participation fees for exhibition & BSM Abroad received	60,400 (2,093,700)	-
Advances for Exhibition	- (384,000)	-
Reach Echa Processing fees received	- (1,770)	-
Advertisement Receipts	110,250 (212,400)	-
Managerial Remuneration	-	3,030,278**
- Mr. S. G. Bharadi		(2,847,165)*

* Figures in bracket relate to previous year

** Not included the amounts of post-employment benefits & long-term employee benefits which cannot be separately identified from the composite amount advised by the Actuary.

C. The following are the Disclosures in respect of Material Related Party Transactions During the Year:

(Amount in Rs.)

Sr. No.	Name of Entity	2019-20					2018-19				
		Annual Membership Fees	Participation fee for Exhibition	Advances for exhibition	Reach Echa Preprocessing Fees/Seminar	Advertisement Receipts	Annual Membership Fees	Participation fee for Exhibition	Advances for exhibition	Reach Echa Preprocessing Fees	Advertisement Receipts
1	M/s. Vivil Exports P.Ltd	10,620	-	-	-	-	10,620	-	-	590	-
2	M/s. Godavari Bio Refineries Ltd	34,810	-	-	-	-	34,810	-	-	-	-
3	M/s. Eskay Dyestuffs & Organic Chemicals Pvt. Ltd.,	7,670	-	-	-	-	-	-	-	-	-
4	M/s. Supriya Lifescience Ltd.,	18,290	-	-	-	-	-	-	-	-	-
5	M/s. Insto Cosmetics Pvt. Ltd.,	7,670	-	-	-	-	-	-	-	-	-
6	M/s. Jayant Agro Organics Ltd.	34,810	35,400	-	-	-	34,810	-	-	-	-
7	M/s. Kolorjet Chemicals P. Ltd	10,620	-	-	-	-	10,620	70,800	-	1,180	-
8	M/s. Jemby chem Ltd	18,290	25,000	-	-	-	18,290	-	-	-	-
9	M/s. Dynamic Industries Ltd.	45,430	-	-	-	-	45,430	375,400	384,000	-	-
10	M/s. Godrej Industries Ltd	34,810	-	-	-	110,250	34,810	-	-	-	106,200
11	M/s. Ami Phthalo Pigments	7,670	-	-	-	-	-	-	-	-	-
12	M/s. Mody Chemi-Pharma Pvt. Ltd.	7,670	-	-	-	-	-	-	-	-	-
13	M/s. Premier Intermedites Pvt. Ltd.,	7,670	-	-	-	-	-	-	-	-	-
14	M/s. Kim Chemicals Limited	7,670	-	-	-	-	-	-	-	-	-
15	M/s. Mirachem Industries	7,670	-	-	-	-	-	-	-	-	-
16	M/s. Emco Dyestuf Pvt. Ltd	10,620	-	-	-	-	-	-	-	-	-
17	M/s. Swastik Industries	-	-	-	-	-	7,670	-	-	-	-
18	M/s. Ayushakti Ayurvedic P. Ltd	-	-	-	-	-	18,290	-	-	-	-
19	M/s. Aarti Industries	-	-	-	-	-	45,430	1,207,500	-	-	106,200
20	M/s. Excel Industries Ltd.	-	-	-	-	-	45,430	440,000	-	-	-
	TOTAL	271,990	60,400	-	-	110,250	306,210	2,093,700	384,000	1,770	212,400

- i) Related party relationships have been identified by the Management and relied upon by the Auditors.
- ii) No amount in respect of related parties have been written off / back or provided as doubtful.

19.11 Expenditure in Foreign Currency (On Payment Basis):

(Amount in Rs.)

Particular	2019-2020	2018-2019
Exhibitions / Fairs Abroad/ Buyer Seller Meet	20,996,234	108,143,597
Total	20,996,234	108,143,597

19.12 Income in Foreign Currency (On Receipt Basis):

(Amount in Rs.)

Particular	2019-2020	2018-2019
Exhibitions / Fairs Abroad	11,465,241	19,890,075
Total	11,465,241	19,890,075

19.13 Employee Benefit-Gratuity:

In terms of the Council's gratuity plan, on leaving of service every employee who has rendered continuous service of not less than 5 years but less than 10 year shall be paid gratuity at the rate of 15 days total salary as per the Payment of Gratuity Act, 1972 (as amended from time to time) and such employees, on leaving of service, after rendering continuous service of not less than 10 years shall be paid gratuity, at the rate of one month's salary based on the rate of salary drawn by the employee concern. The Gratuity Scheme of the Council is funded in Government Securities, SBI Special Deposit Scheme and other Bonds. The Disclosure is based on statement Actuarial Valuation details provided by Consultants & Actuaries.

A. Table Showing Change in the Present Value of Projected Benefit Obligation

Particulars	2019-20	2018-19
Present Value of Benefit Obligation at the Beginning of the Period	23,224,506	24,180,019
Interest Cost	1,751,128	1,890,877
Current Service Cost	1,156,087	1,215,314
Past Service Cost - Non-Vested Benefit Incurred During the Period	-	-
Past Service Cost - Vested Benefit Incurred During the Period	-	-
Liability Transferred In/ Acquisitions	-	-
(Liability Transferred Out/ Divestments)	-	-
(Gains)/ Losses on Curtailment	-	-
(Liabilities Extinguished on Settlement)	-	-
(Benefit Paid Directly by the Employer)	-	-
(Benefit Paid from the Fund)	(3,713,429)	(4,069,887)



The Effect of Changes in Foreign Exchange Rates	-	-
Actuarial (Gains)/Losses on Obligations - Due to Change in Demographic Assumptions	-	-
Actuarial (Gains)/Losses on Obligations - Due to Change in Financial Assumptions	1,181,831	325,538
Actuarial (Gains)/Losses on Obligations - Due to Experience	1,311,291	(317,355)
Present Value of Benefit Obligation at the End of the Period	24,911,414	23,224,506

B. Table Showing Change in the Fair Value of Plan Assets

Particulars	2019-20	2018-19
Fair Value of Plan Assets at the Beginning of the Period	23,231,905	24,262,305
Expected Return on Plan Assets	1,751,686	1,897,312
Contributions by the Employer	-	1,565,512
Expected Contributions by the Employees	-	-
Assets Transferred In/Acquisitions	-	-
(Assets Transferred Out/ Divestments)	-	-
(Benefit Paid from the Fund)	(3,713,429)	(4,069,887)
(Assets Distributed on Settlements)	-	-
(Expenses and Tax for managing the Benefit Obligations- paid from the fund)	-	-
Effects of Asset Ceiling	-	-
The Effect of Changes in Foreign Exchange Rates	-	-
Actuarial Gains/(Losses) on Plan Assets - Due to Experience	(290,213)	(423,337)
Fair Value of Plan Assets at the End of the Period	20,979,949	23,231,905

C. Actuarial (Gains)/Losses Recognized in the Statement of Profit or Loss for Current Period

Particulars	2019-20	2018-19
Actuarial (Gains)/Losses on Obligation for the Period	2,493,122	8,183
Actuarial (Gains)/Losses on Plan Asset for the Period	290,213	423,337
Subtotal	2,783,335	431,520
Actuarial (Gains)/Losses Recognized in the Statement of Profit or Loss	2,783,335	431,520


D. Actual Return on Plan Assets

Particulars	2019-20	2018-19
Expected Return on Plan Assets	1,751,686	1,897,312
Actuarial Gains/(Losses) on Plan Assets - Due to Experience	(290,213)	(423,337)
Actual Return on Plan Assets	1,461,473	1,473,975

E. Amount Recognized in the Balance Sheet

Particulars	2019-20	2018-19
(Present Value of Benefit Obligation at the end of the Period)	(24,911,414)	(23,224,506)
Fair Value of Plan Assets at the end of the Period	20,979,949	23,231,905
Funded Status (Surplus/ (Deficit))	(3,931,465)	7,399
Unrecognized Past Service Cost at the end of the Period	-	-
Net (Liability)/Asset Recognized in the Balance Sheet	(3,931,465)	7,399

F. Net Interest Cost for Current Period

Particulars	2019-20	2018-19
Present Value of Benefit Obligation at the Beginning of the Period	23,224,506	24,180,019
(Fair Value of Plan Assets at the Beginning of the Period)	(23,231,905)	(24,262,305)
Net Liability/(Asset) at the Beginning	(7,399)	(82,286)
Interest Cost	1,751,128	1,890,877
(Expected Return on Plan Assets)	(1,751,686)	(1,897,312)
Net Interest Cost for Current Period	(558)	(6,435)

G. Expenses Recognized in the Statement of Profit or Loss for Current Period

Particulars	2019-20	2018-19
Current Service Cost	1,156,087	1,215,314
Net Interest Cost	(558)	(6,435)
Actuarial (Gains)/Losses	2,783,335	431,520
Past Service Cost - Non-Vested Benefit Recognized During the Period	-	-
Past Service Cost - Vested Benefit Recognized During the Period	-	-
(Expected Contributions by the Employees)	-	-
(Gains)/Losses on Curtailments and Settlements	-	-
Net Effect of Changes in Foreign Exchange Rates	-	-
Change in Asset Ceiling	-	-
Expenses Recognized in the Statement of Profit or Loss	3,938,864	1,640,399

**H. Balance Sheet Reconciliation**


Particulars	2019-20	2018-19
Opening Net Liability	(7,399)	(82,286)
Expense Recognized in Statement of Profit or Loss	3,938,864	1,640,399
Net Liability/(Asset) Transfer In	-	-
Net (Liability)/Asset Transfer Out	-	-
(Benefit Paid Directly by the Employer)	-	-
(Employer's Contribution)	-	(1,565,512)
Net Liability/(Asset) Recognized in the Balance Sheet	(3,931,465)	(7,399)

I. Category of Assets

Particulars	2019-20	2018-19
Government of India Assets	-	-
State Government Securities	-	-
Special Deposits Scheme	-	-
Debt Instruments	-	-
Corporate Bonds	-	-
Cash and Cash Equivalents	-	-
Insurance fund	20,979,949	23,231,905
Asset-Backed Securities	-	-
Structured Debt	-	-
Other	-	-
Total	20,979,949	23,231,905

J. Assumptions

Assumptions (Opening Period)	2018-19	2017-18
Expected Return on Plan Assets	7.54%	7.82%
Rate of Discounting	7.54%	7.82%
Rate of Salary Increase	5.00%	5.00%
Rate of Employee Turnover	2.00%	2.00%
Mortality Rate After Employment	N.A.	N.A.
Assumptions (Closing Period)	2019-20	2018-19
Expected Return on Plan Assets	6.82%	7.54%
Rate of Discounting	6.82%	7.54%
Rate of Salary Increase	5.00%	5.00%
Rate of Employee Turnover	2.00%	2.00%
Mortality Rate After Employment	N.A.	N.A.

**K. Other Details**

Particulars	2019-20	2018-19
No of Active Members	26	29
Per Month Salary for Active Members	1,560,078	1,642,368
Projected Benefit Obligation (PBO)	24,911,414	23,224,506
Expected Contribution in the Next Year	1,560,078	1,148,688

Notes:

A. Defined Contribution Plan:

- I. Employer's Contribution amounting to **Rs. 2,465,101** (Previous Year Rs.2,450,052) has been included in Note No. 16 under Contribution to Provident Fund.

B. Defined Benefit Plan:

- I. Gratuity cost amounting to **Rs. 3,931,466** (Previous Year Rs.1,565,512) has been included in Note No. 16 under Gratuity.

19.14 Being a small and medium enterprise, the Council is not required to and has not disclosed Information such as Cash Flow Statement and Segment Reporting.

19.15 In March 2020, the WHO declared the COVID-19 outbreak as a pandemic which continues to spread across the country. On 25th March, 2020, the Government of India has declared this pandemic a health emergency, ordered temporarily closure of all non-essential businesses/ activities, imposed restrictions on movement of goods/material, travel, etc.

As the nature of activities performed by the Council majorly fell under non-essential category, these restrictions had substantially reduced its activities. The Council has since, not commenced its activities which involves performance of or participation in exhibitions in India and abroad for promotion of export of its members.

Considering the current situation, the activities of Council will be significantly impacted for the FY 2020-21 and it is in the process of evaluating the impact and measures to be adopted for the same. There is, however, no material impact on the financial statements of FY 2019-20 on account of COVID-19.

The impact of the global health pandemic may be different from that estimated as at the date of approval of these financial statements. Considering the continuing uncertainties, the Council will continue to closely monitor any material changes to future economic conditions.

19.16 Previous year's figures have been regrouped/ rearranged, wherever considered necessary.

19.17 All the amounts in Note No. 19 above and financial statements are in Rupees, unless otherwise stated.

Signatures to 'Note 1 to 19'

(AJAY K. KADAKIA)
CHAIRMAN

(S.G.MOKASHI)
VICE- CHAIRMAN

(S.G.BHARADI)
EXECUTIVE DIRECTOR

Place : Mumbai

Date : 29th October, 2020

MEMBERS OF THE COMMITTEE OF ADMINISTRATION FROM 01/04/2019 TO 16/01/2020



SHRI AJAY K. KADAKIA
Chairman
Eastern Region Chairman
(Upto 16.01.2020)
Northern Region Chairman
(from 17.01.2020)



SHRI S.G. MOKASHI
Vice Chairman
Chemical Panel Chairman
(Upto 16.01.2020)



SHRI HARIN D. MAMLATDARNA
Dyes Panel Chairman
(upto 16.01.2020)
Eastern Region Chairman
(from 16.01.2020)



SHRI SATISH W. WAGH
Northern Region Chairman
(Upto 16.01.2020)
Chemical Panel Chairman
(from 16.01.2020)



SHRI ABHAY V. UDESHI
Castor Oil Panel Chairman



SHRI BHARAT MEHTA
Merchant Exporter Panel
Chairman



SHRI BHUPENDRA PATEL
Gujarat Region Chairman



DR. SMITA NARAM
Cosmetics Panel
Chairperson
(upto 16.01.2020)



SHRI KIRIT MEHTA
Member- Dyes Panel
(Upto 16.01.2020)



SHRI ASHWIN SHROFF
Member- Chemical Panel
(Upto 16.01.2020)



SHRI NITIN NABAR
Southern Region Chairman
(from 16.01.2020)

MEMBERS OF THE COMMITTEE OF ADMINISTRATION FROM 17/01/2019 TO _31/03/2020



SHRI SHAVAK BHUMGARA
Dyes Panel Chairman



DR. UDAY S. KHAROTE
Cosmetics Panel
Chairman



SHRI ANKIT PATEL
Member- Dyes Panel



SHRI MANISH P. SANGHVI
Member – Chemical Panel



SHRI BHAVESH MODY
Member- Chemical Panel



SHRI MAHESH CHANDNANI
Member- Cosmetics Panel



**SHRI KASHIPRASAD
MURARKA**
Member Castor Oil Panel



SHRI BIPIN SHAH
Member- Merchant
Exporter Panel



SHRI S.G. BHARADI
Executive Director

GOVERNMENT NOMINEES

SHRI SHYAMAL MISRA, IAS

Joint Secretary (upto 08-03-2020)
EP(CAP) Division
Department of Commerce
Ministry of Commerce & Industry

SHRI S. SURESH KUMAR, IAS

Joint Secretary (from 09-03-2020)
EP(CAP) Division
Department of Commerce
Ministry of Commerce & Industry

OR

SHRI S K RANJAN

Deputy Secretary
EP(CAP) Division
Department of Commerce
Ministry of Commerce & Industry

SHRI SAMIR KUMAR BISWAS, IAS

Joint Secretary (Chemicals),
Deptt. of Chemicals & Petrochemicals,
Ministry of Chemicals & Fertilizers.

OR

SHRI D K MADAN

Director (Chemicals),
Dept. of Chemicals & Petrochemicals,
Ministry of Chemicals & Fertilizers,

**STAFF STRENGTH OF THE COUNCIL AS ON 31ST MARCH 2020
AT MUMBAI & OTHER REGIONAL OFFICES****HEAD OFFICE - MUMBAI**

Mr. S. G. Bharadi	Executive Director
Mr. Prafulla Walhe	Deputy Director
Mr. Deepak Gupta	Deputy Director
Mr. M. R. Sawant (upto March, 2020)	Assistant Director
Mrs. S. S. Jadhav (upto December, 2019)	Assistant Director
Mr. A. T. Nagrare	Assistant Director
Ms. Shalaka Wakankar	Section Officer
Ms. Amrita Sharma	Section Officer
Mr. S.R. Mhatre	Section Officer
Mrs. J.E. Lawrence	Section Officer
Other Staff	17

REGIONAL OFFICES :**NEW DELHI**

Dr. J. P. Tiwari	Regional Director
Other Staff	4

AHMEDABAD

Vacant	Regional Director
Other Staff	3

KOLKATA

Mr. Soumen Guha	Regional Officer
Other Staff	1

BANGALORE

Mr. Vicky Moolchandani	Regional Officer
Other Staff	1


GLIMPESES OF VARIOUS EVENTS 2019-20





GLIMPESES OF VARIOUS SEMINARS AND MEETINGS 2019-20





BASIC CHEMICALS, COSMETICS & DYES EXPORT PROMOTION COUNCIL
(Set-Up) by Ministry of Commerce & Industry, Government of India)

HEAD OFFICE:

MUMBAI

'Jhansi Castle, 4th floor, 7, Cooperage, Mumbai 400001

Tel: 0091-22-22021288/22021330/22825861

Fax: 0091-22-22026684

Email: info@chemexcil.gov.in

Website: <https://chemexcil.in>

REGIONAL OFFICES:

AHMEDABAD

901, Karma, Near Mahalaxmi Cross Road,
Paldi, Ahmedabad – 380007

Tel: +91-79-26650223

Fax: +91-79-26651224

Email: roahmedabad@chemexcil.gov.in

BENGALURU

Manipal Centre, 6th floor, Unit No. S-610,
47, Dickenson Road,
Bangalore 560042

Tel: +91-80-25580447

Fax: +91-80-25580446

Email: robengaluru@chemexcil.gov.in

KOLKATA

"Krishna Building, 8th floor, Room No. 812,
224A, A J C Bose Road,
Kolkata 700017

Tel: +91-33-22805791.

Fax: +91-33-22475562

Email: rokolkata@chemexcil.gov.in

NEW DELHI

C-53, 5th Floor, Himalaya House,
23, K.G. Marg,
New Delhi 110001

Tel: +91-11-23359890

Fax: +91-11-23359891

Email: rodelhi@chemexcil.gov.in



H.E. Shri Harsh Vardhan Shringla, Ambassador of India to the United States of America along with Shri Ajay Kadakia, Chairman and Shri S.G. Bharadi, Executive Director – CHEMEXCIL during the meeting in Washington D.C. in August, 2019.



From left Mr. Prafulla Walhe, Dy. Director Chemexcil, Ms. Mona Khandhar, Minister (Economic and Commerce) H.E. Shri Sanjay Kumar Verma, Ambassador, Embassy of India, Japan, ShriAjay Kadakia, Chairman Chemexcil, Shri S.G. Bharadi, Executive Director, Chemexcil, Shri. Bhupendra Patel Regional Chairman Chemexcil



CHEMEXCIL

THE GLOBAL TOUCH



From India

at a Click of your mouse

Absolutely Free

Hook on to
www.chemexcil.in

Knowledge / Data Dissemination, Computerization &
Internet Based Trade Information System

Marketing Assistance-Trade Fairs, International-
Conferences, Delegations, Virtual Trade Fairs

Networking between Government, Industry & Research Institutions