

CHEMEXCIL



56th

Annual Report 2018-19



**BASIC CHEMICALS, COSMETICS AND DYES
EXPORT PROMOTION COUNCIL**

(Set-up by Ministry of Commerce & Industry, Government of India)



L to R: Shri Shyamal Misra (Jt. Secretary, Union Ministry of Commerce & Industry), Shri Ajay Kadakia (Vice Chairman, CHEMEXCIL), Lifetime Achiever Award winner Shri Ashwin Shroff (CMD, Excel Industries Ltd.) Hon. Union Commerce & Industry and Civil Aviation Minister Shri Suresh Prabhu, Shri Satish Wagh (Chairman, CHEMEXCIL), and Shri S G Bharadi (ED, CHEMEXCIL) during the CHEMEXCIL Exports Awards presentation.



L to R: Shri Shyamal Misra (Jt. Secretary, Union Ministry of Commerce & Industry), Shri Ajay Kadakia (Vice Chairman, CHEMEXCIL), Lifetime Achiever Award winner Shri Jayanti Patel (Director – Meghmani Organics Ltd.) Hon. Union Commerce & Industry and Civil Aviation Minister Shri Suresh Prabhu, Shri Satish Wagh (Chairman, CHEMEXCIL), and Shri S G Bharadi (ED, CHEMEXCIL) during the CHEMEXCIL Exports Awards presentation.

56th
Annual Report
2018-19



CHEMEXCIL

BASIC CHEMICALS, COSMETICS & DYES EXPORT PROMOTION COUNCIL

(Set-up by Ministry of Commerce & Industry, Govt. of India)

Jhansi Castle, 4th floor, 7 Cooperage Road, Mumbai- 400 001.

Tel.91 22 22021288 Fax:91 22 22026684,

Email: info@chemexcil.gov.in

Web : <https://chemexcil.in>

CIN : U91110MH1963NPL012677



CHEMEXCIL

BASIC CHEMICALS, COSMETICS AND DYES EXPORT PROMOTION COUNCIL

(Set up by Ministry of Commerce & Industry, Government of India)

NOTICE

Notice is hereby given that the 56th Annual General Meeting of the **BASIC CHEMICALS, COSMETICS AND DYES EXPORT PROMOTION COUNCIL**, Mumbai will be held on Thursday, the 26th September, 2019 at 5.00 pm. at Banquet Hall No: 4, Garware Club House, 2nd floor, Wankhede Stadium, 'D' Road, Churchgate, Mumbai – 400 020 to transact the following as per Article 34.2 of the Byelaws of the Council.

1. Chairman's address
2. To receive, consider and adopt
 - a) Annual Report of the Working Committee for the year ended 31st March, 2019.
 - b) Audited Income and Expenditure Accounts for the year ended 31st March, 2019.
 - c) Balance Sheet as on 31st March, 2019.
3. To place on record names of the Committee Members under Para 34.2 (b)
4. To appoint and fix remuneration of the Auditors as required under Para 34.2 (c)
5. To revise Membership fee w.e.f. 1st April, 2020 as approved in the 2nd Meeting of the CoA held on 30th August, 2019 at Mumbai.
6. To adopt the amendments proposed in the Byelaws of the Council.

To consider and, if thought fit, approve with or without modification(s) the following resolution as a **Special Resolution**:

"RESOLVED THAT pursuant to the provisions of Section 14 and all other applicable provisions of the Companies Act, 2013 read with the Companies (Incorporation) Rules, 2014 (including any statutory modification(s) or re-enactment thereof, for the time being in force as amended from time to time) and as per the approval granted by Ministry of Commerce and Industry, Department of Commerce, the new set of amended Bye-Laws submitted to this meeting be and are hereby approved and adopted in substitution of the existing Bye-Laws of the Company.

RESOLVED FURTHER THAT the members of the Committee of Administration of the Company be and are hereby authorized to do all acts and take all such steps as may be necessary, proper or expedient to give effect to this resolution.”

N.B. Any member desirous of asking questions on the accounts of the Council or any other queries during the meeting, is requested to send the same in writing to the Executive Director, on or before 20th September, 2019 at 3.00 pm

The following Soft Copies are uploaded on the Council’s website which are approved in the 2nd COA meeting of the council held on 30th August, 2019 (<https://chemexcil.in>).

- a) *56th Annual Report of the Council for the year ended 31st March, 2019.*
- b) Revised Membership/ entrance fees of the Council w.e.f 1st April, 2020.
- c) Amended Byelaws of the Council,

Any member willing to see the hard copies of the above can visit the Council’s Head Office at Mumbai or the Regional Offices during Office hours (Monday to Friday from 9.30 a.m. to 6.00 p.m.) except Council’s holidays.

The Explanatory Statement pursuant to Section 102(1) of the Companies Act, 2013, in respect of Special Resolution to be transacted at the meeting, is hereto annexed.

By order of the Committee of Administration

Sd/-

(S.G. Bharadi)

Executive Director

Basic Chemicals, Cosmetics & Dyes

Export Promotion Council

Place: Mumbai

Dated: 30th August, 2019

Explanatory Statement pursuant to Section 102 of the Companies Act, 2013

Item No.6

The existing Bye-Laws (hereinafter referred to as '**the Articles/Bye-laws**') of the Company are in conformity with the provisions of the Companies Act, 1956 and Rules framed thereunder and several regulations in the existing Articles/Bye-laws contain references to specific sections of the Companies Act, 1956 and some regulations in the existing Articles/Bye-laws are no longer in conformity with the Companies Act, 2013 (hereinafter referred to as '**the Act**').

The Ministry of Corporate Affairs, Government of India, had notified the majority of the provisions of the Act and has framed the Rules. Consequently, the Articles/Bye-laws are being altered in order to comply with provisions of the Act and the Rules framed thereunder.

In view of the above, it is considered prudent to substitute the existing Articles/Bye-laws by a new set of Articles/Bye-laws. The proposed Articles/Bye-laws are based on Table 'H' of Schedule-I of the Act which provides the model Article of Association for a Company Limited by Guarantee. As required, the Ministry of Commerce and Industry, Department of Commerce has also approved the proposed amendment of Articles/Bye laws vide its Letter dated 2nd August, 2019

The Committee of Administration of your Company recommends the Resolution as set out in Item No. 6 of the accompanying Notice for the approval of members of the Company as Special Resolution.

None of the members of the Committee of Administration of the Company or their relatives are in any way, concerned or interested, financially or otherwise, in the said resolution except to the extent of their shareholding, if any.

By order of the Committee of Administration

Sd/-

(S.G. Bharadi)

Executive Director

Basic Chemicals, Cosmetics & Dyes
Export Promotion Council

Place: Mumbai

Dated: 30th August, 2019

INDEX

Sr. No.	Subject	Page No.
1.	Chairman's Message	9–13
2.	List of Members of Committee of Administration	14–15
3.	Meetings of Committee of Administration / Other Meetings / Membership	16–19
4.	Export Promotional Activities	20–28
5.	Activities of Regional Offices	28–48
6.	CHEMEXCIL's Export Performance	49–51
7.	Statistical Information	
	● Dyes & Dye Intermediates Panel	52–65
	● Basic Inorganic & Organic Chemicals including Agro Chemicals Panel	66–95
	● Cosmetics, Toiletries and Essential Oils Panel	96–113
	● Castor Oil Panel	114–120
8.	Annual Accounts	
	● Auditor's Report	121–127
	● Balance Sheet	128
	● Income and Expenditure Accounts	129
	● Accounting Policies & Notes on Accounts	130–150
9.	CHEMEXCIL at a Glance	151-153
10.	Photo Gallery of the CHEMEXCIL Events	154–159



FROM THE CHAIRMAN'S DESK

Dear Esteemed Member-Exporters,

At the outset, I thank the Hon'ble Prime Minister for launching the historic support and outreach programme on 02/11/2018 for the Micro, Small and Medium Enterprises (MSME) sector. As part of this programme, the Prime Minister has unveiled 12 key initiatives which will help the growth, expansion and facilitation of MSMEs across the country like easy availability of loan, increase in Interest Equalisation rate for MSME from 3% to 5% etc. In this regard, CHEMEXCIL was also asked to co-ordinate with the leading Bank, i.e. Bank of Baroda and participate in various outreach programme along with them. Accordingly, CHEMEXCIL participated in such Outreach programmes organised in Valsad, Bharuch and Umbergaon.

Subsequently, the Government has also included Merchant Exporters under Interest Equalisation Scheme @ 3% which is the rate available to non MSME exporters. Here, I would request the Government to cover more tariff lines from Chemical Sector which will benefit large number of non-MSMEs/ Merchant Exporters also.

It is needless to say that Micro, Small and Medium Enterprises (MSME) worldwide play a major role in propelling growth and promoting equitable regional development. The MSME sector in India continues to prove remarkable resilience in the face of rambling global and domestic economies. With regard to the exemption of MSME units for environmental clearance, it is understood from the MoEF&CC that they are in the process for streamlining of environmental clearance process and for this purpose, an expert committee has also been constituted who will examine the same. The Government has also taken a two-pronged approach to make MSMEs and startups engines of India's growth. Firstly, a top-down approach to improve India's macroeconomic indicators and improve ease of doing business was adopted which benefits every entrepreneur. Secondly, a bottom-up approach focused on special incentives for MSMEs and startups to thrive and generate more employment. The guiding philosophy for both set of reforms is to create a rule-based level playing field in which entrepreneurs can become globally competitive. Two big reforms for MSMEs were reclassification of such units from 'investment in plant & machinery/ equipment' to 'annual turnover' based on GST filings which removed inspector raj and reduction

of corporate tax rate from 30 percent to 25 percent for companies with annual turnover up to Rs. 250 crore that benefitted more than 60 million MSME units across India.

Taking into account the importance of MSME as also to address issues faced by them on challenges and concerns, the apex decision making body of GST Council has set up a Sub-committee headed by the Hon'ble Minister of State for Finance, Shri Shiv Pratap Shukla to look into such issues.

As we all know, neutralisation of State levies and taxes on exports has been a big impediment for Indian exporters as many of these state taxes and levies are not refunded and impact the competitiveness of the exporters. The Government has recently revised RoSL Scheme and come out with RoSCTL Scheme in March 2019 which is available only for export of value added products of Textiles. However, we request the Government to extend this scheme to Chemical Sector also owing to the fact that some of these taxes are incurred by them too.

For ease of doing business/ digitization, DGFT has discontinued issuance of physical copy of Advance/EPCG Authorisation licence which is a welcome step and will reduce transaction costs.

We understand that USA is likely to withdraw GSP benefits on products exported from India to USA. However, any such withdrawal would impact exports from India to the USA as the landed price of our products to USA will increase and will impact the competitiveness. Therefore, we request the Government to consider some alternative scheme or support, so that the competitiveness of the exporters is maintained.

The Government has come out with revised drawback rates in December, 2018 whereby in few tariff lines from Chapter 29/32, the drawback rate has been increased. However, for majority of items under our purview the DBK rates remain the same, i.e. 1.1% to 1.5%.

I have come to know of one of the crucial issue of my member-exporters that their ITC/ IGST refund is being denied as they had mistakenly ticked on higher rate of DBK even though the Higher/ Lower DBK rate in chemicals is same as it only accounts for customs part. Taking into account the importance of the same, the Council has timely sent representation to CBIC with a request to accept such cases as the higher/ lower rate in chemicals is identical and we are expecting a resolution of the same.

All of you are also aware that our Hon'ble Union Minister of Finance, Smt. Nirmala Sitharaman has presented her maiden budget in Parliament on 5th July, 2019. The Budget draws up our Hon'ble Prime Minister's vision of \$ 5 trillion economy, with a focus on ease of doing business. Setting pace for the vision for India and the strategy for the next 10 years, the Hon'ble Finance Minister has stated that mega programmes and services which were initiated and delivered during the last 5 years will now be

further accelerated and as part of this, we are happy to note that the Government plans to simplify procedures, incentivize performance, reduce red-tape, develop infrastructure, boost FDI, Digitization, revival of Banking sector, lowering of corporate tax for mid-sized Companies and make the best use of technology.

Further, our Hon'ble Union Minister of Railways & Commerce and Industry Shri Piyush Goyalji, after taking charge of the said portfolio, has taken more than 12 major decisions to boost exports as well as industrial growth. It is understood that work on some of these decisions, has already begun. In order to find ways to reduce import dependence, we understand that the Government has decided to initiate investigation into the top 50 tariff lines, constituting 60 per cent of India's imports. In a move to raise ease of doing business, it has been noted from the Commerce Ministry that the concept of deemed approval for establishments may also see changes after consultation with the States.

You may also be aware that as part of revitalizing India's exports, the Ministry of Commerce & Industry, Government of India is also working on a strategy with key exporting Ministries to formulate sectoral, commodity and territory specific export strategy. Meetings with concerned Ministries have already been held where different Ministries and stakeholders have been consulted after which a matrix of specific action points have been prepared sector wise, commodity wise and territory wise. Taking into account the importance of the same, the then Union Commerce & Industry Minister, Shri Suresh Prabhuji had been personally monitoring the progress and regular meetings were being held with sectoral Ministries, Export Promotion Councils and exporters. Certain issues which were affecting growth of exports have been specifically taken up with Department of Revenue, Ministry of Finance and the Ministry of Environment, Forest and Climate Change. The Minister suggested that each Ministry and Department should set targets for increasing exports of their product and product groups. He also emphasised that exports are a national priority and an integrated approach is required to promote exports as a joint mission.

In the meantime, I have pleasure to inform you all that with the support and blessings of the Ministry of Commerce & Industry and our esteemed member-exporters, CHEMEXCIL has been able to purchase premises of its Regional Offices at Ahmedabad, Bengaluru, Kolkata and New Delhi on ownership basis.

Further, I would also to inform you that the total Export performance of the items coming under the purview of CHEMEXCIL during the period April 2018 to March 2019 was US\$ 19091.12 million as compared to US\$ 15926.66 million of the corresponding period last year registering a growth of 19.87%.

I have also pleasure to inform you all that as part of its export promotional activities, as also for the benefit of its member-exporters to enhance their exports, CHEMEXCIL,

jointly with Plastic Export Promotion Council(PLEXCONCIL), Chemicals & Allied Products Export Promotion Council(CAPEXIL) and Shellac & Forest Products Export Promotion Council(SHEFEXIL) under the aegis of Department of Commerce, Ministry of Commerce & Industry, supported by the Department of Chemicals & Petrochemicals, Ministry of Chemicals & Fertilizers, Government of India, had successfully organised the 4th edition of CAPINDIA 2019 Exhibition from 26th to 28th March, 2019 at Mumbai. This mega event was inaugurated by Dr. Anup Wadhawan, IAS, Commerce Secretary, Department of Commerce, Ministry of Commerce and Industry along with Shyamal Misra, IAS, Joint Secretary-EP (CAP) Divn., Department of Commerce, Ministry of Commerce and Industry, Smt Meeta Rajivlochan, IAS, Additional DGFT, Mumbai and the Chairmen and ED of CHEMEXCIL, PLEXCONCIL, CAPEXIL and SHEFEXIL.

In addition to this, CHEMEXCIL had participated in various International exhibitions along with its member-exporters as also organised various interactive Seminars in India, some of which are Chemspec Europe held in June, 2018 at Germany, Dyechem Brazil held in August, 2018, Interactive Session on GST held in Sept. 2018 in Mumbai, India Chem 2018 held in Oct. 2018, Seminar on Global Market Outlook & Forex Risk Management held in Nov. 2018 at Ahmedabad, etc.

Other important issue was that CHEMEXCIL had been receiving several communications from the Ministry of Commerce & Industry, Government of India for boosting of exports in different Territories like ASEAN, LAC, North America, EU, SAARC, North Asia, WANA, Africa, CIS, etc. The Ministry has also listed down the products which have high value in world market but their exports from India are very minimal.

However, for boosting exports of member-exporters, I know that they have been facing a lot of problems specially on the environmental issues for last many years. While exports have shown substantial growth after a difficult period, the Environment related issues faced by chemical sector projects, specially in Maharashtra and Gujarat are preventing the industry from taking advantage of the cyclical demands in exports and also defeats the purpose of “Make in India” program. Taking into account this longstanding problem being faced by the member-exporters with the Pollution Control authorities, CHEMEXCIL had represented the same to the Ministry of Commerce & Industry with a request to resolve the same in co-ordination with the other concerned Ministries.

Accordingly, after taking up the said issue by the Ministry of Commerce & Industry with the Dept. of Chemicals & Petrochemicals in the ,Ministry of Chemicals & Fertilizers, a meeting with representatives of some of the major industry associations was organized by the DCPC under its Jt. Secretary and discussed major environmental

issues faced by the Chemical industry and the ways and means to sort out the same. After taking up the said issue by the MoC&F with the MoEF &CC, the MoEF &CC launched a new website named PARIVESH on 10th Aug. 2018, which automates the entire clearance process and timelines for EIA approval, etc. are stipulated, although there are some technical issues which will be sorted out at the earliest.

You may be aware that as part of 'ease of doing business initiative', the Central Board of Indirect Taxes and Customs (CBIC) vide its Circular No 35/2018-Customs dated 01/10/2018 has introduced Single Window Interface for facilitating Trade (SWIFT) as part of ease of doing business initiative to integrate Customs and other Participating Government Agencies (PGAs) for seamless processing of import and export clearances.

Lastly, I take this opportunity to invite your suggestions/views, if any, on the export promotional activities of the Council so as to improve it further benefit of all of you.

With warm regards,

(AJAY K. KADAKA)

Chairman, CHEMEXCIL.

Chairman's Office:

M/s. Vivil Exports Pvt. Ltd.
3-A, Dhannur, 3rd flr.,
Sir P.M. Road,
Mumbai – 400 001.

LIST OF COMMITTEE OF ADMINISTRATION FOR THE YEAR 2018-19

From 01 /04 /2018 to 31 /03 /2019

Sr. No.	Name of the Committee Member	Address
1	SHRI AJAY K. KADAKIA Chairman (from 14.02.2019)	Director M/s. Vivil Exports Pvt. Ltd.
2	SHRI SATISH W. WAGH Chairman (up to 14.02.2019)	Proprietor, M/s. Swastik Industries,
3	SHRI S. G. MOKASHI Addl. Vice Chairman	General Manager – Mktg. M/s. Godavari Biorefineries Ltd.
4	SHRI BHUPENDRA PATEL Member Dyes & Dye Intermediates Panel	Managing Director, M/s. Jemby Chem Ltd.,
5	SHRI HARIN D. MAMLATDARNA, Member- Dyes & Dye Intermediates Panel	Director M/s. Dynamic Industries Ltd.,
6	SHRI KIRIT MEHTA Member Dyes & Dye Intermediates Panel	Director, M/s. Aarti Industries Ltd.,
7	SHRI ASHWIN SHROFF Member Basic Inorganic & Organic Chemicals including Agro Chemicals Panel	Chairman-cum-Mg.Director M/s. Excel Industries Ltd.,
8	Dr. SMITA NARAM Member- Cosmetics, Toiletries & Essential Oil Panel	Managing Director M/s. Ayushakti Ayurved Pvt. Ltd.,
9	SHRI NITIN S. NABAR Member– Cosmetics, Toiletries & Essential Oil Panel	Executive Director & President (Chemicals) M/s. Godrej Industries Ltd.
10	Member – Cosmetics, Toiletries & Essential Oil Panel	VACANT
11	SHRI ABHAY V. UDESHI Member- Castor Oil & Specialty Chemicals Panel	Director, M/s. Jayant Agro-Organics Ltd.,
12	SHRI BHARAT MEHTA Member- Merchant Exporter Panel	Director, M/s. Kolorjet Chemicals Pvt. Ltd.,
13	SHRI S.G.BHARADI Executive Director	CHEMEXCIL

GOVERNMENT NOMINEES

Shri Shyamal Misra, IAS Joint Secretary EP(CAP) Division Department of Commerce Ministry of Commerce & Industry OR Shri S K Ranjan Deputy Secretary EP(CAP) Division Department of Commerce Ministry of Commerce & Industry	Shri Samir Kumar Biswas, IAS Joint Secretary (Chemicals), Deptt. of Chemicals & Petrochemicals, Ministry of Chemicals & Fertilizers. OR Shri Sunil Kumar Sharma (up to 31.05.2018) Director (Chemicals), Deptt. Of Chemicals & Petrochemicals, Ministry of Chemicals & Fertilizers. Shri D K Madan (from 01.06.2018) Director (Chemicals), Deptt. of Chemicals & Petrochemicals, Ministry of Chemicals & Fertilizers
AUDITORS	M/s. Lodha & Co., Chartered Accounts Karim Chambers, 40, Ambalal Doshi Marg, Mumbai – 400 023.
SOLICITORS	M/s. Anjana Shah & Co. 109, New Bake House MCC Lane, Fort, Mumbai 400 001.
BANKERS	State Bank of India Mumbai Samachar Marg, Mumbai – 400 001.
INTERNAL AUDITORS	M/s. N H Gajaria & Co. 20-A Khatau Building, 1 st Floor, 8/10 Alkesh Dinesh Modi Marg, Mumbai – 400 001.
REGISTERED OFFICE	Jhansi Castle, 4 th Floor 7 Cooperage Road Mumbai – 400 001.

MEETINGS OF COMMITTEE OF ADMINISTRATION

During the year under review the Committee of Administration of the Council met four times on the following dates:

- 1st CoA meeting was held on 05.06.2018
- 2nd CoA meeting was held on 20.08.2018
- 3rd CoA meeting was held on 21.12.2018
- 4th CoA meeting was held on 30.01.2019

The 55th Annual General meeting of the Council was held on 25th September, 2018 in The Plaza Room, Hotel Marine Plaza, 29 New Marine Lines, Mumbai- 400 020.

DETAILS OF TOTAL STRENGTH OF MEMBERS OF COMMITTEE OF ADMINISTRATION AS WELL AS STATEMENT SHOWING NUMBER OF MEMBERS OF THE COMMITTEE OF ADMINISTRATION PRESENT IN THE COA MEETINGS HELD DURING APRIL 2018 TO MARCH 2019

- Total No of Members of COA: 15
- Elected Members: 12
- Govt. Nominees: 02
- Executive Director, CHEMEXCIL: 01

Date of meetings held	No. of elected members present	No. of Govt. Nominees present
05.06.2018	06	01
20.08.2018	07	02
21.12.2018	08	01
30.01.2019	06	01

**STATEMENT SHOWING ATTENDANCE OF MEMBER OF THE COMMITTEE OF
ADMINISTRATION AT THE COMMITTEE MEETINGS HELD DURING
01/04/2018 TO 31/03/2019**

Sr. No.	Name of the Committee Member	No. of Meeting Held	No. of Meetings attended during 2018-19
1	SHRI AJAY K. KADAKIA Chairman (from 14.02.2019) Regional Chairman – Eastern Region & Member Merchant Exporter Panel	04	04
2	SHRI SATISH W. WAGH Chairman (up to 14.02.2019) Regional Chairman – Northern Region & Member Basic Inorganic & Organic Chemicals including Agro Chemicals Panel	04	04
3	SHRI S. G. MOKASHI Addl. Vice Chairman & Chairman- Basic Inorganic & Organic Chemicals including Agro Chemicals Panel & Regional Chairman – Southern Region	04	02
4	SHRI HARIN D. MAMLATDARNA, Chairman- Dyes & Dye Intermediates Panel	04	04
5	Dr. SMITA NARAM Chairman- Cosmetics, Toiletries & Essential Oil Panel	04	03
6	SHRI ABHAY V. UDESHI Chairman - Castor Oil & Specialty Chemicals Panel	04	02
7	SHRI BHARAT MEHTA Chairman- Merchant Exporter Panel	04	02
8	SHRI BHUPENDRA PATEL Regional Chairman- Gujarat Region & Member Dyes & Dye Intermediates Panel	04	04
9	MR. KIRIT MEHTA Member Dyes & Dye Intermediates Panel	04	01
10	SHRI ASHWIN SHROFF Member Basic Inorganic & Organic Chemicals including Agro Chemicals Panel	04	00

Sr. No.	Name of the Committee Member	No. of Meeting Held	No. of Meetings attended during 2018-19
11	SHRI NITIN S. NABAR Member– Cosmetics, Toiletries & Essential Oil Panel	04	00
12	Member – Cosmetics, Toiletries & Essential Oil Panel	VACANT POST (due to non-receipt of nominations)	
13	SHRI S.G.BHARADI Executive Director	04	04

Some of the major points discussed/decisions taken in the above meetings are listed below:

1. Shri Sunil Ranjan, Dy. Secretary-EP (CAP), DoC, MoC&I wanted to know the activities done by the Panel Chairmen for the respective members of their Panel of the Council, details of their frequent interaction with their members, their inputs to be given to the Ministry. He also mentioned that each Panel Chairman has to have comprehensive knowledge of his/ her Panel to prepare and submit details of problems being faced by his members to the Ministry. Further, Panel Chairmen have to take more responsibility about the problems being faced by the respective members of their Panel and therefore, conduct atleast quarterly meetings with their members to discuss and find out the remedial solutions for the same.
2. With regard to the problem being faced by the member-exporters on the issue of Change of product as per the Notification issued by the MoEF&CC in 2016, then Chairman of the Council, Shri Satish Wagh brought to the notice of the Committee about the discussion he had with the Pollution Control Board who have formed a State-wise Committee and the experts from the said Committee will go to each and every case and then only they will give their decision.
3. Regarding issues on pollution control/environmental with the State and Central Pollution Control Board, the Secretariat has requested all the CoA members to give details of impact of Notification of Ministry of Environment, Forest and Climate Change, New Delhi dated 23rd Nov. 2016, to the Council so as to represent the same further to the MoC&I.
4. With regard to the necessity of infrastructure requirements, incentives and subsidies to be extended to the Chemical industries, Shri Ajay Kadakia, the then Vice-Chairman of the Council informed that the Ministry is aware of the same and accordingly they have given the MEIS. He further informed that there is serious consideration by them for the entire Chemical Industry to increase the MEIS. The Jt. Secretary, DoC in the MoC&I has said that the issue is under the consideration and further, the entire export review is being taken by the PMO and therefore, he is seriously considering to promote the exports of the country.
5. Shri Ajay Kadakia, the then Vice-Chairman of the Council mentioned that like INDIACHEM, CAPINDIA is a prestigious programme for the Ministry of Commerce & Industry. The Jt. Secretary has specifically informed that the success of this exhibition is very important as it is not only the responsibility of

the Ministry, but also the responsibility of the industry. The Committee unanimously nominated Shri Ajay Kadakia, the then Vice Chairman-CHEMEXCIL as the Chairman of the CAPINDIA 2019 sub-Committee.

6. With regard to eligibility of getting refund of Airfare under MAI grant in aid to designated Officers of the member-exporters other than Director, Proprietor and Partners to attend Exhibitions/BSMs through CHEMEXCIL as per the new MAI guidelines, the Executive Director informed the members that it is the decision of the Government that the refund of airfare would be given only to Directors, Proprietors and Partners of the member-exporters who are attending the Exhibitions, which will be followed this year.
7. The ED of the Council appreciated the DoC, Ministry of Commerce and Industry as they are more active now specially for resolving the long standing issue of sanctioning 50% MAI grant in aid to the member exporters of Cosmetics and Toiletries towards registration of their products abroad as also data generation cost incurred to the member-exporters of Agrochemicals, the total grant in aid being Rs. 2 crore per firm, in case they have incurred a total cost of Rs. 4 crore for the same.
8. The ED of the Council informed that as per the directives of the DoC, MoC&I, CAPINDIA to be organized jointly by 4 Export Promotion Councils (i.e. CHEMEXCIL, PLEXCONCIL, CAPEXCIL and SHEFEXIL). He further informed that in a meeting with the Joint Secretary, DoC, MoC&I held on 19th Dec. 2018, the JS has informed that CAPINDIA exhibition should be organized as an exhibition-cum-RBSM as per earlier 3 editions of the said event. He further informed that since it is an important event and the target is high, he requested support and co-operation of all members of the Committee to book the stalls as also to recommend for inviting good buyers.
9. As part of export promotional activities and for the benefit of its member-exporters, CHEMEXCIL had participated in various International exhibitions along with its member-exporters as also organized various interactive Seminars in India, some of which are Chemspec Europe held in June, 2018 at Germany, Dyechem Brazil held in August, 2018, Interactive Session on GST held in Sept. 2018 in Mumbai, India Chem 2018 held in Oct. 2018 in addition to Seminar on Global Market Outlook & Forex Risk Management held in Nov. 2018 at Ahmedabad, etc.
10. The Committee reviewed and noted Global exports of Chapters covered under the purview of CHEMEXCIL along with India's share in the world market with top 10 export countries. The Jt. Secretary (Chemicals) Shri Samir Biswas, IAS mentioned that in first 10 countries list, India is not listed in any. Although Chapter 29 and 32 which is quite nearer, where there is possibility and chance of India's name to be listed in the top 10 exporting nations, he suggested to prepare detailed action plan and send it to the Ministry which should be target oriented and substantiate in enhancing exports.
11. Committee discussed the issue of purchase of Office premises on ownership basis with the earmarked amount of Rs.3.50 crores before 31st March, 2019 to save Income Tax. Chairman of the Council informed that the property for Kolkata Office has already been purchased and in the case of Bengaluru, it has also been finalized and advance has been paid. Committee also approved renovation of both the Offices before its inauguration.

EXPORT PROMOTIONAL ACTIVITIES:

REACH:

CHEMEXCIL has been appointed by the Ministry of Commerce & Industry as a Nodal Agency for Pre-registration and Registration of substances of the firms under EU's REACH regulation (Registration, Evaluation and Authorization of Chemicals).

Accordingly, during the 3rd phase of Registration deadline i.e. in 2018, approx. 157 companies registered their 598 substances through the Only Representatives (OR).

Owing to the high volume of the claims received, the Council is recommending the claims to the Ministry in lot basis. Accordingly, in the F.Y. 2018-19, the Council submitted its 1st lot of 50 companies who have registered their 162 substances and recommended for reimbursement of 50% of ECHA fees amounting Rs. 2,41,81,067/- (Two crore Forty One Lacs Eighty One Thousand and Sixty Seven Only). The sanction of the funds from the Ministry is still awaited.

The Council sent representation to the Ministry of Commerce & Industry on 28th Nov 2018 for consideration of reimbursement of Letter of Access (LOA) cost incurred by the member-exporters who registered their substances under REACH. The Ministry of Commerce & Industry accordingly has considered the request and accordingly revised the provisions contained in the 'Market Access Initiative Scheme' and the 'Guidelines for funding under the MAI Scheme' related to reimbursement of expenditure incurred by Indian exporters on statutory compliances in the buyer country vide letter no K-11020/303/2018-E&MDA dated 7th Jan 2019.

As per this revision exporters may now claim for reimbursement of registration charges including the data cost / LOA cost and Consultancy charges. Also, the maximum ceiling to avail such reimbursement has been increased to 2 crores per annum per exporter.

REGISTRATION OF PRODUCTS ABROAD (AGRO CHEMICALS):

The Council received the application from 1 member-exporter for registration of their agrochemical products abroad. The application was accordingly scrutinized and recommended to Ministry of Commerce & Industry for disbursement of 50% of the registration charges for agrochemical products registered in various countries. The summary of applications received and processed by Council is given below:

1.	Applications received	01
2.	No. of Products Registered	01
3.	Amount Disbursed	Rs. 2,26,620/-

MEMBERSHIP POSITION AS ON 31ST MARCH, 2019

Category	31st March 2019	31st March 2018
Large Scale Manufacture	258	245
Small Scale Manufacture	1737	1723
Merchant Exporters	1055	1022
Large Scale Manufacture cum Merchant Exporters	80	78
Small Scale Manufacture cum Merchant Exporters	272	242
Total	3402	3310

LICENCING:

Details of Representation sent to the Ministries (MoC&I, MoF/CBEC, MoC&E etc.)

The Council had received several representations from our member-exporters on various issues. We had scrutinized the cases appropriately and recommended to the respective offices of DGFT, Central Excise & Customs etc. on the following issues:-

- Chemexcil Comments on US-GSP withdrawal and its effects was represented to Shri L Steephen, Deputy Secretary, NAFTA Division on 23-March-19.
- Chemexcil suggestions for Negotiations on proposed Preferential Trade Agreement between India and Iran was represented to Shri Anurag Sharma, Deputy Secretary on 11-March-19.
- Chemexcil issues for Egypt to be included in the agenda of JTC/JCM with Egypt and Morocco was represented to The Section Officer, (FT-WANA) on 7-March-19.
- Chemexcil Submission on RCEP was represented to Dr. Ram Upendra Das, Head and Professor on 7-March-19.
- Chemexcil issues pertaining to African Countries which hamper exports and suggestions for export promotion was represented to Shree Praveen Kumar, Jt. Director, FT-Africa on 27-Feb-19.
- ASEAN specific export related issues was represented to Shri. N. Muthukumar, Under Secretary on 30-Jan-19.
- Expansion of Interest Equalisation Scheme by addition of more tariff Lines for Non-MSME's and Merchant Exporters was represented to Shri Shyamal Misra, IAS, Joint Secretary on 15-Jan-19.
- Request for retrospective applicability of DGFT Notification No 53/2015- 20 dated 10/01/2019 and DOR Notification No.01/2019 Dt. 10.01.2019 regarding removal of Pre-import condition for exemption of IGST & Compensation Cess on import under Advance Authorization was represented to Shri Suresh Prabhuji, Hon'ble CIM on 11-Jan-19.

- Comments on Lok Sabha admitted Unstarred Question No. 4315 regarding 'Export of Herbs and Herbal Products' for answer on 7.1.2019 – Regarding was represented to Mr. Vijay Shanker Pandey, Under Secretary on 03-Jan-19
- Norms fixation issue due to Non Issuance of consumption certificate by Jurisdictional GST office was represented to the Chairman (Norms Committee-4) on 27-Dec-18.
- Information on production, import-export of the items suggested for inclusion under sensitive list was represented to Shri D K Madan, Director (Chemicals) on 19-Dec-18
- Rejection of IGST/ ITC refund claims due to inadvertent Higher DBK option in cases where higher rate and lower DBK rate were identical was represented to Shri L Satya Srinivasa, Jt Secretary- Customs on 17-Dec-18.
- Request for clarification on "Other" category in the Revised AIR DBK 2018 Schedule was represented to Shri Dinesh Kumar Gupta, Director- DBK on 12-Dec-18.
- Environment related issues- Deep Sea Discharge, Change of Colour and product mix was represented to Shri Samir K Biswas, IAS, Joint Secretary- Chemicals on 04-Dec-18
- Interest Equalisation Scheme/ Definition of MSME as per new Criteria was represented to Shri Prashant K Seth, GM, Banking Regulations on 03-Dec-18.
- Inclusion of Merchant Exporters for availing MSME support and outreach initiatives was represented to Shri Shyamal Misra, IAS, Joint Secretary on 27-Nov-18
- Advance Authorisation pending for Redemption was represented to Dr. Ashis Kumar Dash, Asst. DGFT on 21-Nov-18.
- Issues faced in Export to Iran (Handling of Payments/ Lodgement of Documents was represented to Shri Shyamal Misra, IAS, Joint Secretary on 21-Nov-18
- Comments on India Peru Trade Agreement finalization of Peruvian wish list were represented to Shri D K Madan, Director (Chemicals) on 30-Oct-18
- CGST & Customs, request to address the burning problems faced by the Indian Industries due to Pre-import condition on Advance Authorization for IGST exemption was represented to Dr. Rajiv Kumar, Director (Chemicals) on 29-Oct-18
- Difficulties faced in obtaining preferential "Certificate Of Origin" for export to South Korea under IK-CEPA LTD was represented to Dr. S.K. Saxena, Director (EIC) on 26-Oct-18 Increase in Export Incentive by the Chinese Government on Chemical Exports was represented to Ms. Kamana S. Dikshit, Under Secretary (FT-NEA) on 26-Oct-18.
- Request for clarification on further extension to clear caution listing under Export Data Processing and Monitoring System (EDPMS) was represented to Shri Ajay Kumar Misra, GM (FED) on 23-Oct-18.
- Rejection of IGST/ ITC refund claims due to inadvertent Higher DBK option selection in cases where higher rate and lower DBK was represented to Shri L Satya Srinivasa, JS-Customs on 16-Oct-18



- Request to consider Deemed Export towards MIEQ Scheme for Sugar was represented to Shri Suresh Kumar Vashishth, JS on 16-Oct-18
- CHEMEXCIL issues for GRC Meeting on 17/10/2018 at 3.30 pm was represented to the EP(CAP) Section on 12-Oct-18
- Action Taken Report on Export Promotion Measures for the month of September 2018 was represented to the EP(CAP) Section on 08-Oct-18
- Chemexcil Inputs regarding exports related issues in respect of CIS countries was sent to Shri R.K. Ramesh on 04-Oct-18
- Longstanding problems being faced by the member-exporters with the Pollution Control authorities were represented to Shri Shyamal Misra, IAS, Joint Secretary on 04-Oct-18
- APTA Certificate issue in Shanghai Customs (China) was raised to Shri Kuldeep Singh, Dy Director on 28-Sep-18
- Comments on Restricting Imports of Chemicals Into India were sent to Shri D K Madan, Director (Chemicals) on 24-Sep-18.
- Supplementary inputs IKCEPA:- Chemexcil comments on Korea's revised request list for tariff concessions were represented to Shri Shyam Kumar, SO on 14-Sep-18
- ASEAN FTA Review- Duty inversion issues faced by domestic (DTA) manufacturers of toilet soaps (3401/3402) and oleochemicals (382370/2905) & removal of minimum 20% free fatty acid content condition for import of Vegetable oils used for Oleochemicals was represented to Shri Shyamal Misra, IAS, Joint Secretary on 11-Sep-18.
- Comments on- Action Plan in respect of the Export strategy to boost exports for Chemicals & Plastic Sector were sent to the EP(CAP) Section on 11-Sep-18
- IKCEPA:- Chemexcil comments on Korea's revised request list for tariff concessions were sent to Shri Shyam Kumar on 10-Sep-18
- IGST Refund Issues were represented to Shri Amit Kumar Sharma, Deputy Commissioner on 10-Sep-18
- DBK 2018- Domestic production data of the inputs used in the export products was sent to Shri Anand Kumar Jha, Under Secretary - DBK on 05-Sep-18
- India- Brazil TMM:- Inputs from Chemical sector were sent to Shri D K Madan, Director (Chemical) on 04-Sep-18
- Removal of Pre-import condition on Advance Authorisation was sent to Shri Shashank Priya, Commissioner on 29-Aug-18.
- Environment related issues faced by Chemical Sector projects in Maharashtra and Gujarat was represented to Dr. Harsha Vardhan, Honourable Minister on 23-Aug-18

- Facility to check Status of Norms Fixation of Advance Authorisations obtained under Self declaration basis was sent to Shri Jay Karan Singh, Jt. DGFT on 23-Aug-18
- MEIS - Intent declaration ticked “N” as well as not mentioned in the text of shipping Bill was represented to Shri Lokesh H D, Jt. DGFT on 13-Aug-18
- Our representations regarding deletion of Pre-import condition for Advance Authorization were sent to Dr. Anup Wadhawan, IAS, Commerce Secretary on 10-Aug-18
- Rejoinder to our Comments on the exclusion list for imports from China/ other countries under RCEP were sent to Shri D K Madan, Director (Chemicals) on 09-Aug-18
- Comments on the exclusion list for imports from China/ other countries under RCEP were represented to Shri D K Madan, Director (Chemicals) on 08-Aug-18
- Inputs for 5th OECD Economic Survey the was sent to EP(CAP) Section on 08-Aug-18
- Request for Clarification on buyers registration requirement in Cameroon was sent Shri. J Ravikumar, Consul General on 03-Aug-18.
- Trade Complaint- Non-Receipt of payments from Japanese Buyer was represented to Dr. Satya Pal Kumar, First Secy (Trade) on 03-Aug-18
- Prevailing Transport strike adversely affect export operation was sent to Shri Binoy Kumar – IAS, Special Secretary (Logistics) on 26-Jul-18
- Chemexcil Analysis / Suggestions for WTO compliant exports promotion initiatives were represented to Shri S.K. Ranjan, Deputy Secretary on 20-Jul-18.
- Rectification of Error in 36 S/B's pertaining to JNCH was represented to Shri Kunal Anuj, Dy Commissioner on 06-Jul-18.
- Comments on draft Protocol of Kazakh side and on Indian side for 6th Session of India-Kazakhstan Joint Working Group on Trade and Economic Cooperation to be held on 11-12 July, 2018 in Astana, Kazakhstan was represented to Shri Vijay Shanker Pandey, Under Secretary on 06-Jul-18.
- Pending IGST from JNCH pertaining to 21 S/B's was sent to Shri Rohit Singla, IRS, Jt Commissioner on 06-Jul-18
- Chemexcil submission of data for review of AIR Drawback 2018 was sent to Shri Nitish K. Sinha, IAS, Joint Secretary (DBK) on 02-Jul-18
- Pending IGST Refunds was raised to Shri Rohit Singla, IRS, Jt Commissioner on 02-Jul-18
- India-Iran PTA- Suggestions from Oleo-chemicals & toilet soap industry were sent to Smt. S. B Nanda, Under Secretary, FT –South Asia on 27-Jun-18
- Anti Dumping duty imposed on Methyl Aceto Acetate (HS Code: 29183040) Vide DGAD Notification F. No. 14/7/2014 Dtd: 1st April, 2014 and corresponding custom Notification 22/2016 Dtd: 31-05-2016 was sent to Shri Sunil Kumar, IAS, Designated Authority on 14-Jun-18

- Details of pending IGST refund from JNCH was represented to Shri Rohit Singla, IRS, Joint Commissioner on 13-Jun-18 was represented to ITC - Refund order (delay in credit) O/o The Commissioner of Sales Tax on 13-Jun-18
- Regarding Pending ITC refund cases of our members-exporters was represented to O/o The Principal Chief Commissioner of GST & C. Ex Mumbai Zone on 13-Jun-18
- Non Refund of SGST credit on export for the month of July 2017 and September 2017 manual ITC refund claim was represented to Shri Ayaz Kohli, Joint Commissioner on 08-Jun-18
- Updated Inputs on embedded taxes was sent to Shri Lokesh HD, Jt DGFT on 01-Jun-18
- US GSP:- Petition by CHEMEXCIL was represented to Shri PV Hari Krishna, Director (FT-NAFTA) on 30-May-18
- Inputs on embedded taxes was represented to Shri Lokesh HD, Jt DGFT on 30-May-18
- Chemexcil suggestions for Review of Export Promotion Measures under FTP 2015-20 & DoC were represented to Shri Lokesh HD, Jt DGFT on 25-May-18
- Chemexcil suggestions for Review of Export Promotion Measures under FDTaPr 2 S0ir1, 5-20 & DoC was sent to Shri Lokesh HD, Jt DGFT on 25-May-18
- Refund of IGST/Un-utilised ITC - Status/ Feed-back on pending refunds related to export transactions was represented to Shri S Veeramuthu, Dy Commissioner on 18-May-18
- Letter dated 28/03/2018 regarding Problems faced in IGST refunds due to Non-Transmission of data from GSTN to Customs was represented to Shri L Satya Srinivasa, JS- Customs on 16-May-18
- List of Tariff Lines for US GSP (Chapter 28-38) was represented to Shri PV Hari Krishna, Director (FT-NAFTA) on 27-Apr-18
- Support for Pesticides was represented to Smt. Rita Teatota, Commerc Secretary on 26-Apr-18
- Letter from Jt. Secretary (Customs) regarding Problems faced in IGST refunds due to Non-Transmission of data from GSTN to Customs were sent to Shri Rajiv Jalota, IAS, Commissioner on 24-Apr-18
- Our representations regarding deletion of Pre-import condition for Advance Authorization was sent to Shri Suresh Prabhuji, Hon'ble CIM on 23-Apr-18.
- Letter from Jt. Secretary (Customs) regarding Problems faced in IGST refunds due to Non-Transmission of data from GSTN to Customs was presented to Shri Vivek Johari, Chief Commissioner on 20-Apr-18
- Request for Extension of deadline to clear Caution Listing of our member exporters under Export Data Processing and Monitoring System (EDPMS) was represented to Shri Rajeev Dwivedi, GM (FED) on 18-Apr-18

- Request to amend Notification No.76-Customs dated 15.09.2017 to allow the benefit under Jumbo Notification No.50/2017-Customs dated 30.06.2017 retrospectively on import of Stearic Acid was represented to Shri Mohit Tiwari, Under Secretary on 13-Apr-18.
- Request for amendment in Circular No. 48/2017-Cus dated 08.12.2017 to include norms for Bank Guarantee/ requirement of Surety by EOUs/ Status Holders was represented to Shri Zubair Riaz Kamili, Director (Customs) on 12-Apr-18
- MEIS by SEZ:- Applicability of abeyance up-to 30/09/2015 under Public Notice No. 47/2015-20 dtd 08/12/2015 on cases from Kandla SEZ were intent is declared as “N” was represented to Shri Lokesh HD, Joint DGFT on 11-Apr-18
- Chemical Industry highlights and Policy initiatives for media campaign was represented to EP(CAP) Section on 11-Apr-18
- IGST refund delays due to IGST Validation failure/ Missing error code status of shipping bills pertaining to JNCH/ Facility to Rectify GSTR-3B (erroneously mentioned export sales in Table 3.1(a) instead of 3.1 (b) was represented to Shri Pranab Kumar Das, Member (Customs) on 10-Apr-18
- Chemexcil Inputs for the forthcoming Inter Governmental Committee (IGC) meeting to be held between India and Nepal during April, 2018 was represented to Shri S. Muthukumar, Under Secretary (FT-SA) on 10-Apr-18
- Additional Inputs on EU-BTIA w was represented to Shri Pawan Kumar, Under Secretary(FT-Europe-I) 03-Apr-18
- CVD Investigation by USDOC on Glycine exported from India was represented to Ms. Radhika Sharma, Legal Consultant, CVD Cell, DGAD on 03-Apr-18

OVERSEAS TRADE DISPUTE

The Council received representations from exporters on overseas trade disputes related to delay in exports payment, supply of sub-standard materials etc. As a follow-up action, letters were sent to Indian Missions abroad for intervention.

INFORMATION TO MEMBERS

The Council disseminates information to member-exporters pertaining to DGFT/CBIC/RBI/ GST/ E-SEALING/ E-WAY BILL Circulars and Notifications. Information received on Anti-Dumping Investigations, TBT/SPS Measures etc were also passed on to the members as well as uploaded on website.

INTERNATIONAL TRADE ENQUIRIES

The International Trade Enquiries received by the Council from potential importers and Indian Missions abroad were circulated to concerned Manufacturers Exporters and also put on our website.

REGION WISE MEMBERSHIP DURING APRIL 2018 TO MARCH 2019

Head office, Mumbai:

Sr. No.	Particulars	Details
1.	Registration Cum Membership Certificate (RCMC)	
	Fresh	116
	Renewed	1264
	Combined	121
	Incorporated Amendments	19
2.	Non Preferential Certificate of Origin.	233
3.	Visa Recommendation Letters	259
4.	Total Addition of New Member	116

Regional Office- Ahmedabad:

Sr. No.	Particulars	Details
1.	Registration Cum Membership Certificate (RCMC)	
	Fresh	126
	Renewed	101
	Combined	12
	Incorporated Amendments	44
2.	Non Preferential Certificate of Origin.	08
3.	Visa Recommendation Letters	82
4.	Total Addition of New Member	126

Regional Office- Bengaluru:

Sr. No.	Particulars	Details
1.	Registration Cum Membership Certificate (RCMC)	
	Fresh	61
	Renewed	35
	Combined	03
	Incorporated Amendments	09
2.	Non Preferential Certificate of Origin.	00
3.	Visa Recommendation Letters	07
4.	Total Addition of New Member	61

Regional Office- Kolkata:

Sr. No.	Particulars	Details
1.	Registration Cum Membership Certificate (RCMC)	
	Fresh	16
	Renewed	11
	Combined	00
	Incorporated Amendments	03
2.	Non Preferential Certificate of Origin.	07
3.	Visa Recommendation Letters	01
4.	Total Addition of New Member	16

Regional Office- New Delhi:

Sr. No.	Particulars	Details
1.	Registration Cum Membership Certificate (RCMC)	
	Fresh	78
	Renewed	05
	Combined	09
	Incorporated Amendments	11
2.	Non Preferential Certificate of Origin.	03
3.	Visa Recommendation Letters	00
4.	Total Addition of New Member	78

SEMINAR/INTERACTIVE MEETINGS/ BY HEAD OFFICE & REGIONAL OFFICES:

During the period under review, CHEMEXCIL Head Office/Regional Officer organized/participate /attended the following meetings / Interactive Sessions –

HEAD OFFICE- MUMBAI

Sr. No.	Date	Sub of the Seminar/Meeting/Interactive Sessions
1	07-Jun-18	Seminar on “Refund of IGST/Un-utilised ITC for Exporters” at Marine Plaza, Mumbai
2	24-Jul-18	Interactive session with the Commissioner of Customs (Exports), Air Cargo Complex, Mumbai on awareness about the “Third Refund Fortnight from 16 th July, 2018 to 30 th July, 2018 to clear pending refunds” & “Authorised Economic Operator” program at Marine Plaza, Mumbai

3	27-Jul-18	Seminar on Trade Finance & Forex Risk Management with Kotak Mahindra Bank at Kotak AMC, BKC Mumbai
4	25-Sep-18	“Interactive Session on GST (Refunds and other queries)” at Marine Plaza, Mumbai
5	28-Sep-18	Stakeholder Consultation on “Boosting Exports to USA, CHINA, ASEAN” at Chemexcil Conference Room, Mumbai
6	24-Jan-19	Interactive Session on “Export Finance, the Easy solution for your Working Capital Needs” for MSME exporters in association with M/s. Drip Capital at Chemexcil Conference Room, Mumbai
7	31-Jan-19	Interactive Meeting with Shri Rajnesh IAS , JT. Sec(E &MDA - Div & FT - ASEAN Region)Asean Specific Export Related Issues NESCO Mumbai at Chemexcil Conference Room, Mumbai
8	26-Mar-19	Export Factoring Easy Access to unsecured Finance for MSME during CAPINDIA 2019 Exhibition at NESCO Mumbai
9	27-Mar-19	Recent Charges in Policy -Procedures & Compliance for Exporters during CAPINDIA 2019 Exhibition at NESCO Mumbai
10	27-Mar-19	Seminar for K- REACH during CAPINDIA 2019 at NESCO Mumbai

RO- AHMEDABAD

1	18 May 2018	Attended Consultation Meeting held at Industries Commissioner's office to discuss the possible alternates of Export Promotional Schemes.
2	08 June 2018	Attended 9 th National Conference on Infrastructure and Ports (Progress, Potential & The way Forward of Port Sector in Gujarat) held at Ahmedabad Management Association (AMA), Ahmedabad
3	08 June 2018	Visited the Chief Commissioner (Customs) office, Ahmedabad for grievances of Member Exporter of Council
4	11 June 2018	Organised Interactive Session on IGST Refund jointly with Gujarat Chamber of Commerce & Industry (GCCI) and Gujarat Dyestuff Manufacturers Association (GDMA). The aim of the meet was to create awareness about issues faced by Exporters in receiving IGST Refunds and the correct procedures to be followed in making corrections/amendments in filing of GSTR.
5	21 June 2018	Performed Yoga Day
6	13 July 2018	Attended meeting on Vibrant Gujarat Globe Trade show 2019 which was organized by INDEXTb at Udyog Bhavan Sector -11, Gandhinagar, Gujarat

7	11 September 2018	Attended Industry Meet held by FICCI at Novotel Hotel . The meet was presided by Shri P.Raghavendra Rao, Secretary, DCPC. Govt. of India
8	1 October 2018	Organized a “Stakeholder Consultation Meeting on Boosting Exports to USA, China, ASEAN & Other Markets” at the GDMA Conference Hall.
9	02 November 2018	Attended the program/ live telecast of campaign unveiled by the Prime Minister Office to support MSMEs and reach out to them through credit plus services at Bharuch at Pandit Omkarnath Thakur Hall, Bharuch.
10	22 November’18	Organised Seminar on “ Global Market Outlook and Forex Risk Management” in Ahmedabad on 22 nd November’18 at Hotel Radisson Blue, Ahmedabad. The Chief Guest of the Seminar was Shri K V Tirumala, Dy. DGFT, Ahmedabad, and Shri Greeven Kharawala, Managing Director M/s. Jay Chemical Industries Ltd., was the Key Note Speaker.
11	23 November 2018	Attended Support and Outreach Programme for MSME Sector Organised By Gujarat Chamber of Commerce and Industry (GCCI), Ahmedabad at its Seminar Hall from 04:00 pm to 06: 00 pm
12	27 November 2018	Attended meeting with H. E. Alejandro Zothner Meyer, Acting Consul General Consulate General & Promotion Centre Of Argentine, Mumbai Organised By Gujarat Chamber of Commerce and Industry, Ahmedabad. Visited the office of Advisor for Gujarat to the Business Development & Investment Office of The Kingdom of Lesotho and also the Republic of Zimbabwe in Ahmedabad.
13	28 December 2018	Organized Interactive Meeting with Member Exporters of Gujarat Region exporting Agro Chemicals at Conference Hall, GDMA.
14	17 - 22 January 2018	Participated in the Vibrant Gujarat Global Trade Show 2019 (VGGTS 2019) at the Helipad Ground (Exhibition Ground), Gandhinagar, Gujarat. Around 150 visitors had visited Councils’ stall during 5 days Exhibition.
15	23 February 2019	Attended Workshop on Developments in Chemical Regulations in S. Korea (K-Reach) organized by SSS REACH SUPPORT held at Hotel Four Points by Sheraton, Ahmedabad supported by Chemexcil, Gujarat Chemical Association (GCA) and Indian Chemical Council (ICC).

16	13 February 2019	Organized meeting for awareness of CAPINDIA 2019 Exhibition at Ahmedabad at The Gujarat Dyestuff Manufacturers Association (GDMA), Ahmedabad. More than 50 members of both Chemexcil GDMA have attended this interactive meeting.
17	06 March 2019	Organized a Seminar on “Export Awareness & Korea Reach Regulation” with CAPINDIA Road show, jointly with Federation of Indian Export Organizations (FIEO) & Ankleshwar Industries Association (AIA) at the Seminar Hall of Ankleshwar Industries Association, Ankleshwar
18	11 March 2019	Organized a Seminar on “Export Awareness & Korea Reach Regulation” with CAPINDIA Roadshow, jointly with Vapi Industries Association (VIA) at the Seminar Hall of Vapi Industries Association (VIA), Vapi.

RO-BENGALURU

1	16 May 2018	Stakeholders Consultation meeting was organized to deliberate Export Strategy of Karnataka- attended by state Government representatives, EPCs, Exporters Associations & Shri Vijay Kumar, Addl DGFT, Bangalore.
2	06 June 2018	Chemexcil Organized Membership Awareness Program and E-Waybill and Export Refunds Jointly with FTAPCCI Held in Hyderabad. More than 35 Members Exporter attended the Workshop.
3	18 June 2018	93rd Export Management Training Program (EMTP) organized by VTPC Karnataka at VTPC Training Hall, Bengaluru. Inauguration done by Dr.M N Karur, Additional Director, Department of Industries & Commerce and Managing Director VTPC Karnataka.
4	27 June 2018	An Open House with Shri Alok Vardhan Chaturvedi, IAS, DGFT New Delhi. More Than 200 Exporters attended it. Issues related to FTP, DGFT and GST were discussed.
5	12 July 2018	Chemexcil Organized Workshop on IGST Refunds and Authorized Economic Operator–AEO Documentation on Certification Bengaluru. More than 40 Members have attended the Workshop.
6	21 August 2018	Stake Holders Meeting in Karnataka State Logistics Policy, Shri K J George, Hon’ble Minister for Large & Medium Industries, IT, BT, S&T and Sugar, Government of Karnataka. 103 Members were attended the meeting.

7	20 September 2018	Open house was organized by Bangalore Customs Zone at Bengaluru on “Authorized Economic Operator Programme and Facilitation on Exports Refunds”. They informed to our members that AEO certification is Three-Tier AEO (T1, T2, T3) and this certification is launched by Indian Customs. Small and Medium Scale Enterprises who have filed 25 documents i.e. either Bills of Entry or Shipping Bills during the last financial year is also entitled for AEO. The applicant should have business activities for at least three financial years preceding the date of application in the workshop more than 200 Exporters attended the workshop.
8	04 October 2018	Shri A.K. Jyotishi, Chief Commissioner of Customs, Bengaluru Customs Zone, addressing the stakeholders and the members of trade in the 17th CCFC Meeting at C.R.Building, Bengaluru.
9	03 December 2018	Visvesvaraya Trade Promotion Centre (VTPC), the nodal agency for the promotion of International trade from the State of Karnataka facilitated the Interaction Meeting with Stakeholders on the Draft Export Strategy for Karnataka. Shri K J George, Hon’ble Minister for Large Medium Industries, IT, BT and Sugar, presided the significant interaction which witnessed a confluence of key authorities across India representing promising industrialists and exporters, logistics, Export Promotion Councils, Chambers of Commerce and Industry, Senior Officials from Government among others.
10	10 December 2019	Shri S Ramesh, Chairman, CBIC has inaugurated Interactive Workshop on the working of AEO Programme, at Bengaluru. During the course of the interactive workshop on the working of AEO programme. Presentation by Bengaluru Customs Zone.
11	17-18 December 2018	Shri.P K Das, Member Customs, Special Secretary to Government of India, addressing Chief Commissioners of Customs / Director Generals in the Conference of Customs Tariff and allied matters at Bengaluru. Conference of Chief Commissioners of Customs and Director Generals on Customs Tariff and allied matters.
12	25 January 2019	International Customs Day, was organised in Bengaluru Prof.(Dr.) R. Venkata Rao, Vice Chancellor, NLSIU, Bangalore was the Chief Guest. Shri D.P.Nagendra Kumar, Pr. Chief Commissioner of Central Tax, Bangalore Zone was the Guest of Honour.

13	14 February 2019	Government of Karnataka has formulated a Draft Geographical Indications Policy for the State in conjunction with Specialists to promote the traditional legacies of the State. To deliberate on the features of the Draft Policy and open up the floor to discussions and elicit stakeholder feedback, a Stakeholders Consultation. Shri Rajender Kumar Kataria, IAS, Secretary to Government, Mines and MSME, Department of Commerce & Industries, Govt. of Karnataka Inaugurated the Meet.
14	13 February 2019	A.K. Jyotishi, Chief Commissioner of Customs, Bengaluru Customs Zone, addressing the stakeholders and the members of trade in the CCFC Meeting held at Bengaluru.
15	22 February 2019	Chemexcil jointly with PLEXCONCIL, CAPEXIL and SHEFEXIL had organised a Seminar/Roadshow in Chennai to disseminate information on the CAPINDIA 2019 Exhibition at Welcom Hotel, Chennai. Along with CAPINDIA roadshow we also organised an interactive meeting on E- Sealing and ECGC Schemes as there are concerns amongst the members about the operation, procedures, availability of e-seals, readers at the shipment port etc. Members will get an opportunity to interact with CBEC.
16	06 March 2019	VTPC, the mandated nodal agency for the promotion of international trade from the State of Karnataka collaborated with FICCI and IIM Bangalore in the conduct of a One Day National Workshop on 'Intellectual Property Rights for Global Business'. A galaxy of dignitaries, IP Professionals, Startups, industry, Geographical Indications stakeholders, Academic Institutes and several others joined to hear brilliant minds deliberate on contemporary topics that were lined up for the day. Rear Admiral Atul Khanna, Govt. of India, Shri OP Gupta, Controller General of Patents, and Trademarks, Government of India, Shri S R Satheesha, Managing Director, VTPC Karnataka, were attended the programme.

RO- KOLKATA

Sr. No.	Date	Sub of the Seminar/Meeting/Interactive Sessions
1	17 May 2018	EEPC India (ER) in association with Kolkata DGFT & DGAD (Directorate General of Anti-Dumping and Allied Duties) organized an outreach seminar on Anti-Dumping and other Trade remedies available to Indian Manufacturers in case of unfair trade practices adopted by exporters in other countries.
2	1st June 2018	Ministry of Commerce & Industry, Department of Commerce, Government of India in association with FIEO organized one Stakeholders Meet on Infrastructure and Logistics related issues to Kolkata Port.
3	18 June 2018	West Bengal Industrial Development Corporation in association with FICCI organized one Workshop called 'Accelerating Exports' on Promoting Exports from West Bengal, mainly the road show of Bengal Global Summit scheduled on 7th – 8th February, 2019 in Kolkata.
4	27 June 2018	Seminar was jointly organized by the CHEMEXCIL and PLEXCONCIL on issues related to Kolkata Port / GST / FTP at Hotel Lalit Great Eastern, Kolkata
5	05 July 2018	DGFT, Kolkata has organized an Interactive Session with Shri Alok Vardhan Chaturvedi, IAS, DG, DGFT.
6	07 July 2018	FIEO has organized an Interactive Session with Shri Suresh Prabhu, Honourable Minister of Commerce and Industry, Civil Aviation, Government of India regarding issues (specifically larger policy perspectives) related to the foreign trade policy, logistics, infrastructure, GST refunds.
7	19 July 2018	Indian Chamber of Commerce (ICC) has organized an Exclusive Interactive Session with Ms. Rita Teatota, IAS, Secretary, Department of Commerce, Ministry of Commerce and Industry, Government of India regarding issues from this part of the country on various issues pertaining to the latest developments in foreign trade and how to address these issues and promote 'Make In India'.
8	28 November 2018	34 th Regional Award Function of EEPC INDIA (ER)
9	19 December 2018	GST Conclave organized by FIEO.
10	20 December 2018	Brainstorming Seminar on Export Promotion of MSME Sector organized by Government of West Bengal.
11	18 February 2019	Video Conference address by Hon'ble CIM in the Conference Room, Office of Additional DGFT Kolkata.
12	19 March 2019	Interactive Session on "Export Awareness on Chemicals, Cosmetics and Plastics and CAP India Road Show.

RO- NEW DELHI

Sr. No.	Date	Sub of the Seminar/Meeting/Interactive Sessions
1	04 April 2018	Stakeholder Consultation with Chemical manufacturers for inputs related to India-EU BTIA / REACH held under the Chairmanship of Ms Anita Praveen, IAS, Joint Secretary, DOC, GOI.
2	04 April 2018	Meeting related to on-line submission of documents (RCMC / COO etc) to Customs, held in the office of Commissioner Customs (Single Window), New Delhi.
3	12 April 2018	Embassy of Belgium and FIEO Seminar held at New Delhi related to Investments, Customs and Logistics in Belgium.
4	17 April 2018	2nd Steering Committee meeting on India Chem 2018 held under the Chairmanship of Secretary, Department of C&PC, Ministry of Chemicals & Fertilizers.
5	20 April 2018	Multi-Stakeholder Consultation on India's Engagement with LAC Countries in Trade and Investment held under the Chairmanship of Shri Shyamal Misra, IAS, Joint Secretary, Department of Commerce, GOI.
6	23 April 2018	Inter-Ministerial meeting related to 22nd Session of India-Russia Joint Working Group on trade and economic cooperation (IR-JWGTEC) held under the Chairmanship of Shri Bidyut Behari Swain, Additional Secretary, FT(CIS), Department of Commerce, GOI.
7	23 April 2018	Meeting on "Digitalization of documents for Exports & Imports" held under the Chairmanship of Shri Binoy Kumar, Special Secretary (Logistics), Department of Commerce, GOI.
8	24 April 2018	Meeting with Shri Sandeep Bhatnagar, Director General, Directorate General of Export Promotion (DGEP), CBIC, Department of Revenue, GOI, on various issues being faced by our member exporters related to Exports.
9	24 April 2018	4th Cheminar 2018 on "Indian Chemical Industry - Innovating for Sustainable Future" organized by Indian Chamber of Commerce (ICC) in New Delhi.
10	04 May 2018	On Review of US GSP by USTR a consultation meeting was held in DoC under the Chairmanship of Shri Shyamal Misra, IAS, JS, DOC.
11	09 May 2018	Interaction with Commerce Secretary and Trade – Industry & media to mark 1 st Work Anniversary of CRT /CRIT(Centre for Regional trade / Centre for Research on International trade).
12	10 May 2018	Seminar on Role of Trade Finance for inclusive growth organized by ASSOCHAM.

13	10 May 2018	Meeting with JS (chemicals) for preparation of Calendar of events for 2018-19 under CPDS of DCPC.
14	21 May 2018	Meeting with Director FT-(EU) to discuss market issues related to India – EU BTIA.
15	22 May 2018	Stakeholder consultation with Shri Shyamal Misra, IAS, JS, DOC under expanded India-Chile PTA.
16	24 May 2018	Meeting with EU delegation on market access issues under India-EU BTIA.
17	28 May 2018	Inter- Ministerial meeting held under chairmanship of Director FT-(EU) on preparation for India-EU Sub Commission on Trade meeting scheduled on 6 th June 2018.
18	29 May 2018	CBIC /NACFS Outreach Programme on Digitising regulatory control and supply chain logistics in association with CHEMEXCIL and other trade bodies.
19	29 May 2018	Interactive meeting on “Draft National Policy on Official Statistics” prepared by Ministry of Statistics and Programme Implementation (MOSPI) organized by RIS.
20	05 June 2018	Stakeholder Consultation on India-Peru Trade Agreement with Shri Shyamal Misra, IAS, JS in order to discuss the tariff concessions to be offered to Peru on their wish list.
21	06 June 2018	India- EU Sub-Commission on Trade meeting with EU delegation held in DoC.
22	11 June 2018	Training-cum-workshop on Essential oils, Perfumery and Aromatherapy organized by FFDC, Kannauj at the Park Hotel, New Delhi, wherein a presentation about the activities / Role of CHEMEXCIL in promoting export was made to increase our membership.
23	11 June 2018	PFMS training programme organized by Chief Controller of Accounts, Department of Commerce for implementation of EAT module of PFMS at Udyog bhawan, New delhi.
24	18 – 19 June 2018	5 th National Standards Conclave – Implementing the Indian National Strategy for Standards organized by Department of Commerce in collaboration with CII, BIS, EIC, NABCB in New Delhi.
25	22 June 2018	The ‘Foundation Stone Laying Ceremony of Vanijya Bhawan’ held at 16A, Akbar Road, New Delhi.
26	25 June 2018	Meeting held under the chairmanship of Secretary (C&PC) regarding preparation of Sectoral Export Promotion Action Plan for Agrochemical Sector.

27	29 June 2018	Meeting held under the chairmanship of Secretary (C&PC) regarding preparation of Indian Chemical Inventory.
28	01 July 2018	Participation in the Celebrations of GST Day organized by CBIC, MOF.
29	03 July 2018	1 st Meeting of the Sub-Group for formulating Export Promotion Strategy for Chemicals & Allied Products Sector held under the chairmanship of Shri Shyamal Misra, IAS, JS, EP (CAP), MOC.
30	09 July 2018	Meeting held with JS (Chemicals) & JS-EP (CAP) in DCPC regarding preparation of Sectoral Export Promotion plan for Dye Stuff sector.
31	12 July 2018	Participation in 7 th National Agrochemicals Conference organized by FICCI at Federation House, New Delhi.
32	13 July 2018	4 th Meeting of the Expert Committee for making BIS Standards for major chemicals, held under the Chairmanship of JS (Chemicals), DCPC.
33	18 July 2018	Meeting held in MOC to discuss PSRs for the products covered under chapter 28 - 38, for negotiations under RCEP.
34	18 July 2018	Meeting held in DCPC under the Chairmanship of Secretary (C&PC) relating to the concessions to be offered for the import of items under RCEP negotiations.
35	24 July 2018	Stakeholder Consultation on the concessions to be offered under India-Peru Trade Agreement, held under the Chairmanship of Shri Shyamal Misra, IAS, JS, FT(LCA), MOC.
36	25 July 2018	Meeting held with Shri Shyamal Misra, IAS, JS, EP(CAP), MOC relating to modifications in the Articles/Byelaws of CHEMEXCIL .
37	26 July 2018	Meeting held in DCPC under the Chairmanship of JS(Chemicals) & JS(PP), Ministry of Agriculture & FW, relating to Agrochemicals Conclave being organized by FICCI during India Chem 2018.
38	01 August 2018	Meeting with AS&DC (MSME) at Nirman Bhawan, to discuss about the Sectoral Export Promotion Strategy of MSMEs.
39	09 August 2018	Interactive session with member (Customs) / CBIC Officials on ITC refund held at FIEO.
40	13 August 2018	Meeting of our Chairman with Commerce Secretary, DGFT and JS(EP-CAP), relating to various issues of our member exporters such as pre import condition against Advance Authorization etc.
41	20 August 2018	Meeting held in DOC under the chairmanship of JS(E&MDA) for discussion on the study conducted by IIFT on rationalization of EPCs.
42	20 August 2018	Stakeholder's consultation meeting for inputs on ETCA with Sri Lanka held under the chairmanship of Shri B.S Bhalla, IAS, JS, DOC.

43	27 August 2018	Meeting of our Chairman and Executive Director with JS - EP(CAP) to finalize the settlement of accounts for CAPINDIA 2018 and to hold 1st Steering Committee Meeting of CAPINDIA 2019.
44	27 August 2018	Meeting of our Chairman and Executive Director with Hon'ble CIM along with Senior Govt. officials and representatives from various EPCs / Trade Bodies relating to Formulation of Strategy to boost exports held at Udyog Bhawan, New Delhi.
45	31 August 2018	Meeting with Odisha Govt. officials relating to 'Make in Odisha' conclave being organized at Bhubaneswar during November, 2018 and Roadshow of the event being organized on 12th September, 2018 in New Delhi.
46	05 September 2018	Meeting with DGFT along with ED / Mr. Kasture / Other Industry representatives held for discussions on the representation from the Industry related to pre-import condition against advance authorization.
47	05 September 2018	Meeting of EPCs with JS / Director (Logistics) for inputs on National Logistics Portal held in MOC.
48	05 September 2018	Generated Participation of our Member Exporters for the First Indian Chemical & Petrochemical Conference (ICPC) 2018 organized by CII in partnership with DCPC at Hotel Hyatt, New Delhi.
49	07 September 2018	Stakeholder Consultation meeting held in MOC under the Chairmanship of JS - E&MDA, for formulating export strategy of ASEAN Region.
50	07 September 2018	Meeting held under the Chairmanship of JS -EP(CAP) for discussion on the issues related to Chemical Sector and formulation of export strategy for boosting our exports.
51	12 September 2018	Participation in Odisha Investors' Meet held at ITC Maurya, New Delhi.
52	13 September 2018	Participated as a member of Jury for the FICCI Chemicals and Petrochemicals Awards 2018 - Jury meeting held at FICCI.
53	18 September 2018	Meeting held under the chairmanship of Secretary (C&PC) to discuss the Pesticide Management Bill-2017 and issues related pesticide regulation in India.
54	19 September 2018	Stakeholder's consultation meeting held under the chairmanship of Shri Shyamal Misra, Joint Secretary, DOC, to discuss actionable points for boosting our exports.

55	20 September 2018	Stakeholders consultation meeting held under the chairmanship of AS(NEA), DOC to identify potential and impediments in trade with China for taking measures for enhancing our exports to China in reference to the retaliatory tariffs imposed by USA and China.
56	24 September 2018	Stakeholder consultation meeting held in under the chairmanship of Joint Secretary (Chemicals) for taking measures to reduce imports of Chemicals & Petrochemicals.
57	25 September 2018	Stakeholder's consultation meeting held in DOC for inputs relating to upgradation of India-Korea - CEPA.
58	28 September 2018	Stakeholder's consultation meeting held under the chairmanship of Shri Shyamal Misra, Joint Secretary, DOC with the representatives from the industry to discuss actionable points for taking measures for boosting our exports.
59	01 October 2018	Meeting of EPCs with Shri Rajneesh, IAS, Joint Secretary-FT(ASEAN), relating to Export Strategy for increasing our exports to ASEAN.
60	03 October 2018	Meeting of EPCs with Shri Shyamal Misra, IAS, JS-EP(CAP) and Shri Anant Swaroop, JS (Logistics) relating to improvement of logistic facilities and enhancing exports to LAC region.
61	03 October 2018	Meeting with Shri Rajneesh, IAS, JS (E&MDA) relating to organization of CAPINDIA 2019.
62	10 October 2018	Consultation meeting held in DCPC under the chairmanship of Secretary (C&PC) regarding preparation of Indian Chemical Inventory.
63	12 October 2018	Stakeholders consultation meeting held under the chairmanship of CS / AS(NEA), DOC to identify potential and impediments in trade with China for taking measures for enhancing our exports to China in reference to the retaliatory tariffs imposed by USA and China.
64	22 October 2018	Organized Awareness Seminar on "SWIFT / FTAs / Impact of GST / Export Incentives / Various Schemes for MSMEs held at Hotel Hans, New Delhi.
65	23 October 2018	Meeting of various Industry Associations held with JS (Chemicals) relating to Removal of Methanol from Poison Act.
66	24 October 2018	Review meeting on the analysis of export performance and strategy to promote exports held under the Chairmanship of Shri Shyamal Misra, JS- EP(CAP), MOC.
67	26 October 2018	Stakeholder Consultation with Industry Association and representatives from the Industry held under the Chairmanship of Secretary (C&PC) relating to Environmental Issues being faced by the Industry.

68	29 October 2018	Review meeting on “Swachhta Pakhwada” held under the Chairmanship of Dr. Anup Wadhawan, Commerce Secretary, MOC.
69	31 October 2018	Participated in the Symposium on Technology Road mapping and release of reports prepared by TIFAC on Castors - Status, Challenges, Opportunities & Road ahead organized by TIFAC.
70	12 November 2018	Interactive Meeting with MAH International Corporation, Switzerland on Export Risk Management.
71	12 November 2018	Interactive session of Commercial Representatives from Indian Missions at GULF, WANA, Eurasia, South Asian Region, with Export Promotion Councils at Foreign Service Institute, New Delhi.
72	15 November 2018	Stakeholder Consultation meeting for inputs related to APTA Negotiations held in DOC.
73	16 November 2018	Participated in Curtain Raiser Interactive Session related to VIBRANT GUJARAT GLOBAL SUMMIT held in New Delhi.
74	19 November 2018	Participated in Interactive Session on Strategic Alliance for WTO and Trade Remedies, Law & Practices (SAWTR).
75	20 November 2018	Interactive meeting of Shri Rajiv Kher, former Commerce Secretary & Shri Harsha Vardhana Singh, former Deputy Director-General of the World Trade Organization organized with prominent member exporters of CHEMEXCIL.
76	28 November 2018	Meeting on Implementation of PFMS – EAT module held in DOC.
77	29 November 2018	Stakeholder Consultation meeting held in DCPC, Ministry of C&F regarding USA-China Tariff Arbitrage for inputs / measures to be taken to increase our exports, discussion on Peruvian Wish List and policy review of US at WTO.
78	03 December 2018	Training-cum-workshop on Essential Oils, perfumery & Aromatherapy organized by FFDC at the Park Hotel, New Delhi, wherein a presentation was made by me related to export potential of Essential oils and an overview about the activities of CHEMEXCIL to promote our exports.
79	17 December 2018	Meeting of Sub-Group for Trade to identify areas of strategic co-operation between India & Saudi Arabia, held in DOC.
80	19 December 2018	Meeting to discuss export performance for the month of November and review of Export Strategy and Steering Committee meeting for CAP India 2019 held in DOC.
81	27 – 28 Dec-18	Sub-Committee meeting on MAI proposals for the year 2019-20 held in DOC.



82	03 January 2019	Meeting held under the Chairmanship of Commissioner, Single Window, CBIC with regard to Online Integration of PGAs with ICEGATE and SWIFT held at Central Revenue Building, ITO.
83	09 January 2019	Meeting to review of Existing Focus LAC Programme held in DOC.
84	16 January 2019	Meeting to review export promotion strategy as well as to update the progress of CAPINDIA 2019.
85	22 January 2019	Stakeholder Consultation meeting of India-Korea CEPA upgradation negotiations held in DOC.
86	24 January 2019	Group discussions on “Export Strategy of Delhi”, organized by FIEO at Niryat Bhawan.
87	24 January 2019	Meeting to discuss the ‘Strategy for increase India’s Exports to UAE’ held in DOC.
88	01 February 2019	Video Conference with the Indian Ambassadors in LAC Countries held in the Ministry of Commerce under the chairmanship of Commerce Secretary in presence of JS (LAC).
89	04 February 2019	Meeting of EPCs / Trade Bodies held with Shri P K Das, Special Secretary & Chairman, CBIC at North Block on issues related to MEIS & other export related issues.
90	05 February 2019	Meeting with Secretary, C&PC for preparing strategy for accelerating exports of chemical sector relating to Board of Trade Meeting.
91	05 February 2019	Video Conference with the Indian Ambassadors in LAC Countries held in the Ministry of Commerce under the chairmanship of Commerce Secretary in presence of JS (LAC).
92	05 February 2019	Meeting with Commerce Secretary to discuss the issues impacting the growth of exports and suggestions for increasing our exports.
93	06 February 2019	First conference on Trade Remedial Measures against Indian exports held at DGTR.
94	06 February 2019	Interaction with Ambassadors of African Countries on ‘India - Africa Strategic Economic Co-operation’ held at New Delhi.
95	11 February 2019	Meeting with Shri N K Sinha, JS (Drawback) to discuss the issues related to Drawback / Embedded taxes / Export Performance / future potential.
96	15 February 2019	Board of Trade meeting held at Vigyan Bhawan.
97	25 February 2019	Meeting with Economic Advisor, Deptt of Chemicals & Petrochemicals to discuss the issues related to drawback and MEIS rates.

98	26 February 2019	Meeting of top chemical exporters with Hon'ble CIM to discuss the issues faced by the industry and suggestions to increase our exports held at Udyog Bhawan, New Delhi
99	27 February 2019	Interaction on India - LAC strategic Co-operation with Ambassadors of LAC countries held at New Delhi.
100	28 February 2019	Empowered Committee meeting to discuss the MAI proposals for the year 2019-20.
101	06 March 2019	Meeting held at Udyog Bhawan, New Delhi under the Chairmanship of the Commerce Secretary in presence of Senior Officials from MOC&I, and representatives from various standards regulatory Bodies / Associations, to discuss the regulatory issues regarding fragrance, perfumes & essential oils in India.
102	07 March 2019	Meeting held under the chairmanship of Joint Secretary -FT(AFRICA) to discuss the Strategy for boosting India's exports to Africa.
103	29 March 2019	Meeting held under the chairmanship of Joint Secretary - FT(ASEAN) to discuss the Strategy for boosting India's exports to ASEAN.

CHEMEXCIL'S COMPLETED EVENTS DURING THE YEAR 2018-19 UNDER MAI

Brief About Each Event

18TH CHINA INTERDYE 2018 HELD IN SHANGHAI, CHINA FROM 11TH -13TH APRIL, 2018

The 18th China Interdye Exhibition 2018 was a premier show for Dyes and Dye Intermediates, Pigments and Textile Chemical industry which was held at Shanghai World Expo Exhibition & Convention Centre (SWEECC), Shanghai, CHINA from 11th -13th April 2018.

It is an annual exhibition organized jointly by the China Dyestuff Industry Association, China Dyeing and Printing Association and China Council for the Promotion of International Trade, Shanghai Sub-Council. The co-organiser of this exhibition was Shanghai International Exhibition Service Co., Ltd. It was held concurrently with 2018 China International Digital Textile Printing and Dyeing Automatics Exhibition to create a one-step sourcing platform for textile printing and dyeing Industry.

The profile of exhibits included Dyestuffs, Whitening agents, Intermediates, Auxiliaries, Pigments, Textile Chemicals and Instruments & equipments. The exhibition occupied an area of 40,000-square meter and was held in two Halls namely Hall 1 & 2 of SWEECC.

CHEMEXCIL along with SHEFEXIL had organised an India Pavilion which was spread over an area of 1744 sq m in the Hall 1 with 92 member-companies of CHEMEXCIL and 11 member-companies of SHEFEXIL participated in it. The India pavilion was inaugurated by Shri Anil Kumar Rai, Hon'ble Consul General of India to Shanghai along with Mr. Shi Xianping President of China Dyestuff Industry Association, Mr. Fu Xiangsheng Vice President of China Petroleum and Chemical Industry Federation and Industry, Mr. Yang Jianrong Chairman of Council for the Promotion of International Trade Shanghai, Shri Shankerbhai Patel, President, The Green Environment Services Society Ltd, Shri Satish Wagh - Chairman & Shri Ajay Kadakia - Vice Chairman of CHEMEXCIL & Chairman - SHEFEXIL After the inauguration, all the dignitaries visited the India Pavilion and interacted with the exhibitors.

The show was attended by more than 630 domestic and overseas exhibitors from 17 countries and visited by 16681 visitors from 40 different Countries and regions. India Pavilion was the largest at this show. The exhibitors profile can be categorised as Dyestuffs, Auxiliaries, Intermediates, textile chemicals, dyestuff pigments and organic pigments. Along with the exhibition, 14 high-quality seminars and professional events were also organised. The exhibition provided an excellent opportunity to the Indian manufacturers/ exporters to showcase their products and interact with the prospective buyers of the dyes and dyestuff industry on a common platform for expansion of their business in the International marketplace.

BEAUTY WORLD MIDDLE EAST HELD IN DUBAI, UAE FROM 8TH -10TH MAY, 2018

The 23rd Beauty World Middle East Exhibition was a three day event held from 8th to 10th May 2018 at Dubai International Convention Centre (Formerly Dubai World Trade Centre), Dubai.

The 2018 edition of the show featured 1736 exhibitors from 62 countries spread over a sprawling area of 61,000 sqm which is a growth of 11% over the previous year.

The show also had excellent international presence of 25 country pavilions including India, China, Thailand, Morocco, Turkey, USA, Pakistan, Korea, France, Singapore, Russia etc.

In order to promote exports of Cosmetics and Toiletries from India and also to assist our members to explore the market potential in GCC countries, CHEMEXCIL along-with Indian Trade Promotion Organisation (ITPO) and Shefexcil had organised an India Pavilion booking space of 90 sqm each in Arena (Hall 2) reserved for International Pavilions. There were total 29 stalls in the Indian Pavilion, out of which 9 exhibitors had showcased their products under the umbrella of CHEMEXCIL.

The Indian Pavilion was also graced by H.E Shri Vipul, Consul General of India, UAE who interacted with the stall holders in the Indian Pavilion to understand about their activities in the MEA region.

Chemexcil stall holders were also pleased to interact with Shri Vipul and briefed him about their products, current exports to MEA etc.

The India pavilion attracted good visitor interest from Local buyers and also global business professionals/ dealers/ buyers etc from countries such as Kuwait, Saudi Arabia, Turkey, Jordan, Egypt, Pakistan, Nigeria, Russia etc. Indian exhibitors networked with them for tapping the future business opportunities.

COLOR VIETNAM 2018 / SPECHEM 2018 HELD IN HO CHI MINH CITY, VIETNAM FROM 13TH-15TH JUNE, 2018

CHEMEXCIL participated in “THE COLOR VIETNAM 2018 SPECHEM VIETNAM 2018” Exhibition which was organized, by China National Chemical Information Centre (CNCIC) and supported by Vietnam Ministry of Trade & Industry and Vietnam Paint & Printing Ink Association at Saigon Exhibition and Convention Center, Ho Chi Minh City, Vietnam from 13th to 15th June, 2018.

The Exhibition inaugurated by Consul General of India, Dr. K.Srikar Reddy.

The total 33 participants from India participated in this exhibition.

This was the unique event specialized for Specialty Chemicals and Coatings Industry to create commercial link for trade promotion and to support enterprises in improving technology, expanding production as well as accessing new business opportunities in Vietnam.

The aim of the “The Color Vietnam 2018 Spe Chem Vietnam “ was to deepen Indian Dye Industry’s engagement in Vietnam and create business synergies for mutual advantage of the two countries through increase in the future trade opportunities. Council’s participation in this event was to showcase the excellence of Indian Industry in the Pigments / Colorants / Dye stuff sector, Specialty Chemicals and to strengthen the cooperation in the existing and new areas of mutual business interest between the Indian exporters and foreign buyers to promote our exports.

Consulate General of India in Hoi Chi Minh City had also organized B2B Meet on CHEMICAL INDUSTRY India+Vietnam at Rex Hotel, Ho Chi Minh City (Sunflower Hall, 1st floor), No.141 Nguyen Hue Street, District 1, Hoc Chi Minh City, Vietnam, on 13th June 2018.

Mr. S.G. Bharadi, Executive Director & Mr. M R Sawant, Asst. Director, CHEMEXCIL were deputed by Council to participate in the above event to lead the Indian participants.

CHEMSPEC EUROPE 2018 HELD IN COLOGNE, GERMANY ON 20TH & 21ST JUNE, 2018

CHEMEXCIL is participated in Chemspec Europe-2018 exhibition being organized by MACK BROOKS EXHIBITIONS LIMITED UK, from 20th to 21st June, 2018 at Hall 8, Koln Messe, Cologne, Germany.

This project is sanctioned under MAI scheme. Altogether 41 CHEMEXCIL member-exporters participated in this exhibition. CHEMEXCIL Booked 836 sq. mt. space in Hall No.8. 300 Sq.mt. Space is converted in India Pavilion, Branding INDIA. 5000+ visitors from various countries and regions visited this exhibition.

Visitors from Agrochemical intermediates, biotechnology, Catalysts, Colours & Pigments, Flavours & Fragrances, Organic Intermediates, Photographic Chemicals and Water treatment chemicals. International Trade Missions are the target visitors.

DYE CHEM BRAZIL EXPO (32ND DYE+CHEM BRAZIL 2018 INTERNATIONAL EXPO) HELD IN BRAZIL FROM 28TH -30TH AUGUST, 2018

CHEMEXCIL is participated in Dye Chem Brazil-2018 exhibition being organized by Conference and Exhibition Management Services Ltd (CEMS), from 28th to 30th August, 2018 at Centro De Eventos PRO MAGNO, São Paulo – Brazil. This project is sanctioned under MAI scheme. Altogether **25** chemexcil member-exporters participated participation in this exhibition.

CHEMEXCIL Booked 225 sq. mt. space in Space is converted in India Pavilion. 200+ visitors from various countries and regions visited this exhibition.

Target visitors consisting of Operation / Production / Industrial Managers, Senior Production Representatives, Purchase Departments of Processing Industry, Decision makers and Professionals from all related Industries, Consultants, Agencies, Manufacturers, Exporters, Government Officials, Associations, Importers & Traders from all manufacturing sectors of the Industry of Brazil, Trading Companies, Export Houses.

DELEGATION AT BOGOTA, COLOMBIA ON 3RD SEPTEMBER, 2018

CHEMEXCIL is organized Buyer Seller Meet at Colombia Bogota with Embassy of India, Bogota, Colombia along with Colombia Chamber of Commerce and Embassy of India, Bogota, Colombia at Camara de Comercio de Bogota, Calle 67 #8- 32, Bogota on 3rd September, 2018

This project was sanctioned under MAI scheme. Altogether 24 Chemexcil member-exporters participated in this BSM

150+ visitors from Colombian region visited this BSM.

This BSM focused on strengthening of old ties between member exporter and Colombian counterpart and new normal, new areas, and new opportunities. It closely tracked the pulse of the industry and gathered the essence of industry elite thinking. It is strategic in a global perspective.

Target visitors :- Dyes and Dye Intermediates buyers, Agrochemical intermediates, Catalysts, Colours & Pigments, Flavours & Fragrances, Organic Intermediates, Photographic Chemicals and Water treatment chemicals., International Trade Missions were the target visitors.

CHEMEXCIL deputed Mr. Prafulla Walhe, Dy. Director, to look after the entire arrangements of the event.

INDIAN CHEMICALS & COSMETICS EXHIBITION HELD AT JOHANNESBURG, SOUTH AFRICA ON 12TH & 13TH FEBRUARY, 2019

Council had organized Indian Chemicals and Cosmetics Exhibition at Gallagher Convention Center in Midrand, Johannesburg, South Africa on 12th and 13th February 2019.

The exhibition focused on of Dyes & Intermediates, Basic Chemicals, Agro Chemicals, and Cosmetics, and Essential Oil as there has been continuous increase in Indian Export to South Africa particularly in the sectors.

The exhibition was inaugurated by Dr. K J Srinivasa, Consul General of India in Johannesburg on 12th February 2019. Mr. Anuj Kumar Gupta, Consul (Commercial) was also present during inauguration of Exhibition.

25 CHEMEXCIL member exporters participated in this Exhibition. 104+ Visitors from Johannesburg and surrounding cities visited this exhibition in two days.

BUYER SELLER MEET HELD AT KENYA ON 15TH FEBRUARY, 2019

Council had organized Buyer Seller Meet at in Kenya on 15th February 2019 at Hotel Intercontinental, Nairobi, Kenya. Shri VVS Krishnaiah Setty, Second Secretary inaugurated this Buyer Seller Meet. The event was also graced by Shri Bharat Bhushan Suri, the Attache (Commerce).

Total 18 Chemexcil member Companies participated in the BSM. There were good number of response with around 70 visitors from different end-user industries who are potential buyers of India delegates and were interested in co-operating with Indian Companies.

20TH CHINA INTERNATIONAL AGROCHEMICAL & CROP PROTECTION EXHIBITION (CAC 2019) HELD AT SHANGHAI, CHINA FROM 5TH-7TH MARCH, 2019

Mr. Prafulla Walhe Dy. Director Chemexcil along with Ms. Mandy Chen and Mr. Bruce Chen from Chinese Crop Protection Association (CCPA)

The 20th China International Agrochemical & Crop Protection (CAC 2019) *exhibition* was a 3 days event held from 5th – 7th March 2019 at the *Shanghai* New International Expo Centre (SNIEC) in *Shanghai*, China. This event was held concurrently with the 20th China International Agrochemical and Crop Protection Equipment Exhibition (CAC 2019) and the 10th China International Fertilizer Show (FSHOW 2019).

In order to promote exports of Agro Chemicals from India and also to assist our members to explore the market potential in China, the Council had participated in the 20th China International Agrochemical & Crop Protection (CAC2019) held from 5th-7th March 2019.

As the largest Agrochemicals exhibition in China, CAC offers an international trade, communication and exchange platform involving pesticides, fertilizers, seeds, beyond-agriculture, production & packaging equipment, crop protection equipment, logistics, consultancy, laboratories and supportive services.

The three shows which were spread over 65,000 square meters, 1,100 exhibitors; more than 125 countries and regions 30,000 domestic and foreign professional buyers; more than 10 sessions over the same period of meetings and activities in five exhibition Halls namely- N1 to N8 in Shanghai New International Expo Centre.

CHEMEXCIL had organised an India Pavilion in CAC 2018 by booking 468 sq.mt. of space in Hall N3 at SNIEC. Total 20 exhibitors from India had showcased their products under the umbrella of CHEMEXCIL.

Chemexcil's India pavilion attracted good visitor interest from Local buyers and global business professionals/ dealers/ buyers etc from countries such as Argentina, Bangladesh, Brazil, Egypt, Iraq, Jordan, Korea, Mexico, Pakistan, Turkey, Yemen, Vietnam etc. Indian exhibitors were happy to interact and network with them.

INDIA CHEM 2018 (10TH BIENNIAL INTERNATIONAL EXHIBITION & CONFERENCE) HELD AT MUMBAI, INDIA FROM 4TH -6TH OCTOBER, 2018

Shri Nitin Gadkari, Hon. Minister of Road Transport & Highway of India was the Chief Guest for India Chem-2018 exhibition along with Shri Satsih Wagh Chairman Chemexcil during the inaugural function on 4th October-2018 at Hall 2 Bombay Exhibition Centre, Goregaon Mumbai

As an export promotion measure, CHEMEXCIL has participated in India Chem 2018 organized by FICCI from 4th October to 6th October, 2018 at Hall 1, Bombay Exhibition Centre, Mumbai. This show was inaugurated by Shri Nitin Gadkari, Hon. Minister of Road Transport & Highway of India.

India Chem 2018 exhibition is a gateway to the Dyes and Fine & Specialty Chemicals sector of India and a perfect platform for overseas manufacturers of Dyes & Dyes Intermediate, Basic Chemicals to showcase their products under one roof.

The Council booked 90 sq mt space which was converted in to 9-sq.mt. stalls wherein 10 exporters had showcased their products.

The India Chem 2018 exhibition evinced good response with more than 200 visitors on Chemexcil stall.

REVERSE BUYER SELLER MEET HELD IN MUMBAI, INDIA ON 5TH OCTOBER, 2018

Considering the overwhelming response received from member-exporters as well as foreign participants in the last REVERSE BUYER-SELLER MEETS, coinciding with INDIACHEM 2016 Exhibition, CHEMEXCIL had organized 19th REVERSE BUYER-SELLER MEET on 5th October, 2018 at The Hyatt Regency, Mumbai under Market Access Scheme of the Government of India. The main objectives of the RBSM was:

- ❖ To showcase Indian capabilities in the field of Dyes and Dye Intermediates, Basic Inorganic & Organic Chemicals including Agrochemicals, Specialty Chemicals, Castor Oil, Leather Chemicals and Oil Field Chemicals,

- ❖ To highlight India's capability to offer a steady and sustainable supply of low cost, international quality products to partner countries,
- ❖ To provide a unique opportunity to major buyers from Focus Africa, Focus ASEAN, Focus CIS, Focus WANA and SAARC Region to interact with Indian manufacturers for sourcing their products requirements from India,
- ❖ Explore joint Ventures,
- ❖ Assess the investment potential of partner countries in the above sectors,
- ❖ To facilitate commercial and technical cooperation in above sector.

Total 50 foreign delegates and 83 (approx.) Indian participants attended this RBSM.

19th Reverse Buyer-Seller Meet was inaugurated by Shri Samir Kumar Biswas, IAS, Joint Secretary (Chemicals) Department of Chemicals & Petrochemicals, Ministry of Chemicals Fertilizers, Govt. of India at Ball Room of Hotel Hyatt Regency, Mumbai on 5th October, 2018 at 9.30 am. Along with him, Shri Satish W Wagh, Chairman, CHEMEXCIL, Shri Ajay Kadakia, Vice Chairman, Mr. Bhupendra Patel, Regional Chairman and Mr.S.G. Bharadi, Executive Director were present on dais.

4TH EDITION CAPINDIA 2019, HELD IN MUMBAI FROM 26TH - 28TH MARCH, 2019

The 4th edition of CAP India was co-organized by the four Export Promotion Councils, named as Basic Chemicals, Cosmetics and Dyes Export Promotion Council (CHEMEXCIL) as lead Council, Plastic Export Promotion Council (Plexconcil), Chemicals & Allied Products Export Promotion Council (Capexil) and Shellac and Forest Products Export Promotion Council (Shefexil) under the aegis of Department of Commerce supported by the Department of Chemicals & Petrochemicals, Government of India.

The three day mega event was spread over 7000 sqm at Goregaon exhibition centre- Mumbai, India from 26th-28th March, 2019 and hosted more than 500 Indian manufacturers/exporters who had showcased India as a reliable and competitive sourcing hub for Chemical, Dyes, Dye Intermediates, Cosmetics & Toiletries, Castor Oil, Essential Oils, Plastics, Construction, Publications, Stationary Products, Mining and Allied products to the International Buyers. CAPINDIA was visited by more than 7000 business visitors, merchant exporters, agents and distributors.

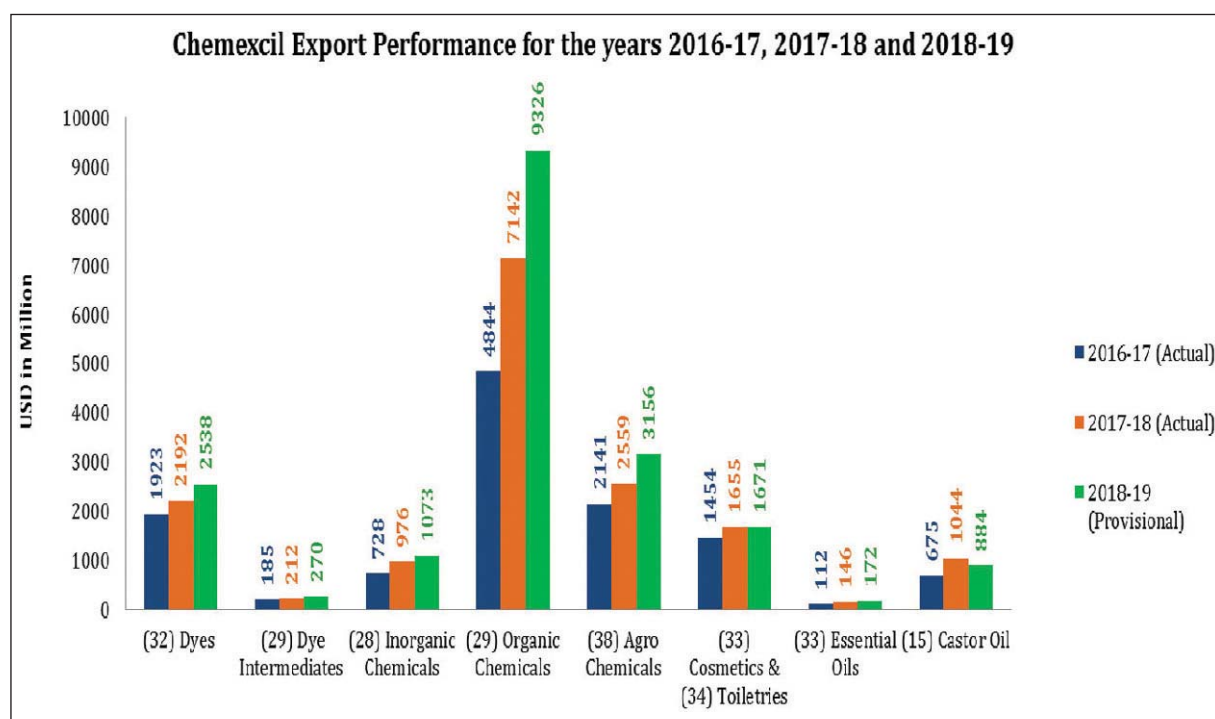
After the huge success of previous editions, yet again CAPINDIA 2019 had received an awe-inspiring response from the global audience and humongous amount of business to be closed in next few years is anticipated. A mega expo of this magnitude is perhaps the best manifestations of India's liberal, democratic, multilingual, multicultural and secular society.

CHEMEXCIL's EXPORT PERFORMANCE FOR THE YEARS 2016-17, 2017-18 & 2018-19

USD In million

CHAPTER NO. /PANEL	2016-17 (Actual)	2017-18 (Actual)	2018-19 (Provisional)	% over 2017-18
(32) Dyes	1923	2192	2538	16
(29) Dye Intermediates	185	212	270	28
(28) Inorganic Chemicals	728	976	1073	10
(29) Organic Chemicals	4844	7142	9326	31
(38) Agro Chemicals	2141	2559	3156	23
(33) Cosmetics & (34) Toiletries	1454	1655	1671	1
(33) Essential Oils	112	146	172	18
(15) Castor Oil	675	1044	884	-15
Total	12062	15927	19091	20

Source: DGCI&S



TOP 25 COUNTRIES OF EXPORTS OF CHEMEXCIL ITEMS FOR THE YEARS 2016-17, 2017-18 & 2018-19

USD in Million

Country	2016-17 (Actual)	2017-18 (Actual)	%Increase/ Decrease over previous year	2018-19 (Provisional)	%Increase/ Decrease over previous year
CHINA P RP	978	2333	138	3370	44
U S A	1372	1724	26	2103	22
BRAZIL	581	708	22	935	32
INDONESIA	472	542	15	769	42
NETHERLAND	400	599	50	632	6
MALAYSIA	321	389	21	594	53
SAUDI ARAB	507	695	37	579	-17
U ARAB EMTS	393	494	26	538	9
PAKISTAN IR	341	366	7	518	41
THAILAND	247	315	28	503	59
GERMANY	342	402	17	458	14
JAPAN	384	444	16	446	0
BELGIUM	301	378	26	430	14
BANGLADESH PR	342	384	12	428	11
KOREA RP	326	357	10	421	18
SPAIN	249	336	35	395	18
TURKEY	303	361	19	377	4
SINGAPORE	274	389	42	341	-12
FRANCE	244	311	27	303	-3
MEXICO	173	211	22	293	39
ITALY	226	256	13	286	12
TAIWAN	198	231	17	261	13
U K	184	210	14	254	21
VIETNAM SOC REP	142	191	34	229	20
SWITZERLAND	142	183	29	208	14
TOP 25 COUNTRIES TOTAL	9440	12808	36	15669	22
GRAND TOTAL	12062	15927	32	19091	20
SHARE % TOTAL CHEMEXCIL'S EXPORTS	1	1		1	

Source: DGCI&S

CHAPTERWISE-REGIONWISEEXPORTSFORTHEYEAR2016-17,2017-18&2018-19

USD in Million

CHAPTER/ REGION	AFRICA&WANA COUNTRIES			ASEAN COUNTRIES			CIS COUNTRIES			LATIN AMERICAN COUNTRIES (LAC)			EUROPEAN UNION			NORTH AMERICA			GENERAL AREA			CHAPTER WISE TOTAL			
	2016- 2017	2017- 2018	2018- 2019	2016- 2017	2017- 2018	2018- 2019	2016- 2017	2017- 2018	2018- 2019	2016- 2017	2017- 2018	2018- 2019	2016- 2017	2017- 2018	2018- 2019	2016- 2017	2017- 2018	2018- 2019	2016- 2017	2017- 2018	2018- 2019	2016- 2017	2017- 2018	2018- 2019	2016- 2017
DYES (32)	123	143	158	278	306	357	19	22	27	191	205	233	441	522	539	217	245	290	610	698	879	1880	2141	2483	
DYE INTER- MEDIATES (29)	3	3	4	11	12	13	1	1	1	3	5	4	16	24	36	23	23	26	127	143	186	184	211	270	
INORGANIC CHEMICALS (28)	101	142	143	112	166	204	13	19	28	22	37	47	111	141	148	61	98	109	240	295	309	659	899	988	
ORGANIC CHEMICALS (29)	264	309	340	754	947	1468	46	53	46	148	249	241	973	1223	1492	652	759	1065	1349	2611	3782	4186	6150	8434	
AGRO CHEMICALS (38)	224	274	342	279	333	372	19	25	43	490	539	817	306	379	438	407	531	655	395	447	448	2119	2528	3115	
COSMETICS (33) & SOAPS, TOILETRIES (34)	207	218	236	180	208	199	18	19	21	49	61	62	114	150	148	145	195	184	448	467	478	1159	1318	1327	
ESSENTIAL OILS (33)	9	13	23	22	24	30	0	0	0	1	3	2	30	37	41	24	35	37	12	18	24	99	130	157	
CASTOR OIL (15)	12	12	13	27	58	47	6	9	8	8	17	8	221	323	251	77	115	100	315	499	443	666	1033	871	
TOTAL	943	1113	1260	1663	2054	2691	121	148	175	912	1116	1413	2212	2799	3091	1606	2002	2465	3494	5178	6550				

Source: DGCI&S

OVERVIEW OF INDIAN DYESTUFF INDUSTRY

The Indian dyestuff industry plays a vital role in the economic development of the country. It is one of the core chemical industries in India. It is also the second highest export segment in the chemical industry. Maharashtra and Gujarat account for 90% of dyestuff production in India due to the availability of raw materials and dominance of textile industry in these regions. The major users of dyes in India are textiles, paper, plastics, printing ink and foodstuff industries. The textiles sector consumes around 80% of the total production due to high demand for polyester and cotton, globally.

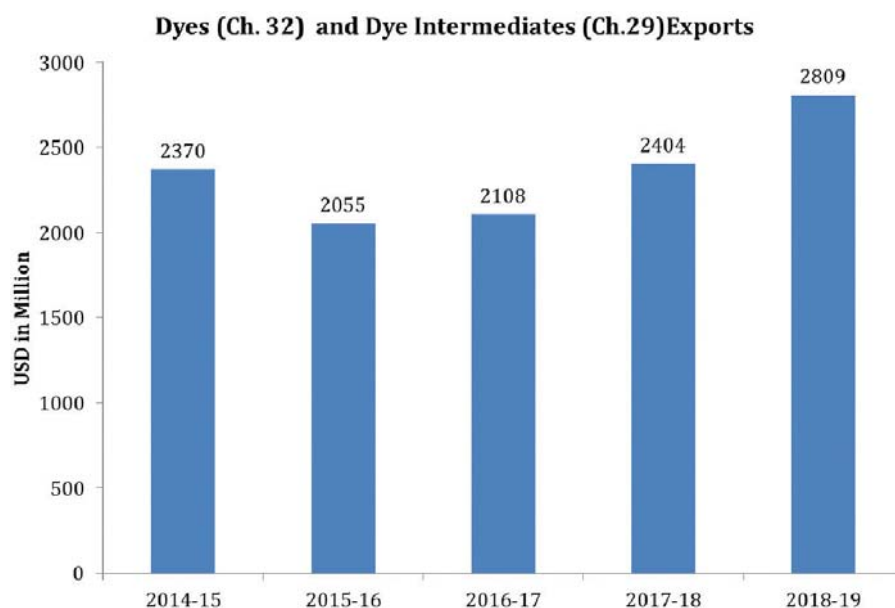
At present, India contributes about 16% of the share in the global market with a CAGR of more than 15% in the last decade. The dye markets are mostly dominated by reactive and disperse dyes. The demand for reactive and disperse dyes is expected to grow in future as these two dyes are dominant in all the regions. The demand for reactive and disperse dyes are common in all the regions whereas disperse VAT and other dyes are stagnant. In the Asian region, China, Korea and Taiwan are strong players in disperse dyes, while India leads in the production of reactive dyes due to an availability of intermediate vinyl sulphone in the country.

The growth of dye sector in the future continues to depend on the performance of end user industries like paints, textiles, printing inks, paper, plastics and foodstuffs. The changing customer preferences, boom and expansion of infrastructure in certain parts of the world creates new market opportunities for the dye industry. The industry is likely to see many new dyeing technologies coming into the market with the help of good technical expertise and R&D achievements.

It is a known fact that normally China was the main Intermediates supplier of Global markets and many of the Dyes & Dye Intermediates Industries in China are facing Environmental Problems as a result maximum companies have closed down their production. Since they are not able to fulfil global demand of the said products, global players are now procuring such materials from India and therefore, exports of Dyestuffs from India are showing increasing trend.

The total export performance of Dyes and Dye Intermediates during the period April 2018 to March, 2019 is US \$ 2808.67 million as compared to US \$ 2403.85 million of the corresponding period of previous year, registering a growth of 16.84%.

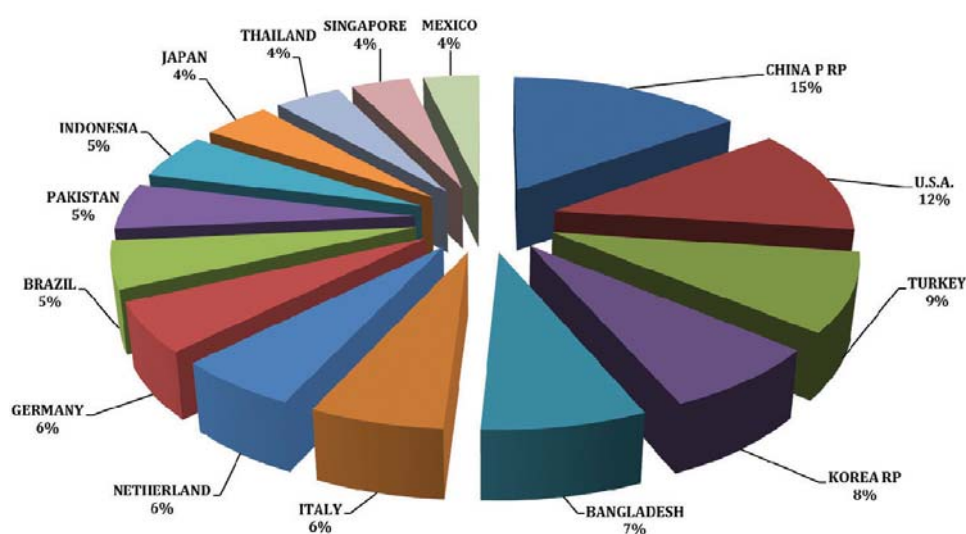
PANEL -1: DYES (CHAPTER 32) & DYE INTERMEDIATES (CHAPTER 29)



USD in Million

Year	2014-15	2015-16	2016-17	2017-18	2018-19
Export	2370	2055	2108	2404	2809

Dyes and Dye Intermediates Exports to Top 15 Countries 2018-19



USD in Million

Year	China P RP	U.S.A.	Turkey	Korea RP	Bangladesh	Italy	Netherland	Germany	Brazil	Pakistan	Indonesia	Japan	Thailand	Singapore	Mexico
2018-19	296.80	236.51	174.41	146.70	145.30	118.32	110.45	110.22	105.52	103.68	101.46	85.65	84.00	73.67	70.79
2017-18	189.82	205.62	175.11	112.09	120.70	101.13	102.66	109.06	95.41	79.19	86.46	67.45	70.90	77.68	53.88
2016-17	134.41	188.20	146.44	101.91	116.78	90.43	71.91	95.69	90.96	78.37	81.03	62.86	84.51	54.15	44.07

EXPORTS OF DYES (CHAPTER 32) TO TOP 15 COUNTRIES FOR THE YEARS 2016-17,2017-18 & 2018-19

USD in Million

Country	2016-17 (Actual)	2017-18 (Actual)	%Increase/ Decrease over previous year	2018-19 (Provisional)	%Increase/ Decrease over previous year
U S A	168	185	10	213	15
CHINA P RP	87	127	46	201	58
TURKEY	143	170	19	168	-1
BANGLADESH PR	115	120	4	145	21
ITALY	90	101	12	117	16
BRAZIL	89	93	4	103	11
GERMANY	92	103	12	102	-1
PAKISTAN IR	76	77	1	101	31
NETHERLAND	68	97	43	99	2
KOREA RP	61	69	13	96	39
INDONESIA	76	81	7	96	19
THAILAND	78	65	-17	77	18
JAPAN	56	63	13	77	22
SINGAPORE	54	77	43	74	-4
MEXICO	42	52	24	69	33
TOTAL EXPORTS OF DYES TO TOP 15 COUNTRIES	1295	1480	14	1738	17
CHEMEXCIL'S TOTAL EXPORT OF DYES	1923	2192	14	2538	16
% OF TOP EXPORTING COUNTRIES	67	68		68	

SOURCE: DGCIS

EXPORTS OF DYES (CHAPTER 32) THROUGH MAJOR PORTS FOR THE YEARS 2016-17, 2017-18 & 2018-19

USD in Million

Country	2016-17 (Actual)	2017-18 (Actual)	%Increase/ Decrease over previous year	2018-19 (Provisional)	%Increase/ Decrease over previous year
NHAVA SHEVA SEA	785	880	12	968	10
ICD SABARMATI	650	718	10	716	0
HAZIRA PORT, SURAT	0	162	0	239	0
MUNDRA	0	48	0	106	0
SEZ Dahej	0	76	0	96	0
ICD THAR DRY PORT	0	36	0	90	0
AMRITSAR RLY.STN.	43	41	-3	58	41
ICD ANKLESHWAR	0	55	0	55	0
MUMBAI AIR	33	35	8	49	39
PETRAPOLE LAND	29	24	-17	25	6
ICD TUMB	0	2	0	22	0
AHMEDABAD AIR CARGO COMPLEX	0	13	0	17	0
PIPAVAB (VICYOR)	0	9	0	14	54
CHENNAI SEA	14	13	0	13	0
ICD GARHIHARSARU	0	19	0	13	0
ICD VADODARA/BARODA	0	10	0	13	0
SEZ Kandla	0	11	0	8	0
KATTUPALLI PORT/ TIRUVALLUR	0	6	0	6	-7
DELHI (ICD)	3	3	13	5	65
CFS MULUND	0	3	0	5	59
ICD BANGALORE	4	4	0	4	0
STERLING INFRA LTD KANDLA	0	0	0	2	0
RAXAUL LAND	2	2	14	2	15
JOGBANI	2	2	-8	2	36
DELHI AIR	2	2	0	2	0
NAUTANWA (SONAULI)	0	2	0	2	10
CHENNAI AIR	2	4	45	2	-54
ARSHIYA INTL. FTWZ-SEZ, RAIGAD	0	1	0	2	0
ICD KANAKPURA	0	1	0	1	0

SOURCE : DGCI&S

EXPORTS OF DYES (CHAPTER 32) TO AFRICA & WANA COUNTRIES FOR THE YEARS 2016-17, 2017-18 & 2018-19

USD in Million

Country	2016-17 (Actual)	2017-18 (Actual)	%Increase/ Decrease over previous year	2018-19 (Provisional)	%Increase/ Decrease over previous year
EGYPT A RP	28	24	-14	35	46
SOUTH AFRICA	20	29	45	29	0
IRAN	21	27	29	23	-15
NIGERIA	11	13	18	15	15
KENYA	9	10	11	11	10
TANZANIA REP	5	6	20	7	17
MOROCCO	5	6	20	6	0
ISRAEL	4	4	0	4	0
ETHIOPIA	3	4	33	4	0
ALGERIA	3	2	-33	4	100
GHANA	2	2	0	3	50
COTE D'IVOIRE	2	2	0	3	50
UGANDA	1	1	0	2	100
LEBANON	1	2	100	2	0
YEMEN REPUBLIC	1	2	100	2	0
EXPORTS OF TOP COUNTIRES	116	134	16	150	12
CHAPTER WISE TOTAL EXPORT TO FOCUS REGION	123	143	16	158	10
% OF TOP EXPORTING COUNTRIES	94	94		95	

Source: DGCI&S

EXPORTS OF DYES (CHAPTER 32) TO ASEAN COUNTRIES FOR THE YEARS 2016-17, 2017-18 & 2018-19

USD in Million

Country	2016-17 (Actual)	2017-18 (Actual)	%Increase/ Decrease over previous year	2018-19 (Provisional)	%Increase/ Decrease over previous year
INDONESIA	76	81	7	96	19
THAILAND	78	65	-17	77	18
SINGAPORE	54	77	43	74	-4
VIETNAM SOC REP	27	32	19	47	47
MALAYSIA	14	17	21	23	35
PHILIPPINES	14	18	29	22	22
AUSTRALIA	11	12	9	14	17
MYANMAR	2	3	50	3	0
NEW ZEALAND	1	1	0	1	0
EXPORTS OF TOP COUNTIRES	277	306	10	357	17
CHAPTER WISE TOTAL EXPORT TO FOCUS REGION	278	306	10	357	17
% OF TOP EXPORTING COUNTRIES	100	100		100	

Source: DGCI&S

EXPORTS OF DYES (CHAPTER 32) TO CIS COUNTRIES FOR THE YEARS 2016-17, 2017-18 & 2018-19

USD in Million

Country	2016-17 (Actual)	2017-18 (Actual)	%Increase/ Decrease over previous year	2018-19 (Provisional)	%Increase/ Decrease over previous year
RUSSIA	15	16	7	17	6
UZBEKISTAN	2	3	50	6	100
UKRAINE	2	2	0	2	0
TURKMENISTAN	0	0	0	1	0
EXPORTS OF TOP COUNTIRES	19	21	11	26	24
CHAPTER WISE TOTAL EXPORT TO FOCUS REGION	19	22	16	26	18
% OF TOP EXPORTING COUNTRIES	100	95		100	

Source: DGCI&S

EXPORTS OF DYES (CHAPTER 32) TO TOP LAC COUNTRIES FOR THE YEARS 2016-17, 2017-18 & 2018-19

USD in Million

Country	2016-17 (Actual)	2017-18 (Actual)	%Increase/ Decrease over previous year	2018-19 (Provisional)	%Increase/ Decrease over previous year
Brazil	89	93	4	103	11
Honduras	43	49	14	62	27
Argentina	17	21	24	19	-10
Colombia	11	12	9	16	33
Peru	12	14	17	15	7
Chile	5	4	-20	4	0
Guatemala	3	3	0	4	33
Ecuador	2	2	0	3	50
Uruguay	3	2	-33	3	50
El Salvador	4	2	-50	2	0
Paraguay	1	1	0	1	0
Costa Rica	0	1	0	1	0
Venezuela	1	1	0	0	-100
EXPORTS OF TOP COUNTIRES	191	205	7	233	14
CHAPTER WISE TOTAL EXPORT TO FOCUS REGION	191	205	7	233	14
% OF TOP EXPORTING COUNTRIES	100	100		100	

SOURCE: DGCIS&S

EXPORTS OF DYES (CHAPTER 32) TO TOP EUROPEAN UNION COUNTRIES FOR THE YEARS 2016-17, 2017-18 & 2018-19

USD in Million

Country	2016-17 (Actual)	2017-18 (Actual)	%Increase/ Decrease over previous year	2018-19 (Provisional)	%Increase/ Decrease over previous year
ITALY	90	101	12	117	16
GERMANY	92	103	12	102	-1
NETHERLAND	68	97	43	99	2
U K	52	58	12	61	5
SPAIN	40	50	25	50	0
BELGIUM	40	44	10	41	-7
FRANCE	15	13	-13	13	0
DENMARK	11	12	9	13	8
POLAND	6	12	100	12	0
PORTUGAL	11	11	0	10	-9
GREECE	5	6	20	5	-17
SWEDEN	2	3	50	3	0
FINLAND	3	2	-33	3	50
CZECH REPUBLIC	1	2	100	3	50
BULGARIA	1	1	0	1	0
AUSTRIA	2	2	0	1	-50
MALTA	0	0	0	1	0
IRELAND	0	1	0	1	0
EXPORTS OF TOP COUNTRIES	439	518	18	536	3
CHAPTER WISE TOTAL EXPORT TO FOCUS REGION	441	522	18	539	3
% OF TOP EXPORTING COUNTRIES	100	99		99	

SOURCE : DGCI&S

EXPORTS OF DYES (CHAPTER 32) TO NORTH AMERICA COUNTRIES FOR THE YEARS 2016-17, 2017-18 & 2018-19

USD in Million

Country	2016-17 (Actual)	2017-18 (Actual)	%Increase/ Decrease over previous year	2018-19 (Provisional)	%Increase/ Decrease over previous year
U S A	168	185	10	213	15
MEXICO	41	51	24	69	35
CANADA	8	9	13	8	-11
EXPORTS OF TOP COUNTIRES	217	245	13	290	18
CHAPTER WISE TOTAL EXPORT TO FOCUS REGION	217	245	13	290	18
% OF TOP EXPORTING COUNTRIES	100	100		100	

Source: DGCI&S

EXPORTS OF DYES (CHAPTER 32) TO TOP GENERAL AREA FOR THE YEARS 2016-17, 2017-18 & 2018-19

USD in Million

Country	2016-17 (Actual)	2017-18 (Actual)	%Increase/ Decrease over previous year	2018-19 (Provisional)	%Increase/ Decrease over previous year
CHINA P RP	87	127	46	201	59
TURKEY	143	170	19	168	-1
BANGLADESH PR	115	120	4	145	21
PAKISTAN IR	76	77	1	101	32
KOREA RP	61	69	13	96	39
JAPAN	56	63	12	77	23
TAIWAN	28	29	5	46	59
SWITZERLAND	15	21	39	20	-5
SRI LANKA DSR	7	7	-2	8	11
NEPAL	5	5	2	7	24
IRAQ	1	2	25	2	-4
MAURITANIA	2	1	-21	2	21
TUNISIA	1	1	18	1	2
SOMALIA	1	1	17	1	16
GUINEA	1	1	49	1	-30
KOREA DP RP	0	0	-57	1	311
MALAWI	1	1	-38	0	-27
EXPORTS OF TOP COUNTIRES	600	695	16	877	26
CHAPTER WISE TOTAL EXPORT TO FOCUS REGION	610	698	14	879	26
% OF TOP EXPORTING COUNTRIES	98	100		100	

Source: DGCI&S

DYE INTERMEDIATES (CHAPTER 29) EXPORTS TO TOP 15 COUNTRIES FOR THE YEARS 2016-17, 2017-18 & 2018-19

USD in Million

Country	2016-17 (Actual)	2017-18 (Actual)	%Increase/ Decrease over previous year	2018-19 (Provisional)	%Increase/ Decrease over previous year
CHINA P R P	48	63	31	95	51
KOREA RP	41	43	5	50	16
U S A	20	21	5	24	14
TAIWAN	21	21	0	19	-10
NETHERLAND	4	5	25	12	140
JAPAN	7	5	-29	9	80
GERMANY	4	6	50	9	50
HUNGARY	2	5	150	8	60
THAILAND	6	6	0	7	17
TURKEY	4	5	25	6	20
INDONESIA	5	5	0	6	20
BRAZIL	2	2	0	3	50
PAKISTAN IR	3	3	0	3	0
SPAIN	2	3	50	3	0
U K	2	3	50	2	-33
TOTAL EXPORTS OF DYE INTERMEDIATES TO TOP 15 COUNTRIES	171	196	15	256	31
CHAPTER WISE TOTAL EXPORT TO FOCUS REGION	185	212	15	270	27
% OF TOP EXPORTING COUNTRIES	92	92		95	

SOURCE: DGCI&S

EXPORTS OF DYE INTERMEDIATES (CHAPTER 29) THROUGH MAJOR PORTS FOR THE YEAR 2016-17, 2017-18 & 2018-19

USD in Million

Country	2016-17 (Actual)	2017-18 (Actual)	%Increase/ Decrease over previous year	2018-19 (Provisional)	%Increase/ Decrease over previous year
NHAVA SHEVA SEA	98	124	26	131	6
ICD SABARMATI	66	65	-1	103	57
HAZIRA PORT, SURAT	0	3	0	11	238
MUNDRA	0	6	0	10	77
CFS MULUND	0	2	0	3	54
PIPAVAB(VICYOR)	0	2	0	3	21
SEZ KANDLA	0	2	0	2	21
ICD ANKLESHWAR	0	1	0	1	82
ICD LUDHIANA	0	2	0	1	-13
MUMBAI AIR	1	1	0	1	19
HYDERABAD AIRPORT	0	0	185	1	318

SOURCE : DGCI&S

EXPORTS OF DYE INTERMEDIATES (CHAPTER 29) TO AFRICA & WANA COUNTRIES FOR THE YEARS 2016-17, 2017-18 & 2018-19

USD in Million

Country	2016-17 (Actual)	2017-18 (Actual)	%Increase/ Decrease over previous year	2018-19 (Provisional)	%Increase/ Decrease over previous year
ISRAEL	1	1	0	1	0
IRAN	0	1	0	1	0
KENYA	1	1	0	1	0
EXPORTS OF TOP COUNTIRES	2	3	50	3	0
CHAPTER WISE TOTAL EXPORT TO FOCUS REGION	3	3	0	4	33
% OF TOP EXPORTING COUNTRIES	67	100		75	

Source: DGCI&S

EXPORTS OF DYE INTERMEDIATES (CHAPTER 29) TO ASEAN COUNTRIES FOR THE YEARS 2016-17, 2017-18 & 2018-19

USD in Million

Country	2016-17 (Actual)	2017-18 (Actual)	%Increase/ Decrease over previous year	2018-19 (Provisional)	%Increase/ Decrease over previous year
THAILAND	6	6	0	7	17
INDONESIA	5	5	0	6	20
EXPORTS OF TOP COUNTRIES	11	11	0	13	18
CHAPTER WISE TOTAL EXPORT TO FOCUS REGION	11	12	9	13	8
% OF TOP EXPORTING COUNTRIES	100	92		100	

Source: DGCI&S

EXPORTS OF DYE INTERMEDIATES (CHAPTER 29) TO CIS COUNTRIES FOR THE YEARS 2016-17, 2017-18 & 2018-19

USD in Million

Country	2016-17 (Actual)	2017-18 (Actual)	%Increase/ Decrease over previous year	2018-19 (Provisional)	%Increase/ Decrease over previous year
RUSSIA	1	1	0	1	0
EXPORTS OF TOP COUNTRIES	1	1	0	1	0
CHAPTER WISE TOTAL EXPORT TO FOCUS REGION	1	1	0	1	0
% OF TOP EXPORTING COUNTRIES	100	100		100	

Source: DGCI&S

EXPORTS OF DYE INTERMEDIATES (CHAPTER 29) TO LAC COUNTRIES FOR THE YEARS 2016-17, 2017-18 & 2018-19

USD in Million

Country	2016-17 (Actual)	2017-18 (Actual)	%Increase/ Decrease over previous year	2018-19 (Provisional)	%Increase/ Decrease over previous year
BRAZIL	2	2	0	3	50
COLOMBIA	1	2	100	0	0
EXPORTS OF TOP COUNTIRES	3	4	33	3	-25
CHAPTER WISE TOTAL EXPORT TO FOCUS REGION	3	5	67	4	-20
% OF TOP EXPORTING COUNTRIES	100	80		75	

SOURCE:DGCI&S

EXPORTS OF DYE INTERMEDIATES (CHAPTER 29) TO NORTH AMERICA COUNTRIES FOR THE YEARS 2016-17, 2017-18 & 2018-19

USD in Million

Country	2016-17 (Actual)	2017-18 (Actual)	%Increase/ Decrease over previous year	2018-19 (Provisional)	%Increase/ Decrease over previous year
U S A	20	21	5	24	14
MEXICO	3	2	-33	2	0
EXPORTS OF TOP COUNTIRES	23	23	0	26	13
CHAPTER WISE TOTAL EXPORT TO FOCUS REGION	23	23	0	26	13
% OF TOP EXPORTING COUNTRIES	100	100		100	

Source: DGCI&S

**EXPORTS OF DYE INTERMEDIATES (CHAPTER 29) TO
TOP EUROPEAN UNION COUNTRIES
FOR THE YEARS 2016-17, 2017-18 & 2018-19**

USD in Million

Country	2016-17 (Actual)	2017-18 (Actual)	%Increase/ Decrease over previous year	2018-19 (Provisional)	%Increase/ Decrease over previous year
NETHERLAND	4	5	25	12	140
GERMANY	4	6	50	8	33
HUNGARY	2	5	150	8	60
SPAIN	2	3	50	3	0
U K	2	3	50	2	-33
ITALY	1	1	0	1	0
BELGIUM	0	0	0	1	0
CZECH REPUBLIC	1	1	0	1	0
SWEDEN	0	1	0	0	-100
EXPORTS OF TOP COUNTIRES	16	25	56	36	44
CHAPTER WISE TOTAL EXPORT TO FOCUS REGION	16	24	50	36	50
% OF TOP EXPORTING COUNTRIES	100	104		100	

SOURCE : DGCI&S

**EXPORTS OF DYE INTERMEDIATES (CHAPTER 29) TO GENERAL AREA
FOR THE YEARS 2016-17, 2017-18 & 2018-19**

USD in Million

Country	2016-17 (Actual)	2017-18 (Actual)	%Increase/ Decrease over previous year	2018-19 (Provisional)	%Increase/ Decrease over previous year
CHINA P RP	48	63	31	95	51
KOREA RP	41	43	5	50	16
TAIWAN	21	21	0	19	-10
JAPAN	7	5	-29	9	80
TURKEY	4	5	25	6	20
PAKISTAN IR	3	3	0	3	0
SRI LANKA DSR	1	1	0	2	100
NEPAL	1	1	0	1	0
BANGLADESH PR	1	1	0	0	
EXPORTS OF TOP COUNTIRES	127	143	13	185	29
CHAPTER WISE TOTAL EXPORT TO FOCUS REGION	127	143	13	186	30
% OF TOP EXPORTING COUNTRIES	100	100		99	

Source: DGCI&S

OVERVIEW OF INDIAN CHEMICAL INDUSTRY

As per the present scenario, it is expected that the country's chemical industry will grow at around 9 per cent per annum to reach USD 304 billion by FY25, from USD 163 billion in FY18. The growth is likely to be driven by rising demand in end-use segments for specialty chemicals and petrochemicals intermediates. The country's chemical industry is one of the fastest growing in the world, currently ranked the third largest in Asia and sixth globally with respect to output after the US, China, Germany, Japan and Korea.

The domestic chemical sector (other than fertiliser) attracted FDI investment of USD 1.3 billion in FY18, which is about 3 per cent of the total FDI inflow. The domestic chemical industry's growth is largely driven by country's consumption growth story and the per capita consumption of chemicals in the country is 1/10th of world average with India a low consumption country even among developing nations. This makes India a very attractive destination to invest and grow. Further, the Indian chemical companies have started focusing on global markets for investments. The significantly growing domestic market and the upheaval in international markets, particularly with respect to China, augur well with opportunities for the Indian chemical industry to rapidly grow in size and capability.

The growth drivers for the Indian Chemical industry are rising demand in end-use segments, expanding exports fuelled by increasing export competitiveness, a large population and dependence on agriculture, etc. in addition to global shift towards Asia as the World's chemicals manufacturing hub. Moreover, the Chinese chemical industry is stagnating due to tightening pollution control, labour costs etc. This encourages exports from India, being the closest international surrogate for chemical products globally.

Specialty chemicals provides a wide variety of effects or performance which many other industry sectors rely on. Thus, the specialty chemicals are also known as performance chemicals or effect chemicals, as these materials perform some functions or produce some effects. Specialty chemicals market in India is around 20% of chemical industry (which is around \$163 bn). It is estimated that from current market of around \$32 bn, specialty chemicals market is expected to grow at 12% p.a. to reach \$86.5 bn by 2025. India exports specialty chemicals to Asia-Pacific countries where it scores on competitive scale of production and also to developed countries of Europe and USA.

As India gains increased traction from major countries, looking at investment in the Indian chemical sector, both driven entrepreneurs and a positive government need to put their combined vigour to grow the chemical industry multi-fold in the coming decade.

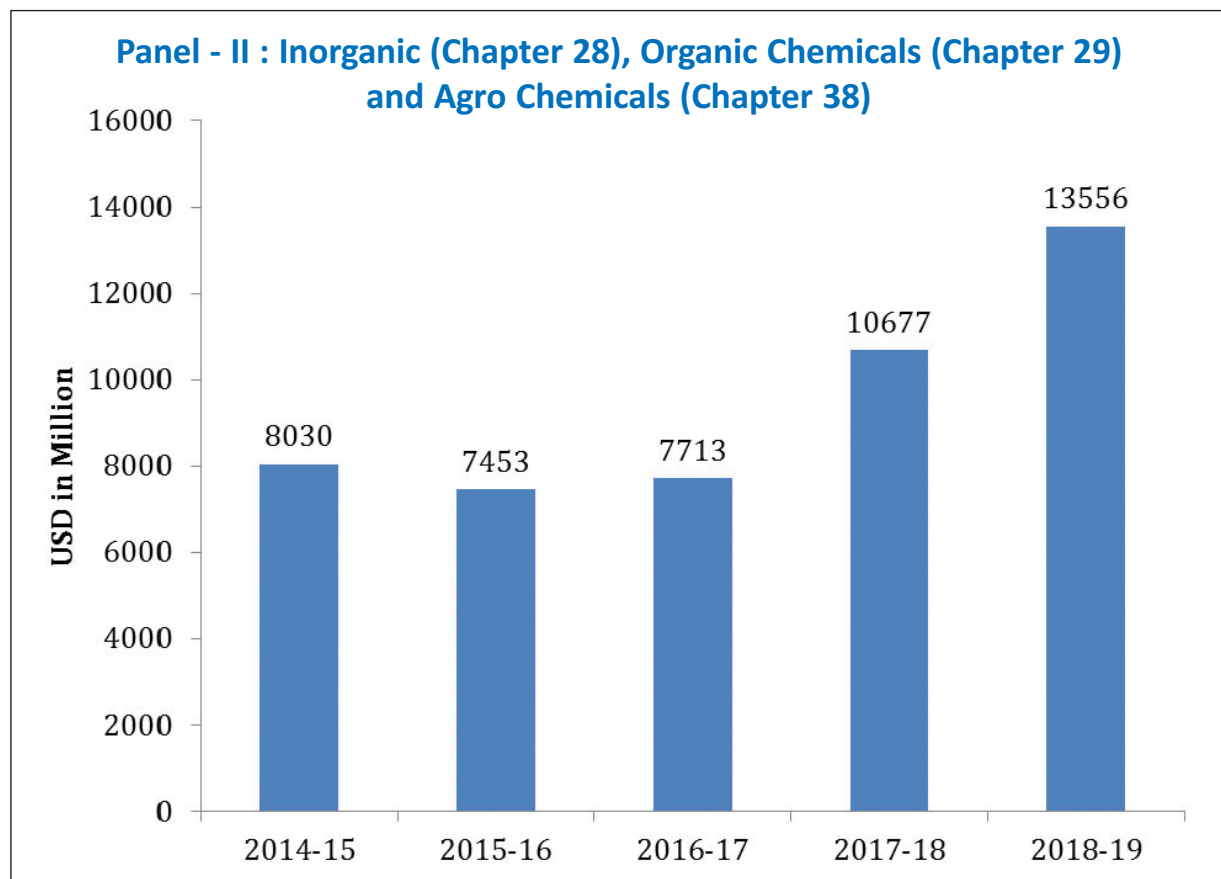
India is currently the 4th largest manufacturer of agrochemicals after the United States, Japan and China. Currently, its agrochemicals market is valued at \$4.1 billion and is expected to grow at a growth rate of 8.3 percent to reach \$8.1 billion by 2025.

Exports are expected to fare even better and are expected to grow at a rate of 8.6 percent to reach \$4.2 billion by 2025. In spite of these achievements the country lags in terms of usage of agrochemicals. In the past couple of years there has been a significant reduction in the exports from China. This is owing to the implementation of stringent environmental norms by the Chinese government, crackdown on the

polluting chemical industry and impending duties from US on Chinese products. There has been a large scale shutdown of plants which are causing pollution, relocation of chemical plants to far off industrial areas as well as compulsory effluent treatment plants for every chemical plant. As a result China's exports have been severely dented. On the other hand Indian Chemical Industry performed extremely well in terms of exports. In the case of manufacturing of agrochemicals, India is being noticed as a manufacturing hub.

The Government of India through its 'Make In India' initiative has been inviting various national and international companies to manufacture and expand operations in India. Many companies are now looking to source chemicals from India in order to de-risk their sourcing from China. India has been traditionally exporting agrochemicals to the US, Europe and some Latin American countries. However there tremendous export potential to markets such as Africa, Middle East and East Asia. In short, the current Indian Agrochemical scenario presents an exciting growth opportunity for chemical manufacturers.

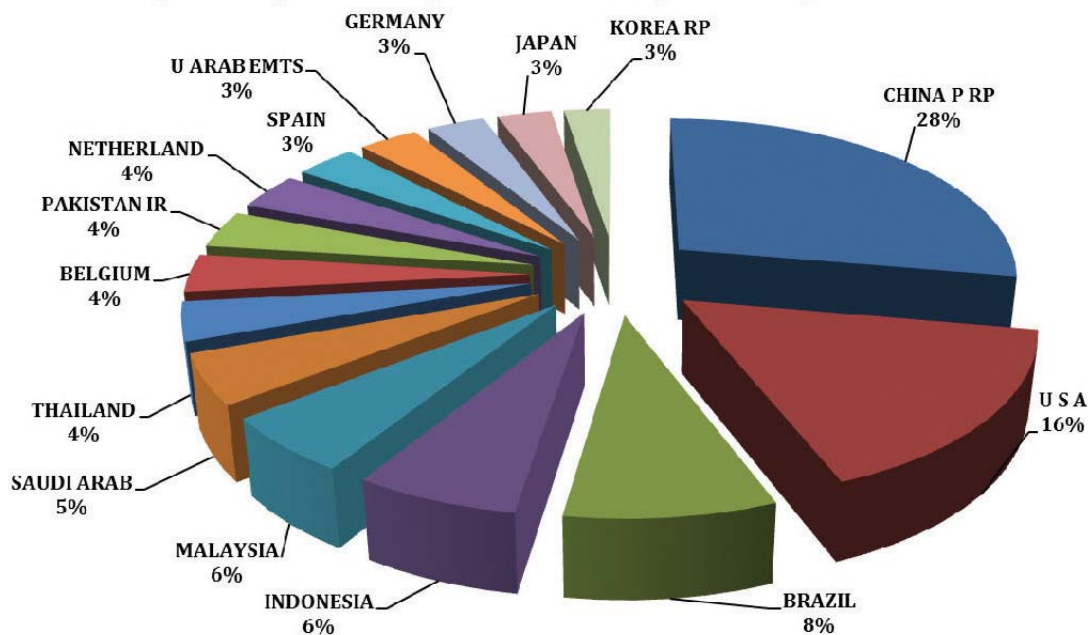
The total export performance of Basic Inorganic, Organic and Agrochemicals during the period April 2018 to March, 2019 is US \$ 13555.57 million as compared to US \$ 10677.34 million of the corresponding period of previous year, registering a growth of 26.96%.



USD in Million

Year	2014-15	2015-16	2016-17	2017-18	2018-19
Export	8030	7453	7713	10677	13556

Inorganic, Organic and Agro Chemicals Exports to Top 15 Countries 2018-19



USD in Million

Country	USA	BRAZIL	INDONESIA	MALAYSIA	SAUDI ARAB	THAILAND	BELGIUM	PAKISTAN IR	NETHERLAND	SPAIN	UAE	GERMANY	JAPAN	KOREA RP	MEXICO
2018-19	1570	795	620	536	475	366	360	358	354	325	318	312	295	243	212
2017-18	1200	567	413	334	593	174	304	224	308	262	281	260	309	213	145
2016-17	954	462	351	273	416	131	230	210	217	190	194	227	273	195	122

INORGANIC CHEMICALS (CHAPTER 28) EXPORTS TO TOP 15 COUNTRIES FOR THE YEARS 2016-17, 2017-18 & 2018-19

USD in Million

Country	2016-17 (Actual)	2017-18 (Actual)	%Increase/ Decrease over previous year	2018-19 (Provisional)	%Increase/ Decrease over previous year
U S A	53	85	60	94	11
CHINA P RP	40	61	53	60	-2
VIETNAM SOC REP	25	39	56	53	36
U ARAB EMTS	33	38	15	47	24
SRI LANKA DSR	27	41	52	46	12
INDONESIA	23	40	74	44	10
BANGLADESH PR	36	40	11	38	-5
THAILAND	24	25	4	36	44
KOREA RP	32	39	22	33	-15
MALAYSIA	14	26	86	29	12
JAPAN	14	25	79	29	16
SOUTH AFRICA	21	24	14	26	8
NEPAL	18	23	28	25	9
TURKEY	39	23	-41	23	0
SPAIN	16	23	44	23	0
TOTAL EXPORTS OF INORGANIC CHEMICALS TO TOP COUNTRIES	415	552	33	606	10
CHEMEXCIL'S TOTAL EXPORTS	728	976	34	1073	10
% OF TOP EXPORTING COUNTRIES	57	57		56	

SOURCE: DGC&S

EXPORTS OF INORGANIC CHEMICALS (CHAPTER 28) THROUGH MAJOR PORTS FOR THE YEAR 2016-17, 2017-18 & 2018-19

USD in Million

Country	2016-17 (Actual)	2017-18 (Actual)	%Increase/ Decrease over previous year	2018-19 (Provisional)	%Increase/ Decrease over previous year
NHAVA SHEVA SEA	210	239	14	245	2
HAZIRA PORT, SURAT	0	164	0	203	24
MUNDRA	0	108	0	153	41
ICD VADODARA/BARODA	0	46	0	41	-10
PIPAVAB (VICYOR)	0	42	0	36	-15
CHENNAI SEA	20	26	28	31	20
ICD SABARMATI	15	19	24	28	50
SEZ Mundra	0	25	0	27	8
ICD DURGAPUR, WB	0	20	0	26	33
APPIIC MULTI PROD SEZ VIZAG DC	0	18	0	22	20
TUTICORIN SEA	19	22	16	21	-7
MUMBAI AIR	18	20	14	19	-9
PETRAPOLE LAND	17	19	12	18	-6
KOLKATA SEA	6	14	141	17	24
KATTUPALLI PORT/ TIRUVALLUR	0	11	0	17	55
ICD ANKLESHWAR	0	17	0	16	-1
VISAKHAPATNAM SEA	4	10	184	12	18
COCHIN SEA	10	10	4	12	19
MARMAGOA SEA	15	35	126	11	-69
SEZ Dahej	0	9	0	11	21
RAXAUL LAND	6	8	26	9	12
KRISHNAPATNAM	0	6	0	8	35
JOGBANI	5	8	51	8	-4
NAUTANWA (SONAULI)	0	6	0	7	13
ICD NAGPUR	0	4	0	6	50

USD in Million

Country	2016-17 (Actual)	2017-18 (Actual)	%Increase/ Decrease over previous year	2018-19 (Provisional)	%Increase/ Decrease over previous year
SEZ Cochin	0	8	0	6	-23
DEHEJ SEA	0	10	0	6	-46
DELHI (ICD)	9	6	-33	4	-28
SEZ Kandla	0	1	0	4	210
EPZ/SEZ SURAT	0	3	0	3	15
ICD PANKI, UP	0	3	0	3	-3
ICD BANGALORE	2	1	-50	3	250
ICD NOIDA-DADRI	0	3	0	3	1
ARSHIYA INTL. FTWZ-SEZ, RAIGAD	0	2	0	3	17
ICD TONDIAR-PET CHENNAI	0	1	0	3	92
DELHI AIR	2	2	23	3	10
BANGALORE AIRPORT	2	2	35	3	11
ICD SAHNEWAL, GRFL	0	0	0	2	0
ICD JUHI RAILWAY YARD KANPUR	1	1	25	2	200
ICD Dhannad	0	3	0	2	-21
ICD HYDERABAD	0	2	0	2	-12
ICD PITHAMPUR (INDORE)	0	1	0	2	30
ICD TUMB	0	0	0	2	2000
AHMEDABAD AIR CARGO COMPLEX	0	1	0	1	92
ICD SONIPAT	0	1	0	1	162
MUMBAI SEA	0	1	0	1	80
KANDLA SEA	0	0	-37	1	1883
BHITHAMORE	0	0	0	1	5300
HYDERABAD AIRPORT	1	1	-24	1	46

SOURCE : DGCIS

EXPORTS OF INORGANIC CHEMICALS (CHAPTER 28) TO AFRICA & WANA COUNTRIES FOR THE YEARS 2016-17, 2017-18 & 2018-19

USD in Million

Country	2016-17 (Actual)	2017-18 (Actual)	%Increase/ Decrease over previous year	2018-19 (Provisional)	%Increase/ Decrease over previous year
SOUTH AFRICA	21	24	14	26	8
TANZANIA REP	10	19	90	17	-11
KENYA	11	17	55	17	0
IRAN	16	16	0	16	0
NIGERIA	6	10	67	10	0
UGANDA	6	9	50	10	11
SUDAN	5	9	80	8	-11
EGYPT A RP	5	8	60	7	-13
MOZAMBIQUE	2	5	150	5	0
ETHIOPIA	3	4	33	5	25
GHANA	2	3	50	4	33
COTE D'IVOIRE	2	2	0	4	100
ALGERIA	1	1	0	3	200
ISRAEL	3	3	0	3	0
SENEGAL	1	1	0	2	100
JORDAN	1	1	0	1	0
MOROCCO	2	6	200	1	-83
MAURITIUS	1	1	0	1	0
LEBANON	0	0	0	1	0
MADAGASCAR	1	1	0	1	0
ANGOLA	0	0	0	1	0
YEMEN REPubLC	1	1	0	0	-100
SYRIA	0	1	0	0	-100
EXPORTS OF TOP COUNTIRES	100	142	42	143	1
CHAPTER WISE TOTAL EXPORT TO FOCUS REGION	101	142	41	143	1
% OF TOP EXPORTING COUNTRIES	99	100		100	

Source: DGCI&S

EXPORTS OF INORGANIC CHEMICALS (CHAPTER 28) TO ASEAN COUNTRIES FOR THE YEARS 2016-17, 2017-18 & 2018-19

USD in Million

Country	2016-17 (Actual)	2017-18 (Actual)	%Increase/ Decrease over previous year	2018-19 (Provisional)	%Increase/ Decrease over previous year
VIETNAM SOC REP	25	39	56	53	36
INDONESIA	23	40	74	44	10
THAILAND	24	25	4	36	44
MALAYSIA	14	26	86	29	12
AUSTRALIA	9	12	33	16	33
PHILIPPINES	6	11	83	10	-9
MYANMAR	3	6	100	6	0
SINGAPORE	5	5	0	5	0
NEW ZEALAND	1	1	0	2	100
BRUNEI	2	1	-50	2	100
EXPORTS OF TOP COUNTIRES	112	166	48	203	22
CHAPTER WISE TOTAL EXPORT TO FOCUS REGION	112	166	48	204	23
% OF TOP EXPORTING COUNTRIES	100	100		100	

Source: DGCI&S

EXPORTS OF INORGANIC CHEMICALS (CHAPTER 28) TO CIS COUNTRIES FOR THE YEARS 2016-17, 2017-18 & 2018-19

USD in Million

Country	2016-17 (Actual)	2017-18 (Actual)	%Increase/ Decrease over previous year	2018-19 (Provisional)	%Increase/ Decrease over previous year
RUSSIA	10	12	20	20	67
GEORGIA	0	4	0	5	0
UKRAINE	1	2	100	2	0
UZBEKISTAN	0	0	0	1	0
EXPORTS OF TOP COUNTIRES	11	18	64	28	56
CHAPTER WISE TOTAL EXPORT TO FOCUS REGION	13	19	46	28	47
% OF TOP EXPORTING COUNTRIES	85	95		100	

Source: DGCI&S

EXPORTS OF INORGANIC CHEMICALS (CHAPTER 28) TO LAC COUNTRIES FOR THE YEARS 2016-17, 2017-18 & 2018-19

USD in Million

Country	2016-17 (Actual)	2017-18 (Actual)	%Increase/ Decrease over previous year	2018-19 (Provisional)	%Increase/ Decrease over previous year
BRAZIL	10	16	60	22	38
CHILE	4	5	25	7	40
COLOMBIA	2	5	150	5	0
PERU	1	4	300	5	25
ARGENTINA	2	4	100	2	-50
BOLIVIA	0	0	0	2	0
ECUADOR	0	1	0	1	0
GUATEMALA	1	1	0	1	0
GUYANA	0	0	0	1	0
EXPORTS OF TOP COUNTIRES	19	35	84	44	26
CHAPTER WISE TOTAL EXPORT TO FOCUS REGION	22	37	68	47	27
% OF TOP EXPORTING COUNTRIES	86	95		94	

SOURCE:DGCI&S

**EXPORTS OF INORGANIC CHEMICALS (CHAPTER 28) TO
TOP EUROPEAN UNION COUNTRIES
FOR THE YEARS 2016-17, 2017-18 & 2018-19**

USD in Million

Country	2016-17 (Actual)	2017-18 (Actual)	%Increase/ Decrease over previous year	2018-19 (Provisional)	%Increase/ Decrease over previous year
SPAIN	16	23	44	23	0
GERMANY	17	18	6	21	17
NETHERLAND	19	20	5	20	0
U K	10	14	40	18	29
BELGIUM	15	18	20	17	-6
ITALY	11	14	27	16	14
POLAND	5	9	80	12	33
FRANCE	4	9	125	6	-33
DENMARK	2	3	50	6	100
PORTUGAL	4	6	50	3	-50
GREECE	1	1	0	2	100
FINLAND	1	2	100	1	-50
LATVIA	0	0	0	1	0
SWEDEN	1	1	0	1	0
BULGARIA	2	1	-50	0	-100
LITHUANIA	1	1	0	0	-100
SLOVENIA	1	1	0	0	-100
CROATIA	1	0	-100	0	0
EXPORTS OF TOP COUNTIRES	111	141	27	147	4
CHAPTER WISE TOTAL EXPORT TO FOCUS REGION	111	141	27	148	5
% OF TOP EXPORTING COUNTRIES	100	100		99	

SOURCE : DGCI&S

**EXPORTS OF INORGANIC CHEMICALS (CHAPTER 28) TO
NORTH AMERICA COUNTRIES
FOR THE YEARS 2016-17, 2017-18 & 2018-19**

USD in Million

Country	2016-17 (Actual)	2017-18 (Actual)	%Increase/ Decrease over previous year	2018-19 (Provisional)	%Increase/ Decrease over previous year
U S A	53	85	60	94	11
MEXICO	5	10	100	11	10
CANADA	2	2	0	4	100
EXPORTS OF TOP COUNTIRES	60	97	62	109	12
CHAPTER WISE TOTAL EXPORT TO FOCUS REGION	61	98	61	109	11
% OF TOP EXPORTING COUNTRIES	98	99		100	

Source: DGCI&S

EXPORTS OF INORGANIC CHEMICALS (CHAPTER 28) TO GENERAL AREA FOR THE YEARS 2016-17, 2017-18 & 2018-19

USD in Million

Country	2016-17 (Actual)	2017-18 (Actual)	%Increase/ Decrease over previous year	2018-19 (Provisional)	%Increase/ Decrease over previous year
CHINA P RP	40	61	53	60	-2
SRI LANKA DSR	27	41	52	46	12
BANGLADESH PR	36	40	11	38	-5
KOREA RP	32	39	22	33	-15
JAPAN	14	25	79	29	16
NEPAL	18	23	28	25	9
TURKEY	39	23	-41	23	0
PAKISTAN IR	14	15	7	18	20
TAIWAN	8	10	25	10	0
CAMEROON	1	3	0	7	133
SWITZERLAND	3	2	-33	3	50
CONGO D. REP.	1	1	0	2	0
IRAQ	1	2	100	2	0
PUERTO RICO	2	1	-50	2	100
DJIBOUTI	0	0	0	1	0
GUINEA	0	1	0	1	0
AFGHANISTAN	0	0	0	1	0
BHUTAN	0	1	0	1	0
BURUNDI	1	1	0	1	0
MALI	0	0	0	1	0
MALAWI	0	2	0	1	-50
NORWAY	0	0	0	1	0
GABON	0	1	0	1	0
MAURITANIA	0	0	0	1	0
EXPORTS OF TOP COUNTIRES	237	292	23	308	5
CHAPTER WISE TOTAL EXPORT TO FOCUS REGION	240	295	23	309	5
% OF TOP EXPORTING COUNTRIES	99	99		100	

Source: DGCI&S

ORGANIC CHEMICALS EXPORTS (CHAPTER 29) TO TOP 15 COUNTRIES FOR THE YEARS 2016-17, 2017-18 & 2018-19

USD in Million

Country	2016-17 (Actual)	2017-18 (Actual)	%Increase/ Decrease over previous year	2018-19 (Provisional)	%Increase/ Decrease over previous year
CHINA P RP	453	1560	244	2519	61
U S A	535	629	18	871	38
INDONESIA	278	313	13	501	60
MALAYSIA	244	291	19	491	69
SAUDI ARAB	388	564	45	446	-21
PAKISTAN IR	180	184	2	310	68
SPAIN	160	228	43	291	28
NETHERLAND	149	216	45	264	22
THAILAND	66	94	42	258	174
U ARAB EMTS	158	238	51	257	8
BELGIUM	154	208	35	253	22
GERMANY	175	209	19	246	18
JAPAN	153	158	3	204	29
KOREA RP	144	151	5	178	18
SWITZERLAND	117	150	28	173	15
TOTAL EXPORTS OF ORGANIC CHEMICALS TO TOP COUNTRIES	3354	5193	55	7262	40
CHEMEXCIL'S TOTAL EXPORTS	4860	4844	0	7130	47
% OF TOP EXPORTING COUNTRIES	69	107		102	

SOURCE: DGCIS

EXPORTS OF ORGANIC CHEMICALS (CHAPTER 29) THROUGH MAJOR PORTS FOR THE YEAR 2016-17, 2017-18 & 2018-19

USD in Million

Country	2016-17 (Actual)	2017-18 (Actual)	%Increase/ Decrease over previous year	2018-19 (Provisional)	%Increase/ Decrease over previous year
SIKKA	0	1422	0	2741	93
NHAVA SHEVA SEA	1455	1751	20	1882	7
MANGALORE SEZ	0	770	0	993	29
HAZIRA PORT, SURAT	0	502	0	536	7
SEZ JAMNAGAR (RELIANCE)	0	398	0	391	-2
HYDERABAD AIRPORT	349	370	6	365	-1
MUMBAI AIR	145	154	6	229	48
KOLKATA SEA	214	202	-5	203	0
MAGDALLA PORT SEA	0	124	0	172	38
MUNDRA	0	117	0	158	35
DEVI S LABORATORIES LTD	0	100	0	133	33
ICD HYDERABAD	0	101	0	127	25
BANGALORE AIRPORT	61	88	43	117	33
SEZ DAHEJ	0	86	0	112	30
KANDLA SEA	57	87	53	106	22
ICD SANDKHEDA KASHIPUR	0	91	0	88	-3
ICD SABARMATI	55	68	23	87	28
CHENNAI SEA	78	83	6	81	-2
MUMBAI SEA	9	36	317	74	109
DELHI AIR	53	54	3	64	19
KATTUPALLI PORT/ TIRUVALLUR	0	51	0	58	13
VISAKHAPATNAM SEA	13	23	80	49	114
PIPAVAB(VICYOR)	0	36	0	48	36
BIOCON LTD SEZ KARNATAKA	0	37	0	44	19
RAMKI PHARMA CITY (INDIA) PVT	0	30	0	43	43

USD in Million

Country	2016-17 (Actual)	2017-18 (Actual)	%Increase/ Decrease over previous year	2018-19 (Provisional)	%Increase/ Decrease over previous year
ICD PAKWARA MORADABAD/ MEERUT	0	16	0	38	131
SEZ KANDLA	0	30	0	38	27
ICD GARHIHARSARU	0	24	0	37	55
ICD NOIDA-DADRI	0	28	0	30	6
SEZ MUNDRA	0	27	0	29	9
ICD PITHAMPUR (INDORE)	0	11	0	27	142
CHENNAI AIR	16	15	-5	26	75
AHMEDABAD AIR CARGO COMPLEX	0	16	0	23	42
ICD BANGALORE	20	18	-11	21	19
ICD ANKLESHWAR	0	18	0	17	-7
ICD VADODARA/BARODA	0	10	0	11	19
PETRAPOLE LAND	10	10	2	11	8
TUTICORIN SEA	5	7	38	10	34
STERLING INFRA LTD KANDLA	0	2	0	9	457
HETERO INFRA SEZ NAKKAPALLI AP	0	7	0	9	33
ICD FARIDABAD	0	7	0	9	26
CFS ALBATROSS/ICD DADRI	0	12	0	9	-25
RAXAUL LAND	3	5	47	8	69
ICD TONDIAR-PET CHENNAI	0	6	0	7	17
ICD CHOWPAYAL	0	0	0	6	1473
DELHI (ICD)	27	10	-62	6	-44
CFS MULUND	0	3	0	5	58
NAUTANWA (SONAULI)	0	4	0	5	18
ICD TUMB	0	1	0	4	265

USD in Million

Country	2016-17 (Actual)	2017-18 (Actual)	%Increase/ Decrease over previous year	2018-19 (Provisional)	%Increase/ Decrease over previous year
ARSHIYA INTL. FTWZ-SEZ, RAIGAD	0	3	0	4	58
KOLKATA AIR	1	4	197	3	-12
ICD SAHNEWAL, GRFL	0	2	0	3	57
CFS NASHIK	0	0	0	3	0
VISAKHAPATNAM SPL ECONOMIC ZON	0	4	0	3	-36
COCHIN SEA	2	3	33	3	-11
ICD RATLAM	0	19	0	2	-88
TELEGAON	0	1	0	2	56
ICD THAR DRY PORT	0	4	0	2	-43
ICD DHANNAD	0	0	0	2	0
JOGBANI	1	1	23	2	43
KIADB PHARMACEUTICAL SEZ	0	1	0	2	88
VISHAKHAPATNAM AIRPORT	0	0	0	2	0
ICD PATLI	0	1	0	2	50
ICD PALWAL, BHAGOLA-JANAULI	0	0	0	2	0
ICD THIMMAPUR (CMTL)/AP	0	1	0	1	74
ICD HOSUR	0	1	0	1	139
ICD NAGPUR	0	1	0	1	-4
NEPALGANJ	0	1	0	1	92
JABILANT INFRA LTD KANDLA	0	1	0	1	-2

SOURCE : DGC&S

**EXPORTS OF ORGANIC CHEMICALS (CHAPTER 29) TO
AFRICA & WANA COUNTRIES
FOR THE YEARS 2016-17, 2017-18 & 2018-19**

USD in Million

Country	2016-17 (Actual)	2017-18 (Actual)	%Increase/ Decrease over previous year	2018-19 (Provisional)	%Increase/ Decrease over previous year
EGYPT A RP	46	50	9	70	40
IRAN	49	53	8	66	0
SOUTH AFRICA	37	34	-8	38	12
ISRAEL	42	47	12	35	-26
NIGERIA	21	30	43	29	-3
KENYA	20	30	50	21	-30
JORDAN	6	9	50	13	44
ALGERIA	6	9	50	13	44
TANZANIA REP	7	11	57	11	0
MOROCCO	4	7	75	8	14
GHANA	3	4	33	6	50
LEBANON	3	3	0	5	67
ETHIOPIA	2	3	50	5	0
UGANDA	8	3	-63	3	0
SYRIA	3	3	0	3	0
COTE D'IVOIRE	2	3	50	3	0
MOZAMBIQUE	1	2	100	2	0
SENEGAL	0	1	0	2	100
SUDAN	2	3	50	2	0
MADAGASCAR	1	1	0	1	0
YEMEN REPUBLIC	1	1	0	1	0
ANGOLA	0	1	0	1	0
MAURITIUS	0	0	0	1	0
EXPORTS OF TOP COUNTIRES	264	308	17	339	10
CHAPTER WISE TOTAL EXPORT TO FOCUS REGION	264	309	17	340	10
% OF TOP EXPORTING COUNTRIES	100	100	—	100	—

Source: DGCI&S

EXPORTS OF ORGANIC CHEMICALS (CHAPTER 29) TO ASEAN COUNTRIES FOR THE YEARS 2016-17, 2017-18 & 2018-19

USD in Million

Country	2016-17 (Actual)	2017-18 (Actual)	%Increase/ Decrease over previous year	2018-19 (Provisional)	%Increase/ Decrease over previous year
INDONESIA	278	313	13	501	60
MALAYSIA	244	291	20	491	68
THAILAND	66	94	43	258	174
SINGAPORE	125	208	66	159	-23
VIETNAM SOC REP	21	20	-3	28	40
AUSTRALIA	10	13	25	15	19
PHILIPPINES	8	5	-36	10	106
MYANMAR	1	1	26	3	148
NEW ZEALAND	3	2	-40	2	7
EXPORTS OF TOP COUNTIRES	754	947	26	1467	55
CHAPTER WISE TOTAL EXPORT TO FOCUS REGION	754	947	26	1468	55
% OF TOP EXPORTING COUNTRIES	100	100		100	

Source: DGCI&S

EXPORTS OF ORGANIC CHEMICALS (CHAPTER 29) TO CIS COUNTRIES FOR THE YEARS 2016-17, 2017-18 & 2018-19

USD in Million

Country	2016-17 (Actual)	2017-18 (Actual)	%Increase/ Decrease over previous year	2018-19 (Provisional)	%Increase/ Decrease over previous year
RUSSIA	38	47	24	38	-19
UKRAINE	6	3	0	5	67
BELARUS	1	1	0	1	0
EXPORTS OF TOP COUNTIRES	45	51	13	44	-14
CHAPTER WISE TOTAL EXPORT TO FOCUS REGION	46	53	15	46	-13
% OF TOP EXPORTING COUNTRIES	98	96		96	

Source: DGCI&S

EXPORTS OF ORGANIC CHEMICALS (CHAPTER 29) TO LAC COUNTRIES FOR THE YEARS 2016-17, 2017-18 & 2018-19

USD in Million

Country	2016-17 (Actual)	2017-18 (Actual)	%Increase/ Decrease over previous year	2018-19 (Provisional)	%Increase/ Decrease over previous year
BRAZIL	89	165	85	159	-4
COLOMBIA	14	20	43	31	55
ARGENTINA	23	40	74	21	-48
PERU	6	5	-17	7	40
CHILE	5	5	0	7	40
PARAGUAY	2	2	0	3	50
ECUADOR	2	2	0	3	50
URUGUAY	2	2	0	3	50
GUATEMALA	2	2	0	2	0
VENEZUELA	1	0	-100	1	0
EL SALVADOR	0	1	0	1	0
COSTA RICA	1	1	0	1	0
CUBA	1	1	0	1	0
HONDURAS	0	1	0	1	0
EXPORTS OF TOP COUNTRIES	148	247	67	241	-2
CHAPTER WISE TOTAL EXPORT TO FOCUS REGION	148	249	68	241	-3
% OF TOP EXPORTING COUNTRIES	100	99		100	

SOURCE: DGCIS

**EXPORTS OF ORGANIC CHEMICALS (CHAPTER 29) TO
TOP EUROPEAN UNION COUNTRIES
FOR THE YEARS 2016-17, 2017-18 & 2018-19**

USD in Million

Country	2016-17 (Actual)	2017-18 (Actual)	%Increase/ Decrease over previous year	2018-19 (Provisional)	%Increase/ Decrease over previous year
SPAIN	160	228	43	291	28
NETHERLAND	149	216	45	264	22
BELGIUM	154	208	35	253	22
GERMANY	175	209	19	246	18
ITALY	76	96	26	106	10
U K	59	69	17	86	25
FRANCE	40	41	3	66	61
IRELAND	27	25	-7	30	20
POLAND	26	22	-15	28	27
HUNGARY	12	12	0	19	58
PORTUGAL	6	5	-17	16	220
SLOVENIA	17	23	35	16	-30
SWEDEN	12	13	8	11	-15
AUSTRIA	10	9	-10	9	0
GREECE	6	7	17	9	29
CZECH REPUBLIC	11	7	-36	7	0
DENMARK	5	8	60	6	-25
FINLAND	9	4	-56	6	50
MALTA	5	4	-20	5	25
LITHUANIA	3	3	0	5	67
CROATIA	5	5	0	4	-20
CYPRUS	2	3	50	3	0
ROMANIA	2	3	0	2	-33
LATVIA	1	1	0	1	0
ESTONIA	0	1	0	1	0
BULGARIA	2	1	0	1	0
EXPORTS OF TOP COUNTIRES	972	1222	26	1490	22
CHAPTER WISE TOTAL EXPORT TO FOCUS REGION	973	1223	26	1492	22
% OF TOP EXPORTING COUNTRIES	100	100		100	

SOURCE : DGCI&S

**EXPORTS OF ORGANIC CHEMICALS (CHAPTER 29) TO
NORTH AMERICA COUNTRIES
FOR THE YEARS 2016-17, 2017-18 & 2018-19**

USD in Million

Country	2016-17 (Actual)	2017-18 (Actual)	%Increase/ Decrease over previous year	2018-19 (Provisional)	%Increase/ Decrease over previous year
U S A	535	629	18	871	38
MEXICO	82	101	23	159	57
CANADA	35	29	-17	35	21
EXPORTS OF TOP COUNTIRES	652	759	16	1065	40
CHAPTER WISE TOTAL EXPORT TO FOCUS REGION	652	759	16	1065	40
% OF TOP EXPORTING COUNTRIES	100	100		100	

Source: DGCI&S

EXPORTS OF ORGANIC CHEMICALS (CHAPTER 29) TO GENERAL AREA FOR THE YEARS 2016-17, 2017-18 & 2018-19

USD in Million

Country	2016-17 (Actual)	2017-18 (Actual)	%Increase/ Decrease over previous year	2018-19 (Provisional)	%Increase/ Decrease over previous year
CHINA P RP	453	1560	244	2519	61
PAKISTAN IR	180	184	2	310	68
JAPAN	153	158	3	204	29
KOREA RP	144	151	5	178	18
SWITZERLAND	117	150	28	173	15
TAIWAN	116	143	23	163	14
TURKEY	52	83	60	95	14
BANGLADESH PR	44	48	9	59	23
NEPAL	9	13	44	19	46
SRI LANKA DSR	11	11	0	16	45
NORWAY	3	5	67	12	140
TUNISIA	5	6	20	7	17
CROATIA	5	5	0	4	-20
AFGHANISTAN	0	4	0	4	0
PUERTO RICO	5	9	0	4	0
IRAQ	1	1	0	3	200
UNSPECIFIED	44	69	57	2	-97
MACEDONIA	2	1	-50	2	0
TOGO	0	0	0	1	0
SOMALIA	0	1	0	1	0
CONGO D. REP.	0	1	0	1	0
BHUTAN	0	0	0	1	0
LIBERIA	0	1	0	1	0
EXPORTS OF TOP COUNTIRES	1344	2604	94	3779	45
CHAPTER WISE TOTAL EXPORT TO FOCUS REGION	1349	2611	94	3782	45
% OF TOP EXPORTING COUNTRIES	100	100		100	

Source: DGCI&S

AGRO CHEMICALS EXPORTS (CHAPTER 38) TO TOP 15 COUNTRIES FOR THE YEARS 2016-17, 2017-18 & 2018-19

USD in Million

Country	2016-17 (Actual)	2017-18 (Actual)	%Increase/ Decrease over previous year	2018-19 (Provisional)	%Increase/ Decrease over previous year
BRAZIL	363	386	6	614	59
U S A	366	486	33	605	24
FRANCE	78	108	38	118	9
BELGIUM	62	78	26	91	17
VIETNAM SOC REP	57	87	53	87	0
CHINA P RP	61	69	13	82	19
BANGLADESH PR	56	75	34	77	3
INDONESIA	51	61	20	74	21
THAILAND	41	55	34	72	31
ARGENTINA	30	53	77	72	36
NETHERLAND	48	71	48	70	-1
JAPAN	105	126	20	62	-51
AUSTRALIA	56	57	2	51	-11
IRAN	33	45	36	51	13
ISRAEL	30	26	-13	51	96
TOTAL EXPORTS OF AGRO CHEMICALS TO TOP COUNTRIES	1437	1783	24	2177	22
CHEMEXCIL'S TOTAL EXPORTS	2141	2559	20	3156	23
% of TOP EXPORTING COUNTRIES	67	70		69	

SOURCE:DGCI&S

EXPORTS OF AGRO CHEMICALS (CHAPTER 38) THROUGH MAJOR PORTS FOR THE YEAR 2016-17, 2017-18 & 2018-19

USD in Million

Country	2016-17 (Actual)	2017-18 (Actual)	%Increase/ Decrease over previous year	2018-19 (Provisional)	%Increase/ Decrease over previous year
NHAVA SHEVA SEA	401	1465	0	1578	8
HAZIRA PORT, SURAT	0	145	0	389	0
SEZ Dahej	0	159	0	187	0
VISAKHAPATNAM SEA	0	118	0	174	48
ICD ANKLESHWAR	0	87	0	122	0
STERLING INFRA LTD KANDLA	0	112	0	106	0
MARMAGOA SEA	0	68	0	74	9
MUNDRA	0	60	0	73	20
CHENNAI SEA	0	57	0	68	19
MUMBAI AIR	24	34	44	52	0
ICD NOIDA-DADRI	0	17	0	50	198
ICD SABARMATI	0	21	0	46	0
KATTUPALLI PORT/ TIRUVALLUR	0	21	0	28	31
ARSHIYA INTL. FTWZ-SEZ, RAIGAD	0	38	0	26	0
ICD JUHI RAILWAY YARD KANPUR	15	9	0	21	0
ICD SAHNEWAL, GRFL	0	22	0	18	0
ICD TUMB	0	0	0	17	0
PETRAPOLE LAND	6	13	0	17	29
CHENNAI AIR	57	12	-79	14	20
PIPAVAB(VICYOR)	0	18	0	14	-20
RAXAUL LAND	4	10	0	13	0
ICD GARHIHARSARU	0	9	0	10	18
KOLKATA SEA	82	11	0	9	0
ICD VADODARA/BARODA	0	8	0	7	0

USD in Million

Country	2016-17 (Actual)	2017-18 (Actual)	%Increase/ Decrease over previous year	2018-19 (Provisional)	%Increase/ Decrease over previous year
HYDERABAD AIRPORT	0	3	1389	6	104
TUTICORIN SEA	92	6	0	5	0
ICD HYDERABAD	0	3	0	5	61
ICD SONIPAT	0	0	0	5	0
NAUTANWA (SONAULI)	0	3	0	4	0
ICD KANECH, INLOGISTICS	0	8	0	3	0
BHITHAMORE	0	0	0	3	0
ICD PANKI, UP	0	6	0	3	-56
JOGBANI	1	3	0	2	0
DELHI (ICD)	0	40	0	2	0
CFS MULUND	0	0	0	2	0
SEZ Kandla	0	0	0	1	0
BHIMNAGAR	0	0	0	1	0
AMRITSAR RLY.STN.	0	1	0	1	0
ICD TONDIAR-PET CHENNAI	0	1	0	1	0

SOURCE : DGCI&S

EXPORTS OF AGRO CHEMICALS (CHAPTER 38) TO AFRICA & WANA COUNTRIES FOR THE YEARS 2016-17, 2017-18 & 2018-19

USD in Million

Country	2016-17 (Actual)	2017-18 (Actual)	%Increase/ Decrease over previous year	2018-19 (Provisional)	%Increase/ Decrease over previous year
IRAN	33	45	36	51	13
ISRAEL	30	26	-13	51	96
SOUTH AFRICA	31	32	3	42	31
EGYPT A RP	19	19	0	27	42
ETHIOPIA	13	14	8	22	57
TANZANIA REP	8	16	100	22	38
UGANDA	16	24	50	21	-13
NIGERIA	22	28	27	17	-39
COTE D' IVOIRE	8	11	38	15	36
SUDAN	8	10	25	15	50
KENYA	9	11	22	15	36
MOROCCO	13	17	31	14	-18
GHANA	3	3	0	7	133
JORDAN	3	4	33	6	50
LEBANON	1	3	200	4	33
SENEGAL	1	2	100	3	50
MOZAMBIQUE	2	3	50	2	-33
MADAGASCAR	1	2	100	2	0
YEMEN REPUBLC	1	1	0	2	100
ALGERIA	1	1	0	2	100
MAURITIUS	1	1	0	1	0
SYRIA	0	1	0	1	0
EXPORTS OF TOP COUNTIRES	224	274	22	342	25
CHAPTER WISE TOTAL EXPORT TO FOCUS REGION	224	274	22	342	25
% OF TOP EXPORTING COUNTRIES	100	100		100	

Source: DGCI&S

**EXPORTS STATISTICS OF AGRO CHEMICALS (CHAPTER 38)
TO ASEAN COUNTRIES
FOR THE YEARS 2016-17, 2017-18 & 2018-19**

USD in Million

Country	2016-17 (Actual)	2017-18 (Actual)	%Increase/ Decrease over previous year	2018-19 (Provisional)	%Increase/ Decrease over previous year
VIETNAM SOC REP	57	87	53	87	0
INDONESIA	51	61	20	74	21
THAILAND	41	55	34	72	31
AUSTRALIA	56	57	2	51	-11
SINGAPORE	23	18	-22	29	61
PHILIPPINES	19	19	0	23	21
MALAYSIA	15	17	13	16	-6
MYANMAR	11	10	-9	10	0
NEW ZEALAND	5	9	80	9	0
CAMBODIA	0	0	0	1	0
EXPORTS OF TOP COUNTIRES	278	333	20	372	12
CHAPTER WISE TOTAL EXPORT TO FOCUS REGION	279	333	19	372	12
% OF TOP EXPORTING COUNTRIES	100	100		100	

Source: DGCI&S

**EXPORTS OF AGRO CHEMICALS (CHAPTER 38) TO CIS COUNTRIES
FOR THE YEARS 2016-17, 2017-18 & 2018-19**

USD in Million

Country	2016-17 (Actual)	2017-18 (Actual)	%Increase/ Decrease over previous year	2018-19 (Provisional)	%Increase/ Decrease over previous year
RUSSIA	16	16	0	29	81
UKRAINE	2	4	100	7	75
GEORGIA	0	3	0	2	-33
UZBEKISTAN	0	1	0	2	100
ARMENIA	0	0	0	2	0
AZERBAIJAN	0	0	0	1	0
KAZAKHSTAN	0	0	0	1	0
EXPORTS OF TOP COUNTIRES	18	24	33	40	67
CHAPTER WISE TOTAL EXPORT TO FOCUS REGION	19	25	32	43	72
% OF TOP EXPORTING COUNTRIES	95	96		93	

Source: DGCI&S

EXPORTS OF AGRO CHEMICALS (CHAPTER 38) TO LAC COUNTRIES FOR THE YEARS 2016-17, 2017-18 & 2018-19

USD in Million

Country	2016-17 (Actual)	2017-18 (Actual)	%Increase/ Decrease over previous year	2018-19 (Provisional)	%Increase/ Decrease over previous year
BRAZIL	363	386	6	614	59
ARGENTINA	30	53	77	72	36
COLOMBIA	37	24	-35	30	25
COSTA RICA	21	14	-33	27	93
PARAGUAY	9	15	67	21	40
GUATEMALA	9	9	0	10	11
URUGUAY	4	6	50	9	50
ECUADOR	5	7	40	9	29
BOLIVIA	0	6	0	8	33
CHILE	4	6	0	6	0
PERU	3	5	67	5	0
HAITI	1	2	100	2	0
NICARAGUA	2	2	0	1	-50
CUBA	0	0	0	1	0
VENEZUELA	0	2	0	1	-50
EL SALVADOR	0	1	0	1	0
EXPORTS OF TOP COUNTIRES	488	538	10	817	52
CHAPTER WISE TOTAL EXPORT TO FOCUS REGION	490	539	10	817	52
% OF TOP EXPORTING COUNTRIES	100	100		100	

Source : DGCI&S

**EXPORTS OF AGRO CHEMICALS TO (CHAPTER 38)
TOP EUROPEAN UNION COUNTRIES
FOR THE YEARS 2016-17, 2017-18 & 2018-19**

USD in Million

Country	2016-17 (Actual)	2017-18 (Actual)	%Increase/ Decrease over previous year	2018-19 (Provisional)	%Increase/ Decrease over previous year
FRANCE	78	108	38	118	9
BELGIUM	62	78	26	91	17
NETHERLAND	48	71	48	70	-1
GERMANY	35	33	-6	46	39
U K	21	23	10	37	61
ITALY	28	19	-32	24	26
SPAIN	15	11	-27	10	-9
PORTUGAL	5	8	60	10	25
SLOVENIA	2	2	0	9	350
POLAND	3	7	133	8	14
LATVIA	1	3	200	4	33
BULGARIA	1	5	0	3	-40
GREECE	2	3	50	2	-33
IRELAND	1	1	0	1	0
DENMARK	0	1	0	1	0
LITHUANIA	1	2	100	1	-50
CROATIA	0	0	0	1	0
CYPRUS	0	0	0	1	0
EXPORTS OF TOP COUNTIRES	303	375	24	437	17
CHAPTER WISE TOTAL EXPORT TO FOCUS REGION	306	379	24	438	16
% OF TOP EXPORTING COUNTRIES	99	99		100	

Source : DGCI&S

EXPORTS OF AGRO CHEMICALS (CHAPTER 38) TO NORTH AMERICA COUNTRIES FOR THE YEARS 2016-17, 2017-18 & 2018-19

USD in Million

Country	2016-17 (Actual)	2017-18 (Actual)	%Increase/ Decrease over previous year	2018-19 (Provisional)	%Increase/ Decrease over previous year
U S A	366	486	33	605	24
MEXICO	34	34	0	42	24
CANADA	6	11	83	7	-36
EXPORTS OF TOP COUNTIRES	406	531	31	654	23
CHAPTER WISE TOTAL EXPORT TO FOCUS REGION	407	531	30	655	23
% OF TOP EXPORTING COUNTRIES	100	100		100	

Source: DGCI&S

EXPORTS OF AGRO CHEMICALS (CHAPTER 38) TO GENERAL AREA FOR THE YEARS 2016-17, 2017-18 & 2018-19

USD in Million

Country	2016-17 (Actual)	2017-18 (Actual)	%Increase/ Decrease over previous year	2018-19 (Provisional)	%Increase/ Decrease over previous year
CHINA P RP	61	69	13	82	19
BANGLADESH PR	56	75	34	77	3
JAPAN	105	126	20	62	-51
TURKEY	27	45	67	50	11
KOREA RP	20	23	15	32	39
PAKISTAN IR	17	25	47	31	24
NEPAL	16	18	13	24	33
PUERTO RICO	40	0	-100	12	0
TAIWAN	14	15	7	12	-20
SRI LANKA DSR	10	9	-10	12	33
MALI	3	6	100	9	50
SWITZERLAND	4	7	75	8	14
CAMEROON	4	5	25	6	20
IRAQ	2	3	50	6	100
RWANDA	2	4	100	4	0
GUINEA	4	3	-25	4	33
MALAWI	1	2	100	3	50
TUNISIA	2	2	0	2	0
BURKINA FASO	2	6	200	2	-67
TOGO	0	1	0	2	100
AFGHANISTAN	1	1	0	1	0
DJIBOUTI	0	0	0	1	0
GABON	1	2	100	1	-50
SOMALIA	1	0	-100	1	0
CROATIA	0	0	0	1	0
BHUTAN	0	0	0	1	0
MAURITANIA	0	0	0	1	0
MALDIVES	0	0	0	1	0
EXPORTS OF TOP COUNTIRES	393	447	14	448	0
CHAPTER WISE TOTAL EXPORT TO FOCUS REGION	395	447	13	448	0
% OF TOP EXPORTING COUNTRIES	99	100		100	

Source: DGCI&S

OVERVIEW OF INDIAN COSMETICS, TOILETRIES & ESSENTIAL OILS INDUSTRY

The increasing healthcare awareness coupled with rising disposable income has categorized soaps and detergents as an essential consumable product in the developed as well as developing regions. Soaps and detergents are vital necessities as consumer goods and are used by the large population base. The vendors are expanding their business by building manufacturing facilities in the developing economies such as China and India, which have high potential in terms of revenue. Therefore, the potential opportunities in the developing economies are expected to provide ample of demand for the product.

It has been reported that Asia Pacific region is projected to grow at a highest rate from 2019. The steady growing textile market of the region is expected to provide a stable demand for the soaps and detergent products. The rising population of the region coupled with rapid urbanization in countries such as India, China, Indonesia, and Malaysia is expected to be the key driver for the rising demand for the said items.

Currently, the Indian cosmetics industry has an overall market standing of USD 6.5 billion and is expected to grow to USD 20 bn by 2025 with a CAGR of 25%. In comparison, the global cosmetics market is growing steadily at 4.3% CAGR and will reach USD 450 billion 2025. This means that by 2025, India will constitute 5% of the total global cosmetics market and become one of the top 5 global markets by revenue.

You may be aware that social media & favourable demographics are playing an important role in spreading awareness about cosmetics products and developing fashion consciousness, not only in metros but also in tier-1 & 2 cities. Further, herbal cosmetics products are driving growth due to increasing adoption, and the segment alone is expected to grow at 15%.

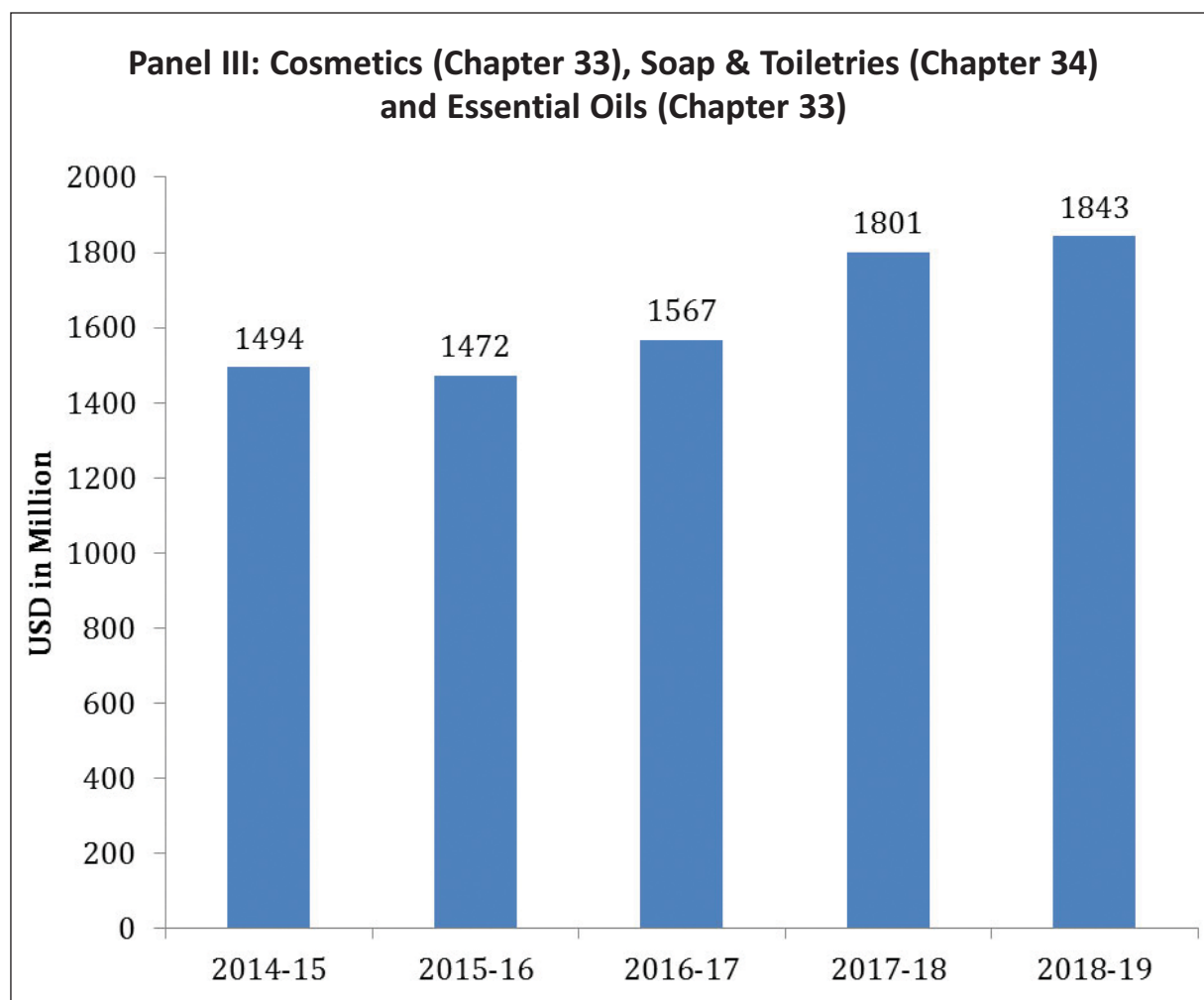
The Indian cosmetics industry caters to the population by two channels - organised and unorganised. With the compelling demand for branded products, the Indian cosmetics industry has opened up the market to foreign brands for investment. On a related line, it also throws an opportunity for online players to establish the vertical marketplace and increase customer touchpoints to better cater to the latter's needs. It is expected that by 2020, the cosmetics consumption in India will be 5% of total world cosmetics consumption. Indian cosmetic companies, especially of herbal brands are establishing their overseas footprints.

The overall Essential oils industry has seen significant growth in recent years. Changing consumer lifestyles, as well as rising disposable income of the consumers in the developing countries is stimulating the growth of this market. The rising consumer awareness about the ill-health effects of synthetic chemicals used for adding texture & fragrances and for increasing the aesthetic appeal of the food products and increased awareness about health benefits associated with the consumption of essential oils has contributed towards the growth of global essential oils market.

The global essential oils market is projected to register an estimated CAGR of 9.2%, during the forecast period, 2018-2023. The essential oils market is expected to project a significant growth in the near future.

In recent years, the awareness about medicinal properties of essential oils has increased; this has led to a significant increase in the use of essential oils in pharmaceuticals. Furthermore, the rising concerns about depletion and exploitation of natural resources is expected to pose a restraint to the growth of essential oils market. The trend for clean labelling is also encouraging end use industries to make use of natural ingredients in their products to meet varied customer needs.

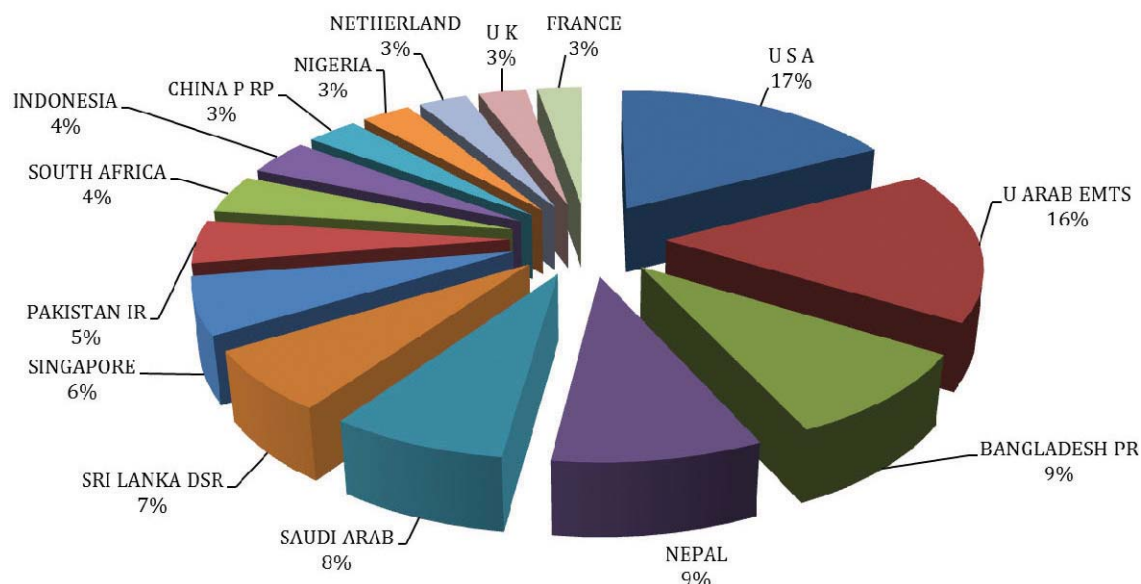
The total export performance of Cosmetics, Soaps, Toiletries and Essential Oils during the period April 2018 to March, 2019 is US \$ 1843.12 million as compared to US \$ 1801.48 million of the corresponding period of previous year, registering a growth of 2.31%.



USD in Million

Year	2014-15	2015-16	2016-17	2017-18	2018-19
Export	1494	1472	1567	1801	1843

Cosmetics, Toiletries and Essential Oils Exports to Top 15 Countries 2018-19



USD in Million

Country	USA	UAE	BANGLADESH PR	NEPAL	SAUDI ARAB	SRI LANKA DSR	SINGAPORE	PAKISTAN IR	SOUTH AFRICA	INDONESIA	CHINA P RP	NIGERIA	NETHERLAND	UK	FRANCE
2018-19	201	191	108	104	88	76	71	54	49	45	36	35	35	34	32
2017-18	208	187	101	100	87	75	77	62	45	41	29	28	35	30	30
2016-17	156	175	89	96	79	82	63	52	37	39	25	23	23	30	24

SOURCE: DGCIS

**COSMETICS (CHAPTER 33), SOAP & TOILETRIES (CHAPTER 34) EXPORTS
TO TOP 15 COUNTRIES
FOR THE YEARS 2016-17, 2017-18 & 2018-19**

USD in Million

Region / Country	2016-17 (Actual)	2017-18 (Actual)	%Increase/ Decrease over previous year	2018-19 (Provisional)	%Increase/ Decrease over previous year
U ARAB EMTS	171	183	7	182	-1
U S A	133	175	32	166	-5
BANGLADESH PR	87	98	13	105	7
NEPAL	95	98	3	101	3
SAUDI ARAB	77	86	12	85	-1
SRI LANKA DSR	81	73	-10	74	1
SINGAPORE	62	74	19	68	-8
PAKISTAN IR	52	61	17	52	-15
SOUTH AFRICA	37	44	19	44	0
CHINA P RP	23	26	13	33	27
NETHERLAND	22	32	45	32	0
U K	25	26	4	29	12
NIGERIA	21	24	14	29	21
MALAYSIA	30	30	0	28	-7
INDONESIA	24	27	13	27	0
TOTAL EXPORTS OF COSMETICS & TOILETRIES TO TOP COUNTRIES	940	1057	12	1055	0
CHEMEXCIL'S TOTAL EXPORTS	1454	1655	14	1671	1
% OF TOP EXPORTING COUNTRIES	65	64		63	

Source : DGCI&S

EXPORTS OF COSMETICS (CHAPTER 33), SOAP & TOILETRIES (CHAPTER 34) & THROUGH MAJOR PORTS FOR THE YEAR 2016-17 ,2017-18 & 2018-19

USD in Million

Ports	2016-17 (Actual)	2017-18 (Actual)	%Increase/ Decrease over previous year	2018-19 (Provisional)	%Increase/ Decrease over previous year
NHAVA SHEVA SEA	501	548	9	554	1
MUNDRA	0	185	0	171	-7
SEZ Kandla	0	140	0	123	-13
SEZ Dahej	0	73	0	87	20
ICD BANGALORE	38	50	33	58	15
RAXAUL LAND	44	53	21	54	2
ICD SABARMATI	46	48	5	50	4
DELHI (ICD)	46	44	-5	50	14
HAZIRA PORT, SURAT	0	41	0	44	9
CHENNAI SEA	54	41	-24	42	4
NAUTANWA (SONAULI)	0	37	0	40	6
PETRAPOLE LAND	36	32	-9	35	9
EPZ/SEZ SURAT	0	26	0	29	12
CHENNAI EPZ	0	21	0	27	25
KOLKATA SEA	20	26	33	26	-1
DELHI AIR	18	20	10	25	25
COCHIN SEA	20	26	31	25	-4
KATTUPALLI PORT/ TIRUVALLUR	0	15	0	21	42
ICD KANAKPURA	0	6	0	18	209
MUMBAI AIR	14	13	-9	17	38
ICD NOIDA-DADRI	0	14	0	13	-12
PIPAVAB(VICYOR)	0	14	0	12	-9
ICD BHUSAWAL	0	15	0	11	-26
KRISHNAPATNAM	0	10	0	10	-2
TUTICORIN SEA	10	10	0	9	-4
ICD THAR DRY PORT	0	6	0	8	44
ICD Piyala Ballagarh	0	7	0	7	-10
JAIGAON	0	6	0	6	4
CGML DADRI	0	11	0	6	-44

USD in Million

Region / Country	2016-17 (Actual)	2017-18 (Actual)	%Increase/ Decrease over previous year	2018-19 (Provisional)	%Increase/ Decrease over previous year
SEZ Noida	0	6	0	6	0
ICD SANDKHEDA KASHIPUR	0	5	0	6	22
SEZ Cochin	0	4	0	6	38
ICD CHOWPAYAL	0	1	0	5	452
CHENNAI AIR	5	5	-5	5	13
NEWMANGALORE SEA	3	3	-6	5	65
JOGBANI	3	4	11	4	23
BANGALORE AIRPORT	3	4	13	4	18
ICD HYDERABAD	0	4	0	4	-7
ICD GARHIHARSARU	0	7	0	3	-51
ICD PITHAMPUR (INDORE)	0	2	0	3	87
ICD DHANDARI KALAN, PSWC	0	3	0	3	8
MARMAGOA SEA	3	4	43	3	-31
ICD SAHNEWAL, GRFL	0	5	0	2	-54
ICD TUMB	0	0	0	2	0
MUMBAI SEA	0	4	0	2	-45
ICD ANKLESHWAR	0	6	0	2	-71
KOLKATA AIR	0	0	0	2	0
J MATADEE CHENNAI	0	0	0	2	0
HYDERABAD AIRPORT	1	2	48	2	2
SEZ Mundra	0	2	0	2	9
ICD LUDHIANA	0	1	0	2	26
CFS MULUND	0	1	0	1	62
ICD KANECH, INLOGISTICS	0	1	0	1	45
ICD THAR DRY PORT, JODHPUR	0	1	0	1	18
CFS PATPARGANJ	0	2	0	1	-37
AHMEDABAD AIR CARGO COMPLEX	0	1	0	1	19
ICD PALWAL, BHAGOLA-JANAULI	0	1	0	1	-24

SOURCE : DGCI&S

EXPORTS OF CCOSMETICS (CHAPTER 33), SOAP & TOILETRIES (CHAPTER 34) TO AFRICA & WANA COUNTRIES FOR THE YEARS 2016-17, 2017-18 & 2018-19

USD in Million

Region / Country	2016-17 (Actual)	2017-18 (Actual)	%Increase/ Decrease over previous year	2018-19 (Provisional)	%Increase/ Decrease over previous year
SOUTH AFRICA	37	44	19	44	0
NIGERIA	21	24	14	28	17
EGYPT A RP	24	26	8	26	0
IRAN	33	19	-42	21	11
ANGOLA	7	14	100	16	14
KENYA	9	10	11	14	40
TANZANIA REP	8	10	25	11	10
JORDAN	8	9	13	10	11
YEMEN REPUCLC	12	10	-17	8	-20
ISRAEL	6	8	33	7	-13
ETHIOPIA	4	4	0	6	50
SUDAN	7	7	0	6	-14
MAURITIUS	4	4	0	5	25
LEBANON	3	2	-33	5	150
GHANA	4	4	0	4	0
MOROCCO	2	4	100	4	0
SENEGAL	1	2	100	4	100
ALGERIA	5	5	0	4	-20
MOZAMBIQUE	3	2	-33	3	50
UGANDA	4	4	0	3	-25
SYRIA	3	4	33	3	-25
MADAGASCAR	1	1	0	1	0
COTE D' IVOIRE	1	1	0	1	0
EXPORTS OF TOP COUNTIRES	207	218	5	234	7
CHAPTER WISE TOTAL EXPORT TO FOCUS REGION	207	218	5	236	8
% OF TOP EXPORTING COUNTRIES	100	100		99	

Source: DGCI&S

EXPORTS OF COSMETICS (CHAPTER 33), SOAP & TOILETRIES (CHAPTER 34) TO ASEAN COUNTRIES

FOR THE YEARS 2016-17, 2017-18 & 2018-19

USD in Million

Region / Country	2016-17 (Actual)	2017-18 (Actual)	%Increase/ Decrease over previous year	2018-19 (Provisional)	%Increase/ Decrease over previous year
SINGAPORE	61	74	21	68	-8
MALAYSIA	30	30	0	28	-7
INDONESIA	24	27	13	27	0
AUSTRALIA	19	20	5	20	0
THAILAND	14	27	93	19	-30
MYANMAR	11	9	-18	11	22
VIETNAM SOC REP	10	9	-10	11	22
PHILIPPINES	5	6	20	9	50
NEW ZEALAND	5	5	0	4	-20
CAMBODIA	1	1	0	1	0
EXPORTS OF TOP COUNTIRES	180	208	16	198	-5
CHAPTER WISE TOTAL EXPORT TO FOCUS REGION	180	208	16	199	-4
% OF TOP EXPORTING COUNTRIES	100	100		99	

Source: DGCI&S

EXPORTS OF COSMETICS (CHAPTER 33), SOAP & TOILETRIES (CHAPTER 34) TO CIS COUNTRIES

FOR THE YEARS 2016-17, 2017-18 & 2018-19

USD in Million

Region / Country	2016-17 (Actual)	2017-18 (Actual)	%Increase/ Decrease over previous year	2018-19 (Provisional)	%Increase/ Decrease over previous year
RUSSIA	13	13	0	14	8
UKRAINE	2	3	50	3	0
UZBEKISTAN	1	1	0	2	100
KAZAKHSTAN	0	1	0	1	0
KYRGHYZSTAN	1	0	-100	1	0
EXPORTS OF TOP COUNTIRES	16	18	13	20	11
CHAPTER WISE TOTAL EXPORT TO FOCUS REGION	18	19	6	21	11
% OF TOP EXPORTING COUNTRIES	89	95		95	

Source: DGCI&S

**EXPORTS OF COSMETICS (CHAPTER 33), SOAP & TOILETRIES (CHAPTER 34)
TO LAC COUNTRIES
FOR THE YEARS 2016-17, 2017-18 & 2018-19**

USD in Million

Region / Country	2016-17 (Actual)	2017-18 (Actual)	%Increase/ Decrease over previous year	2018-19 (Provisional)	%Increase/ Decrease over previous year
BRAZIL	21	28	33	27	-4
ARGENTINA	5	7	40	7	0
HAITI	7	8	14	5	-38
GUATEMALA	2	1	-50	4	300
COLOMBIA	3	4	33	4	0
HONDURAS	2	2	0	3	50
PARAGUAY	1	2	100	2	0
CHILE	1	1	0	2	100
PERU	2	2	0	2	0
SURINAME	1	1	0	1	0
URUGUAY	1	1	0	1	0
GUYANA	1	1	0	1	0
VENEZUELA	0	1	0	1	0
EXPORTS OF TOP COUNTIRES	47	59	26	60	2
CHAPTER WISE TOTAL EXPORT TO FOCUS REGION	49	61	24	62	2
% OF TOP EXPORTING COUNTRIES	96	97		97	

Source : DGCI&S

**EXPORTS OF COSMETICS (CHAPTER 33), SOAP & TOILETRIES (CHAPTER 34)
TO TOP EUROPEAN UNION COUNTRIES
FOR THE YEARS 2016-17, 2017-18 & 2018-19**

USD in Million

Region / Country	2016-17 (Actual)	2017-18 (Actual)	%Increase/ Decrease over previous year	2018-19 (Provisional)	%Increase/ Decrease over previous year
NETHERLAND	22	32	45	32	0
U K	25	26	4	29	12
GERMANY	12	22	83	25	14
BELGIUM	11	15	36	16	7
FRANCE	7	11	57	12	9
SPAIN	12	13	8	10	-23
ITALY	6	8	33	9	13
POLAND	8	10	25	6	-40
LATVIA	3	5	67	2	-60
SWEDEN	1	1	0	1	0
BULGARIA	1	1	0	1	0
SLOVENIA	1	1	0	1	0
PORTUGAL	0	0	0	1	0
CZECH REPUBLIC	1	0	0	1	0
ROMANIA	0	1	0	1	0
AUSTRIA	0	0	0	1	0
EXPORTS OF TOP COUNTIRES	110	146	33	148	1
CHAPTER WISE TOTAL EXPORT TO FOCUS REGION	114	150	32	148	-1
% OF TOP EXPORTING COUNTRIES	96	97		100	

SOURCE : DGC&S

**EXPORTS OF COSMETICS (CHAPTER 33), SOAP & TOILETRIES (CHAPTER 34)
TO NORTH AMERICA COUNTRIES
FOR THE YEARS 2016-17, 2017-18 & 2018-19**

USD in Million

Region / Country	2016-17 (Actual)	2017-18 (Actual)	%Increase/ Decrease over previous year	2018-19 (Provisional)	%Increase/ Decrease over previous year
CANADA	133	175	32	166	-5
MEXICO	9	13	44	12	-8
U S A	3	7	133	5	-29
EXPORTS OF TOP COUNTIRES	145	195	34	183	-6
CHAPTER WISE TOTAL EXPORT TO FOCUS REGION	145	195	34	184	-6
% OF TOP EXPORTING COUNTRIES	100	100		99	

Source: DGCI&S

**EXPORTS OF COSMETICS (CHAPTER 33), SOAP & TOILETRIES (CHAPTER 34)
TO GENERAL AREA
FOR THE YEARS 2016-17, 2017-18 & 2018-19**

USD in Million

Region / Country	2016-17 (Actual)	2017-18 (Actual)	%Increase/ Decrease over previous year	2018-19 (Provisional)	%Increase/ Decrease over previous year
BANGLADESH PR	87	98	13	105	7
NEPAL	95	98	3	101	3
SRI LANKA DSR	81	73	-10	74	1
PAKISTAN IR	52	61	17	52	-15
CHINA P RP	23	26	13	33	27
JAPAN	22	26	18	26	0
TURKEY	31	22	-29	23	5
KOREA RP	17	16	-6	15	-6
BHUTAN	4	6	50	6	0
AFGHANISTAN	4	5	25	6	20
TAIWAN	7	8	14	6	-25
IRAQ	6	6	0	6	0
MALDIVES	3	5	67	5	0
CONGO D. REP.	2	3	50	4	33
SOMALIA	1	2	100	3	50
SWITZERLAND	2	2	0	2	0
CAMEROON	1	1	0	2	100
GAMBIA	1	1	0	1	0
DJIBOUTI	1	0	0	1	0
GUINEA	0	1	0	1	0
MALAWI	3	1	-67	1	0
BENIN	1	0	-100	1	0
SIERRA LEONE	1	1	0	1	0
MALI	0	0	0	1	0
SWAZILAND	0	0	0	1	0
EXPORTS OF TOP COUNTIRES	445	462	4	477	3
CHAPTER WISE TOTAL EXPORT TO FOCUS REGION	448	467	4	478	2
% OF TOP EXPORTING COUNTRIES	99	99		100	

Source: DGCI&S

ESSENTIAL OILS (CHAPTER 33) EXPORTS TO TOP 15 COUNTRIES FOR THE YEARS 2016-17, 2017-18 & 2018-19

USD in Million

Region / Country	2016-17 (Actual)	2017-18 (Actual)	%Increase/ Decrease over previous year	2018-19 (Provisional)	%Increase/ Decrease over previous year
U S A	23	33	43	34	3
FRANCE	17	18	6	20	11
INDONESIA	15	14	-7	18	29
U ARAB EMTS	3	4	33	9	125
NIGERIA	2	4	100	6	50
SPAIN	3	4	33	5	25
U K	4	4	0	5	25
GERMANY	4	6	50	5	-17
SOUTH AFRICA	0	1	0	5	400
CHINA P RP	2	3	50	3	0
BANGLADESH PR	2	3	50	3	0
JAPAN	0	2	0	3	50
SAUDI ARAB	1	1	0	3	200
VIETNAM SOC REP	1	2	100	3	50
NETHERLAND	1	3	200	3	0
TOTAL EXPORTS OF ESSENTIAL OILS TO TOP COUNTRIES	78	102	31	125	23
CHEMEXCIL'S TOTAL EXPORTS	112	146	30	172	18
% OF TOP EXPORTING COUNTRIES	70	70		73	

SOURCE:DGCI&S

EXPORTS OF ESSENTIAL OILS (CHAPTER 33) THROUGH MAJOR PORTS FOR THE YEAR 2016-17, 2017-18 2018-19

USD in Million

Ports	2016-17 (Actual)	2017-18 (Actual)	%Increase/ Decrease over previous year	2018-19 (Provisional)	%Increase/ Decrease over previous year
NHAVA SHEVA SEA	14	24	66	29	19
DELHI AIR	17	22	34	25	12
ICD BANGALORE	18	16	-8	20	23
SEZ Dahej	0	3	0	16	409
CHENNAI AIR	11	11	-4	13	19
COCHIN SEA	6	8	32	11	47
DELHI (ICD)	4	11	141	7	-32
MUMBAI AIR	5	4	-10	6	43
COCHIN AIRPORT	6	7	25	6	-23
BANGALORE AIRPORT	5	4	-31	5	32
KOLKATA AIR	3	3	-23	4	64
SEZ Noida	0	0	0	4	0
TUTICORIN SEA	0	2	0	3	80
KOLKATA SEA	2	3	88	3	2
CHENNAI SEA	3	3	-4	3	2
ACC COIMBATORE	0	2	0	2	41
MUNDRA	0	2	0	2	35
ICD SABARMATI	1	2	76	1	-19
RAXAUL LAND	1	1	-24	1	59
HYDERABAD AIRPORT	0	1	129	1	104
JAIGAON	0	1	0	1	77
NAUTANWA (SONAULI)	0	0	0	1	184

SOURCE : DGCI&S

EXPORTS OF ESSENTIAL OILS (CHAPTER 33) TO AFRICA & WANA COUNTRIES FOR THE YEARS 2016-17, 2017-18 & 2018-19

USD in Million

Region / Country	2016-17 (Actual)	2017-18 (Actual)	%Increase/ Decrease over previous year	2018-19 (Provisional)	%Increase/ Decrease over previous year
NIGERIA	2	4	100	6	50
SOUTH AFRICA	0	1	0	5	400
UGANDA	2	2	0	2	0
EGYPT A RP	1	1	0	2	0
JORDAN	0	0	0	2	0
LEBANON	0	0	0	1	0
IRAN	0	1	0	1	0
GHANA	0	1	0	1	0
TANZANIA REP	1	1	0	1	0
ETHIOPIA	0	0	0	1	0
EXPORTS OF TOP COUNTIRES	6	11	83	22	100
CHAPTER WISE TOTAL EXPORT TO FOCUS REGION	9	13	44	23	77
% OF TOP EXPORTING COUNTRIES	67	85		96	

Source: DGCI&S

EXPORTS OF ESSENTIAL OIL (CHAPTER 33) TO ASEAN COUNTRIES FOR THE YEARS 2016-17, 2017-18 & 2018-19

USD in Million

Region / Country	2016-17 (Actual)	2017-18 (Actual)	%Increase/ Decrease over previous year	2018-19 (Provisional)	%Increase/ Decrease over previous year
INDONESIA	15	14	-7	18	29
VIETNAM SOC REP	1	2	100	3	50
SINGAPORE	2	3	50	3	0
AUSTRALIA	1	2	100	3	50
MYANMAR	1	1	0	1	0
THAILAND	1	1	0	1	0
MALAYSIA	1	1	0	1	0
EXPORTS OF TOP COUNTIRES	22	24	9	30	25
CHAPTER WISE TOTAL EXPORT TO FOCUS REGION	22	24	9	30	25
% OF TOP EXPORTING COUNTRIES	100	100		100	

Source: DGCI&S

EXPORTS OF ESSENTIAL OILS (CHAPTER 33) TO LAC COUNTRIES for the years 2016-17, 2017-18 & 2018-19

USD in Million

Region / Country	2016-17 (Actual)	2017-18 (Actual)	%Increase/ Decrease over previous year	2018-19 (Provisional)	%Increase/ Decrease over previous year
Brazil	1	2	0	1	-50
EXPORTS OF TOP COUNTIRES	1	2	0	1	-50
CHAPTER WISE TOTAL EXPORT TO FOCUS REGION	1	3	200	2	-33
% OF TOP EXPORTING COUNTRIES	100	67		50	

SOURCE:DGCI&S

EXPORTS OF ESSENTIAL OILS (CHAPTER 33) TO TOP EUROPEAN UNION COUNTRIES FOR THE YEARS 2016-17, 2017-18 & 2018-19

USD in Million

Region / Country	2016-17 (Actual)	2017-18 (Actual)	%Increase/ Decrease over previous year	2018-19 (Provisional)	%Increase/ Decrease over previous year
FRANCE	17	18	6	20	11
SPAIN	3	4	33	5	25
U K	4	4	0	5	25
GERMANY	4	6	50	5	-17
NETHERLAND	1	3	0	3	0
BELGIUM	0	1	0	1	0
ITALY	0	0		1	
EXPORTS OF TOP COUNTIRES	29	36	24	40	11
CHAPTER WISE TOTAL EXPORT TO FOCUS REGION	30	37	23	41	11
% OF TOP EXPORTING COUNTRIES	97	97		98	

SOURCE : DGCI&S

EXPORTS OF ESSENTIAL OILS (CHAPTER 33) TO NORTH AMERICA COUNTRIES FOR THE YEARS 2016-17, 2017-18 & 2018-19

USD in Million

Region / Country	2016-17 (Actual)	2017-18 (Actual)	%Increase/ Decrease over previous year	2018-19 (Provisional)	%Increase/ Decrease over previous year
U S A	23	33	44	34	5
CANADA	1	2	60	2	-21
MEXICO	0	0	0	1	0
EXPORTS OF TOP COUNTIRES	24	35	43	37	6
CHAPTER WISE TOTAL EXPORT TO FOCUS REGION	24	35	46	37	6
% OF TOP EXPORTING COUNTRIES	102	99		100	

Source: DGCI&S

EXPORTS OF ESSENTIAL OILS (CHAPTER 33) TO GENERAL AREA FOR THE YEARS 2016-17, 2017-18 & 2018-19

USD in Million

Region / Country	2016-17 (Actual)	2017-18 (Actual)	%Increase/ Decrease over previous year	2018-19 (Provisional)	%Increase/ Decrease over previous year
CHINA P RP	2	3	50	3	0
BANGLADESH PR	2	3	50	3	0
JAPAN	0	2	0	3	0
NEPAL	2	2	0	3	50
SRI LANKA DSR	1	2	100	3	50
PAKISTAN IR	1	1	0	2	100
SWITZERLAND	1	1	0	2	100
BHUTAN	0	1	0	1	0
KOREA RP	0	1	0	1	0
TURKEY	0	1	0	1	0
TAIWAN	0	0	0	1	0
EXPORTS OF TOP COUNTIRES	9	17	89	22	29
CHAPTER WISE TOTAL EXPORT TO FOCUS REGION	12	18	50	24	33
% OF TOP EXPORTING COUNTRIES	75	94		92	

SOURCE : DGCIS

OVERVIEW OF INDIAN CASTOR OIL INDUSTRY

India meets 90 per cent of the global demand of castor oil. India's exports of castor oil and derivatives are estimated to be worth over Rs 7,500 crore (\$ 1.1 billion) per annum. The global castor derivatives market estimated to be over \$3 billion is highly dependent on India.

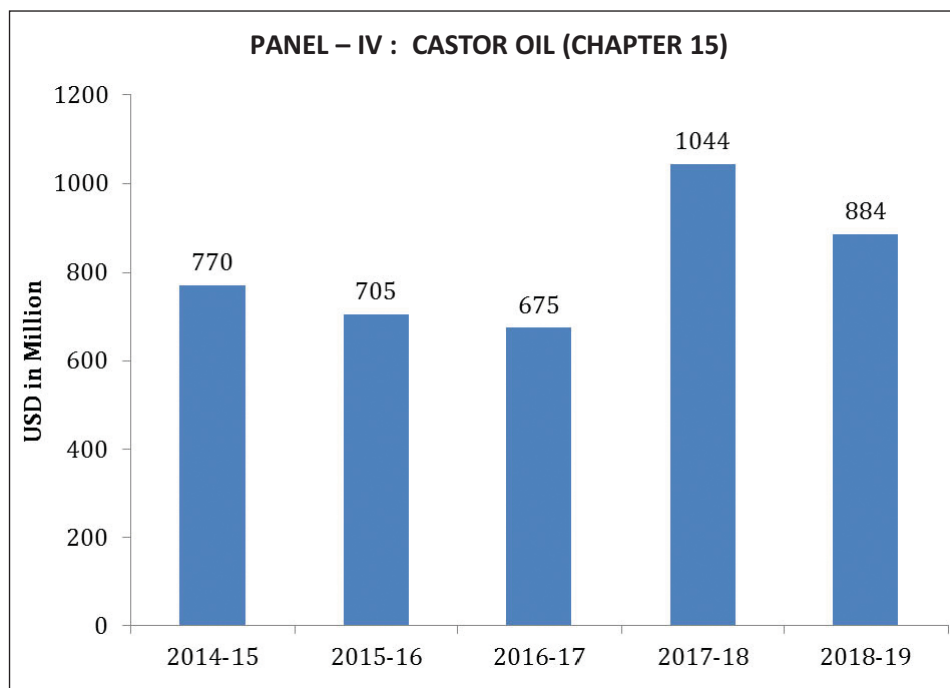
The global castor oil market is expected to grow at a CAGR of around 4.3% during 2018-2023. Currently, India represents the world's largest producer of Castor Oil followed by China and Brazil. Other major castor producing countries are Paraguay, Ethiopia, Philippines, Russia and Thailand. Further, most of the manufacturers are currently concentrated in India as it is the largest producer of castor oil as well as castor seeds.

Owing to its unique chemical structure and rich properties, Castor oil and its derivatives find uses in many industries such as cosmetics, food, lubricants, paints, agriculture, pharmaceuticals, perfumeries, inks & adhesives, textile chemicals, etc. After plant oils, castor oil is considered to be the most required oil. However, growing concerns pertaining to biofuels specially biodiesel and biopolymer across the globe is pushing castor oil.

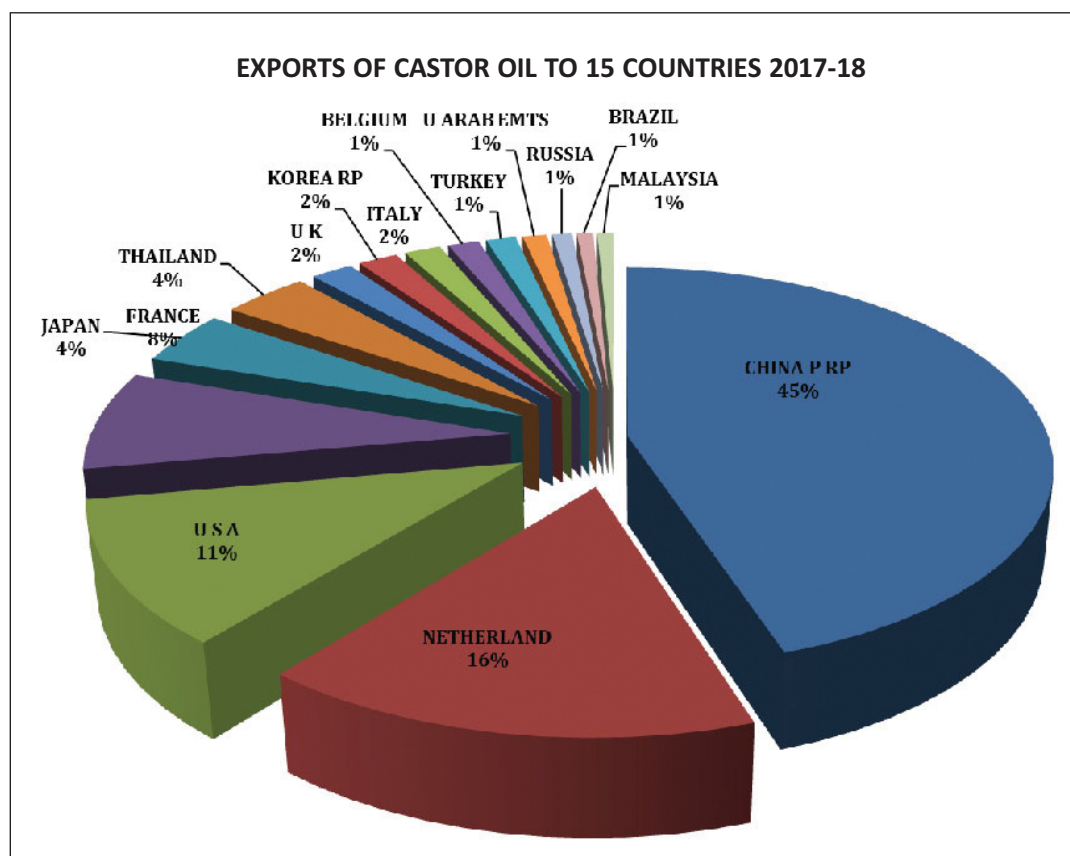
Castor Oil price is closely related to crude oil price and since Crude Oil price is going down it has also affected the price of Castor Oil realizing lower price than expected. However, recently Crude Oil prices having started firming up, it is hoped that Castor Oil price will come up and we will be in a position to realize higher and better price for export of Castor Oil from India.

Although there is apprehension about the downward trend in exports of Castor Oil, there is good opportunity for India for value added derivatives of castor oil if incentivized adequately.

The total export performance of Castor Oils and its derivatives during the period April 2018 to March, 2019 is US \$ 883.76 million as compared to US \$ 1043.99 million of the corresponding period of previous year, registering a shortfall of -15.35%.USD in Million



Year	2014-15	2015-16	2016-17	2017-18	2018-19
Export	770	705	675	1044	884



CASTOR OILS (CHAPTER 15) EXPORTS TO TOP 15 COUNTRIES FOR THE YEARS 2016-17, 2017-18 & 2018-19

USD in Million

Region / Country	2016-17 (Actual)	2017-18 (Actual)	%Increase/ Decrease over previous year	2018-19 (Provisional)	%Increase/ Decrease over previous year
CHINA P RP	265	424	60	375	-12
NETHERLAND	89	154	73	132	-14
U S A	73	110	51	95	-14
FRANCE	82	111	35	66	-40
JAPAN	25	39	56	36	-7
THAILAND	18	42	133	33	-22
U K	11	14	27	16	12
KOREA RP	11	16	45	15	-6
ITALY	14	18	29	14	-24
BELGIUM	19	14	-26	12	-16
TURKEY	8	14	75	11	-19
U ARAB EMTS	6	8	33	9	15
RUSSIA	5	8	60	8	-6
BRAZIL	6	15	150	6	-59
MALAYSIA	4	6	50	6	0
TOTAL EXPORTS OF CASTOR OIL TO TOP COUNTRIES	636	993	56	834	-16
CHEMEXCIL'S TOTAL EXPORTS	675	1044	55	884	-15
% OF TOP EXPORTING COUNTRIES	94	95		94	

SOURCE: DGCIS

EXPORTS OF CASTOR OIL (CHAPTER 15) THROUGH MAJOR PORTS FOR THE YEAR 2015-16, 2016-17 & 2017-18

USD in Million

Region / Country	2016-17 (Actual)	2017-18 (Actual)	%Increase/ Decrease over previous year	2018-19 (Provisional)	%Increase/ Decrease over previous year
MUNDRA	0	554	0	543	0
HAZIRA PORT, SURAT	0	11	0	12	0
ICD THAR DRY PORT	0	57	0	12	-78
KANDLA SEA	172	139	0	200	44
NHAVA SHEVA SEA	3	3	0	7	0
PIPAVAB(VICYOR)	0	55	0	39	0
SEZ Kandla	0	69	0	66	0

SOURCE : DGCI&S

EXPORTS OF CASTOR OIL (CHAPTER 15) TO AFRICA & WANA COUNTRIES FOR THE YEARS 2016-17, 2017-18 & 2018-19

USD in Million

Region / Country	2016-17 (Actual)	2017-18 (Actual)	%Increase/ Decrease over previous year	2018-19 (Provisional)	%Increase/ Decrease over previous year
SOUTH AFRICA	4	5	3	4	17
IRAN	3	2	46	4	-36
EGYPT A RP	2	2	-25	2	-7
ISRAEL	1	1	7	1	-15
EXPORTS OF TOP COUNTIRES	10	10	0	11	10
CHAPTER WISE TOTAL EXPORT TO FOCUS REGION	12	12	0	13	8
% OF TOP EXPORTING COUNTRIES	83	83		85	

Source: DGCI&S

EXPORTS OF CASTOR OIL (CHAPTER 15) TO ASEAN COUNTRIES FOR THE YEARS 2016-17, 2017-18 & 2018-19

USD in Million

Region / Country	2016-17 (Actual)	2017-18 (Actual)	%Increase/ Decrease over previous year	2018-19 (Provisional)	%Increase/ Decrease over previous year
THAILAND	18	42	-17	33	138
MALAYSIA	4	6	-82	6	61
INDONESIA	1	1	5	2	71
AUSTRALIA	2	3	4	2	37
SINGAPORE	2	3	23	2	52
VIETNAM SOC REP	1	1	8	1	45
EXPORTS OF TOP COUNTIRES	28	56	100	46	-18
CHAPTER WISE TOTAL EXPORT TO FOCUS REGION	28	58	107	47	-19
% OF TOP EXPORTING COUNTRIES	100	97		98	

Source: DGCI&S

EXPORTS OF CASTOR OIL (CHAPTER 15) TO CIS COUNTRIES FOR THE YEARS 2016-17, 2017-18 & 2018-19

USD in Million

Region / Country	2016-17 (Actual)	2017-18 (Actual)	%Increase/ Decrease over previous year	2018-19 (Provisional)	%Increase/ Decrease over previous year
RUSSIA	5	8	66	7	-15
UKRAINE	1	1	37	1	16
EXPORTS OF TOP COUNTIRES	6	9	63	8	-13
CHAPTER WISE TOTAL EXPORT TO FOCUS REGION	6	9	50	8	-11
% OF TOP EXPORTING COUNTRIES	92	100		98	

Source: DGCI&S

EXPORTS OF CASTOR OIL (CHAPTER 15) TO LAC COUNTRIES for the years 2016-17, 2017-18 & 2018-19

USD in Million

Region / Country	2016-17 (Actual)	2017-18 (Actual)	%Increase/ Decrease over previous year	2018-19 (Provisional)	%Increase/ Decrease over previous year
BRAZIL	6	15	150	6	-60
ARGENTINA	1	1	0	1	0
EXPORTS OF TOP COUNTIRES	7	16	129	7	-56
CHAPTER WISE TOTAL EXPORT TO FOCUS REGION	8	17	113	8	-53
% OF TOP EXPORTING COUNTRIES	88	94		88	

SOURCE:DGCI&S

EXPORTS OF CASTOR OIL (CHAPTER 15) TO TOP EUROPEAN UNION COUNTRIES FOR THE YEARS 2016-17, 2017-18 & 2018-19

USD in Million

Region / Country	2016-17 (Actual)	2017-18 (Actual)	%Increase/ Decrease over previous year	2018-19 (Provisional)	%Increase/ Decrease over previous year
NETHERLAND	89	154	73	132	-14
FRANCE	82	111	35	66	-41
U K	11	14	27	16	14
ITALY	14	18	29	14	-22
BELGIUM	19	14	-26	12	-14
GERMANY	3	4	33	6	50
SPAIN	2	4	100	2	-50
FINLAND	1	1	0	1	0
EXPORTS OF TOP COUNTIRES	221	320	45	249	-22
CHAPTER WISE TOTAL EXPORT TO FOCUS REGION	221	323	46	251	-22
% OF TOP EXPORTING COUNTRIES	100	99		99	

Source: DGCI&S

EXPORTS OF CASTOR OIL (CHAPTER 15) TO NORTH AMERICA COUNTRIES FOR THE YEARS 2016-17, 2017-18 & 2018-19

USD in Million

Region / Country	2016-17 (Actual)	2017-18 (Actual)	%Increase/ Decrease over previous year	2018-19 (Provisional)	%Increase/ Decrease over previous year
U S A	73	110	51	95	-14
MEXICO	3	4	33	4	0
CANADA	1	1	0	1	0
EXPORTS OF TOP COUNTIRES	77	115	49	100	-13
CHAPTER WISE TOTAL EXPORT TO FOCUS REGION	77	115	49	100	-13
% OF TOP EXPORTING COUNTRIES	100	100		100	

Source: DGCI&S

EXPORTS OF CASTOR OILS (CHAPTER 15) TO GENERAL AREAS FOR THE YEARS 2016-17, 2017-18 & 2018-19

USD in Million

Region / Country	2016-17 (Actual)	2017-18 (Actual)	%Increase/ Decrease over previous year	2018-19 (Provisional)	%Increase/ Decrease over previous year
CHINA P RP	265	424	60	375	-12
JAPAN	25	39	56	36	-8
KOREA RP	11	16	45	15	-6
TURKEY	8	14	75	11	-21
TAIWAN	4	5	25	3	-40
PAKISTAN IR	0	1	0	2	0
EXPORTS OF TOP COUNTIRES	313	499	59	442	-11
CHAPTER WISE TOTAL EXPORT TO FOCUS REGION	315	499	58	443	-11
% OF TOP EXPORTING COUNTRIES	99	100		100	

Source: DGCI&S

INDEPENDENT AUDITORS' REPORT

To the Members of
Basic Chemicals, Cosmetics & Dyes Export Promotion Council
(Formerly known as Basic Chemicals, Pharmaceuticals and Cosmetics Export Promotion Council)
(Limited by Guarantee)

Opinion

We have audited the financial statements of **Basic Chemicals, Cosmetics & Dyes Export Promotion Council** (hereinafter referred as “the Council”), which comprise the Balance Sheet as at 31st March, 2019, the statement of Income and Expenditure, and notes to the financial statements, including a summary of significant accounting policies and other explanatory information.

In our opinion and to the best of our information and according to the explanations given to us, the aforesaid financial statements give the information required by the Act in the manner so required and give a true and fair view in conformity with the accounting principles generally accepted in India, of the state of affairs of the Council as at 31st March, 2019 and the deficit/surplus of the Council for the year ended on that date.

Basis for Opinion

We conducted our audit in accordance with the Standards on Auditing (SAs) specified under Section 143(10) of the Act. Our responsibilities under those Standards are further described in the *Auditor's Responsibilities for the Audit of the Financial Statements* section of our report. We are independent of Council in accordance with the Code of Ethics issued by the Institute of Chartered Accountants of India together with the ethical requirements that are relevant to our audit of the financial statements under the provisions of the Act and the Rules thereunder, and we have fulfilled our other ethical responsibilities in accordance with these requirements and the Code of Ethics.

We believe that the audit evidence we have obtained is sufficient and appropriate to provide a basis for our opinion on the financial statements.

Other Matter

We draw your attention to note 19.2 regarding Jhansi Castle premises (Mumbai office) requiring repairs, arrears of rent provided aggregating of Rs.2,103,362 and Stale cheques of aggregating to Rs.2,003,843 thereof.

Information Other than the Financial Statements and Auditor's report thereon

Council's Committee of Administration is responsible for the preparation of other information. The Other information comprises the information like Export promotional activities, Activities of Head office and Regional offices etc., but does not include the financial statement and our auditor's report thereon.

Our opinion on the financial statements does not cover the other information and we do not express any form of assurance conclusion thereon.

In connection with our audit of the financial statements, our responsibility is to read the other information and, in doing so, consider whether the other information is materially inconsistent with the financial statements or our knowledge obtained during the course of our audit or otherwise appears to be materially misstated.

If, based on the work we have performed, we conclude that there is a material misstatement of this other information, we required to report that fact. We have nothing to report in this regard.

Responsibilities of Management and Those Charged with Governance for the Financial Statements

The Council's Committee of Administration is responsible for the matters stated in Section 134(5) of the Act, with respect to the preparation of these financial statements that give a true and fair view of the financial position and income and expenditure of Council in accordance with accounting principles generally accepted in India including the Accounting Standards specified under Section 133 of the Act, read with Rule 7 of the Companies (Accounts) Rule, 2014. This responsibility also includes maintenance of adequate accounting records in accordance with the provisions of the Act for safeguarding of the assets of Council and for preventing and detecting frauds and other irregularities; selection and application of appropriate accounting policies; making judgments and estimates that are reasonable and prudent; and design, implementation and maintenance of adequate internal financial controls, that were operating effectively for ensuring the accuracy and completeness of the accounting records, relevant to the preparation and presentation of the financial statements that give a true and fair view and are free from material misstatement, whether due to fraud or error.

Auditor's Responsibilities for the Audit of the Financial Statements

Our objectives are to obtain reasonable assurance about whether the financial statements as a whole are free from material misstatement, whether due to fraud or error, and to issue an auditor's report that

includes our opinion. Reasonable assurance is a high level of assurance, but is not a guarantee that an audit conducted in accordance with SAs will always detect a material misstatement when it exists. Misstatements can arise from fraud or error and are considered material if, individually or in the aggregate, they could reasonably be expected to influence the economic decisions of users taken on the basis of these financial statements.

As part of an audit in accordance with SAs, we exercise professional judgment and maintain professional scepticism throughout the audit. We also:

- Identify and assess the risks of material misstatement of the financial statements, whether due to fraud or error, design and perform audit procedures responsive to those risks, and obtain audit evidence that is sufficient and appropriate to provide a basis for our opinion. The risk of not detecting a material misstatement resulting from fraud is higher than for one resulting from error, as fraud may involve collusion, forgery, intentional omissions, misrepresentations, or the override of internal control.
- Obtain an understanding of internal control relevant to the audit in order to design audit procedures that are appropriate in the circumstances.
- Evaluate the appropriateness of accounting policies used and the reasonableness of accounting estimates and related disclosures made by management.
- Conclude on the appropriateness of management's use of the going concern basis of accounting and, based on the audit evidence obtained, whether a material uncertainty exists related to events or conditions that may cast significant doubt on Council's ability to continue as a going concern. If we conclude that a material uncertainty exists, we are required to draw attention in our auditor's report to the related disclosures in the financial statements or, if such disclosures are inadequate, to modify our opinion. Our conclusions are based on the audit evidence obtained up to the date of our auditor's report. However, future events or conditions may cause Council to cease to continue as a going concern.
- Evaluate the overall presentation, structure and content of the financial statements, including the disclosures, and whether the financial statements represent the underlying transactions and events in a manner that achieves fair presentation.

Materiality is the magnitude of misstatements in the financial statements that individually or in aggregate makes it probable that the economic decisions of a reasonably knowledgeable user of the financial statements may be influenced. We consider quantitative materiality and qualitative factors in (i) Planning the scope of our audit work and in evaluating the results of our work and (ii) To evaluate the effect of any identified misstatements in the financial statements.

We communicate with those charged with governance regarding, among other matters, the planned scope and timing of the audit and significant audit findings, including any significant deficiencies in internal control that we identify during our audit.

We also provide those charged with governance with a statement that we have complied with relevant ethical requirements regarding independence, and to communicate with them all relationships and other matters that may reasonably be thought to bear on our independence, and where applicable, related safeguards.

Report on Other Legal and Regulatory Requirements

1. As the Council is registered under Section 8 of the Act, the clauses under Companies (Auditor's Report) Order, 2016 ("the Order") are not applicable.
2. As required by Section 143(3) of the Act, we report that:
 - (a) We have sought and obtained all the information and explanations which to the best of our knowledge and belief were necessary for the purposes of our audit.
 - (b) In our opinion, proper books of account as required by law have been kept by Council so far as it appears from our examination of those books.
 - (c) The Balance Sheet, the statement of Income and Expenditure, dealt with by this Report are in agreement with the books of account.
 - (d) In our opinion, the Balance Sheet and the Statement of Income and Expenditure comply with the Accounting Standards specified under Section 133 of the Act, read with rule 7 of the Companies (Accounts) Rules, 2014.
 - (e) In our opinion, Section 164(2) of the Act in respect of reporting on disqualification of the Directors as provided under Section 164(2) of the Act is not applicable to the Council as it is registered under Section 8 of the Act.
 - (f) With respect to the adequacy of the internal financial controls over financial reporting of the Council and operating effectiveness of such controls, refer to our separate Report in "Annexure A".
 - (g) In our opinion, Section 197(16) of the Act in respect of remuneration payable to its directors as provided under Section 197(16) of the Act is not applicable to the Council as it is registered under Section 8 of the Act.



- (h) With respect to the other matters to be included in the Auditor's Report in accordance with Rule 11 of the Companies (Audit and Auditors) Rules, 2014, in our opinion and to the best of our information and according to the explanations given to us:
- i. Council has disclosed the impact of pending litigations on its financial statements (Refer Note 18.3 to the financial statements)
 - ii. Council did not have any long-term contracts including derivative contracts for which there were any material foreseeable losses.
 - iii. There were no amounts which were required to be transferred to the Investor Education and Protection Fund by Council.

For LODHA & COMPANY
CHARTERED ACCOUNTANTS
(ICAI Firm Registration No: 301051E)

(R.P. Baradiya)
PARTNER
Membership No: 44101
UDIN# 19044101AAAADD8297

Place : Mumbai
Date : 30th August, 2019

Annexure - A to the Auditors' Report on the Internal Financial Controls under Clause (i) of Sub-section 3 of Section 143 of the Companies Act, 2013 ("the Act")

We have audited the internal financial controls over financial reporting of **Basic Chemicals, Cosmetics and Dyes Export Promotion Council** ("the Council") as of 31st March, 2019 in conjunction with our audit of the financial statements of the Council for the year ended on that date.

Management's Responsibility for Internal Financial Controls

The Council's Committee of Administration is responsible for establishing and maintaining internal financial controls based on the internal control over financial reporting criteria established by the Council considering the essential components of internal control stated in the Guidance Note on Audit of Internal Financial Controls Over Financial Reporting issued by the Institute of Chartered Accountants of India ('ICAI'). These responsibilities include the design, implementation and maintenance of adequate internal financial controls that were operating effectively for ensuring the orderly and efficient conduct of its business, including adherence to Council's policies, the safeguarding of its assets, the prevention and detection of frauds and errors, the accuracy and completeness of the accounting records, and the timely preparation of reliable financial information, as required under the Companies Act, 2013.

Auditors' Responsibility

Our responsibility is to express an opinion on the Council's internal financial controls over financial reporting based on our audit. We conducted our audit in accordance with the Guidance Note on Audit of Internal Financial Controls over Financial Reporting (the "Guidance Note") and the Standards on Auditing, issued by ICAI and deemed to be prescribed under Section 143(10) of the Companies Act, 2013, to the extent applicable to an audit of internal financial controls, both applicable to an audit of Internal Financial Controls and, both issued by the Institute of Chartered Accountants of India. Those Standards and the Guidance Note require that we comply with ethical requirements and plan and perform the audit to obtain reasonable assurance about whether adequate internal financial controls over financial reporting was established and maintained and if such controls operated effectively in all material respects.

Our audit involves performing procedures to obtain audit evidence about the adequacy of the internal financial controls system over financial reporting and their operating effectiveness. Our audit of internal financial controls over financial reporting included obtaining an understanding of internal financial controls over financial reporting, assessing the risk that a material weakness exists, and testing and evaluating the design and operating effectiveness of internal control based on the assessed risk. The procedures selected depend on the auditor's judgment, including the assessment of the risks of material misstatement of the financial statements, whether due to fraud or error. We believe that the audit evidence we have obtained is sufficient and appropriate to provide a basis for our audit opinion on the Council's internal financial controls system over financial reporting.

Meaning of Internal Financial Controls over Financial Reporting

A Council's internal financial control over financial reporting is a process designed to provide reasonable assurance regarding the reliability of financial reporting and the preparation of financial statements for external purposes in accordance with generally accepted accounting principles. A Council's internal financial control over financial reporting includes those policies and procedures that (1) pertain to the maintenance of records that, in reasonable detail, accurately and fairly reflect the transactions and dispositions of the assets of the Council; (2) provide reasonable assurance that transactions are recorded as necessary to permit preparation of financial statements in accordance with generally accepted accounting principles, and that receipts and expenditures of the Council are being made only in accordance with authorisations of management and directors of the Council; and (3) provide reasonable assurance regarding prevention or timely detection of unauthorised acquisition, use, or disposition of the Council's assets that could have a material effect on the financial statements.

Inherent Limitations of Internal Financial Controls Over Financial Reporting

Because of the inherent limitations of internal financial controls over financial reporting, including the possibility of collusion or improper management override of controls, material misstatements due to error or fraud may occur and not be detected. Also, projections of any evaluation of the internal financial controls over financial reporting to future periods are subject to the risk that the internal financial control over financial reporting may become inadequate because of changes in conditions, or that the degree of compliance with the policies or procedures may deteriorate.

Opinion

In our opinion, the Council has broadly, in all material respects, an adequate internal financial controls system over financial reporting and such internal financial controls over financial reporting were operating effectively as at 31st March, 2019, based on the internal control over financial reporting criteria established by the Council considering the essential components of internal control stated in the Guidance Note on Audit of Internal Financial Controls Over Financial Reporting issued by the Institute of Chartered Accountants of India except that it needs improvements in the internal control procedures, financial accounting/reporting activities, statutory compliances; and to have the Information Systems Audit to ensure the security, authenticity etc. of the various data, documents and records maintained by the Council. [Refer Note No. 19.10 (a) of Notes to Financial Statements]

For LODHA & COMPANY
CHARTERED ACCOUNTANTS
(ICAI Firm Registration No: 301051E)

(R.P. Baradiya)
PARTNER
Membership No: 44101
UDIN# 19044101AAAADD8297

Place : Mumbai

Date : 30th August, 2019

BASIC CHEMICALS COSMETICS AND DYES EXPORT PROMOTION COUNCIL
(Formerly known as Basic Chemicals, Pharmaceuticals And Cosmetics Export Promotion Council)

(LIMITED BY GUARANTEE)
CIN NO. - U91110MH1963NPL012677

BALANCE SHEET AS AT 31ST MARCH, 2019

(Amount in Rs.)

	Particulars	Note No.	As at 31 st March, 2019	As at 31 st March, 2018
I.	CORPUS/CAPITAL FUND AND LIABILITIES			
	Corpus/Capital Fund:			
	(a) Reserves and surplus	2	188,303,202	197,705,750
	Current liabilities:			
	(a) Trade payables	3		
	(from activities of the Council)			
	– Total outstanding dues of micro enterprises and small enterprises		–	–
	– Total outstanding dues of creditors other than micro enterprises and small enterprises		15,433,084	12,290,304
	(b) Other current liabilities	4	58,317,249	61,768,909
	(c) Short-term provisions	5	19,765,856	18,958,522
	Total		281,819,391	290,723,485
II.	ASSETS			
	Non-current assets:			
	(a) Property, Plant & Equipments	6		
	(i) Tangible assets		49,932,968	8,055,007
	(ii) Intangible assets		62,841	170,579
	(b) Long-term loans and advances	7	59,946,830	90,944,615
	(c) Other non-current assets	8	2,650,033	5,577,885
	Current assets:			
	(a) Trade receivables			
	(from activities of the Council)	9	5,587,596	4,051,334
	(b) Cash and cash equivalents	10	75,849,145	101,065,383
	(c) Short-term loans and advances	11	43,604,293	41,864,127
	(d) Other current assets	12	44,185,685	38,994,555
	Total		281,819,391	290,723,485
	Significant Accounting Policies and Notes to Financial Statements	1 to 19		

Notes annexed form an integral part of Financial Statements

For LODHA & COMPANY

Chartered Accountants

(R.P.BARADIYA)

Partner

Membership No:-44101

(AJAY K. KADAKIA)

Chairman

(S.G.MOKASHI)

Addl. Vice Chairman

(S.G.BHARADI)

Executive Director

Place: Mumbai

Date: 30th August, 2019

BASIC CHEMICALS COSMETICS AND DYES EXPORT PROMOTION COUNCIL
(Formerly known as Basic Chemicals, Pharmaceuticals And Cosmetics Export Promotion Council)
(LIMITED BY GUARANTEE)
CIN NO. - U91110MH1963NPL012677

STATEMENT OF INCOME AND EXPENDITURE FOR THE YEAR ENDED 31st MARCH, 2019

(Amount in Rs.)

	Particulars	Note No.	As at 31 st March, 2019	As at 31 st March, 2018
	Income from code activities	13	205,630,707	182,832,507
	Other income	14	10,807,223	6,523,174
(A)	Total Revenue		216,437,930	189,355,681
	Expenses:			
	Expenses on code activities	15	173,523,266	111,166,133
	Establishment expense	16	40,555,409	38,375,220
	Finance costs	17	219,075	6,891,169
	Depreciation and amortization expense	6	1,012,244	1,234,341
	Other expenses	18	19,586,416	18,702,254
(B)	Total Expenses		234,896,410	176,369,117
(C)	Surplus/(Deficit) before tax (A-B)		(18,458,480)	12,986,564
(D)	Surplus/(Deficit) after tax		(18,458,480)	12,986,564
	Significant Accounting Policies and Notes to Financial Statements	1 to 19		

Notes annexed form an integral part of Financial Statements

For LODHA & COMPANY

Chartered Accountants

(R.P.BARADIYA)

Partner

Membership No:-44101

(AJAY K. KADAKIA)

Chairman

(S.G.MOKASHI)

Addl. Vice Chairman

(S.G.BHARADI)

Executive Director

Place: Mumbai

Date: 30th August, 2019

BASIC CHEMICALS COSMETICS AND DYES EXPORT PROMOTION COUNCIL
(Formerly known as Basic Chemicals, Pharmaceuticals And Cosmetics Export Promotion Council)
(LIMITED BY GUARANTEE)
CIN NO. - U91110MH1963NPL012677

NOTES FORMING PART OF FINANCIAL STATEMENTS

Note 2: Reserves and surplus

(Amount in Rs.)

Particulars	As at 31 st March, 2019	As at 31 st March, 2018
Earmarked Funds-Chemexcil Building Fund		
Opening Balance	117,775,932	109,318,866
(+) Interest on Fixed Deposits against Earmarked Funds	7,610,232	8,457,066
(-) Fund Transferred to General Reserve on acquisition of Buildings	(41,846,493)	—
Closing Balance	83,539,671	117,775,932
General Reserve		
Opening Balance	31,637,971	30,521,971
(+) Entrance Fees received from new members	1,445,700	1,116,000
(+) Fund transferred for Building Reserve on acquisition of Buildings	41,846,493	—
Closing Balance	74,930,164	31,637,971
Surplus		
Opening balance	48,291,847	35,305,283
(+) Surplus/(Deficit) for the year	(18,458,480)	12,986,564
Closing Balance	29,833,367	48,291,847
Grand Total	188,303,202	197,705,750

Note:

Earmarked Funds-Chemexcil Building Fund is Voluntary contribution from surplus of fund/ Interest on earmarked fund which is a part of 15% accumulation of fund set apart in terms of Section 11(2) of the Income Tax Act, (1961)

BASIC CHEMICALS COSMETICS AND DYES EXPORT PROMOTION COUNCIL
(Formerly known as Basic Chemicals, Pharmaceuticals And Cosmetics Export Promotion Council)
(LIMITED BY GUARANTEE)
CIN NO. - U91110MH1963NPL012677

NOTES FORMING PART OF FINANCIAL STATEMENTS

Note 3: Trade payables (from activities of the Council)

(Amount in Rs.)

Particulars	As at 31 st March, 2019	As at 31 st March, 2018
– Total outstanding dues of micro enterprises and small enterprises	–	–
– Total outstanding dues of creditors other than micro enterprises and small enterprises	15,433,084	12,290,304
Total	15,433,084	12,290,304

Note:

Disclosure of Trade payable as defined under the “Micro, Small and Medium Enterprises Development Act, 2006” (“the Act”) is based on the information available with the company regarding the status of registration of such vendors under the Act, as per the intimation received from them on request made by the company.

Note 4: Other current liabilities

(Amount in Rs.)

Particulars	As at 31 st March, 2019	As at 31 st March, 2018
Members’ Advance towards Projects/Activities	46,011,500	47,644,700
Membership Subscription received in Advance	237,500	441,000
Statutory dues payable	228,880	506,730
Amount due to Members/Government (refer note 19.6)	4,019,296	4,579,296
Rent payable/stale cheques (Refer note 19.2(b) (ii))	2,003,843	2,679,153
Other current liabilities	5,816,230	5,918,030
Total	58,317,249	61,768,909

Note 5: Short-term provisions

(Amount in Rs.)

Particulars	As at 31 st March, 2019	As at 31 st March, 2018
Provision for employee benefits:		
Gratuity	1,565,512	822,287
Leave Entitlement	18,200,344	18,136,235
Total	19,765,856	18,958,522

BASIC CHEMICALS COSMETICS AND DYES EXPORT PROMOTION COUNCIL
(Formerly known as Basic Chemicals, Pharmaceuticals And Cosmetics Export Promotion Council)
(LIMITED BY GUARANTEE)
CIN NO. - U91110MH1963NPL012677

NOTES FORMING PART OF FINANCIAL STATEMENTS

Note 6: Property, Plant & Equipments:

(Amount in Rs.)

	Gross Block (At Cost)			Accumulated Depreciation/Amortisation				Net Block	
	As at 1 st April, 2018	Additions	Deductions/ Adjustments	As at 31 st March, 2019	As at 1 st April, 2018	Depreciation/ Amortisation charge for the year	On deductions/ Adjustments	As at 31 st March, 2019	As at 31 st March, 2018
Tangible Assets:									
Buildings*	11,030,555	41,846,493	-	52,877,048	3,887,147	568,945	-	4,456,092	7,143,408
Furniture and Fixtures	1,288,811	866,000	8,000	2,146,811	911,014	111,941	8,000	1,014,955	377,797
Vehicles	745,720	-	-	745,720	687,675	19,851	-	707,526	58,045
Office equipment/ Air Conditioners	2,145,460	78,166	163,854	2,059,772	1,751,006	152,421	155,662	1,747,765	394,454
Computers	2,963,789	-	490,336	2,473,453	2,882,486	51,351	490,336	2,443,501	81,303
Total	18,174,335	42,790,659	662,190	60,302,804	10,119,328	904,509	653,998	49,932,968	8,055,007
Intangible Assets:									
Computer software	1,564,465	-	-	1,564,465	1,393,889	107,735	-	1,501,624	170,579
Total	1,564,465	-	-	1,564,465	1,393,889	107,735	-	1,501,624	170,579
Grand Total	19,738,800	42,790,659	662,190	61,867,269	11,513,217	1,012,244	653,998	49,995,809	8,225,586

* Includes 300 Equity Shares of Rs. 3000 (Rs. 10 each) in Pruthvi Constructions and Developers Private Limited in respect of Ahmedabad office premises [Gross Block Rs.813,651 & Net Block Rs. 367,171].

BASIC CHEMICALS COSMETICS AND DYES EXPORT PROMOTION COUNCIL
(Formerly known as Basic Chemicals, Pharmaceuticals And Cosmetics Export Promotion Council)

(LIMITED BY GUARANTEE)

CIN NO. - U91110MH1963NPL012677

NOTES FORMING PART OF FINANCIAL STATEMENTS

Note 6: Property, Plant & Equipments:

(Amount in Rs.)

Particulars	Gross Block (At Cost)			Accumulated Depreciation/Amortisation				Net Block	
	As at 1 st April, 2017	Additions	Deductions/ Adjustments	As at 31 st March, 2018	As at 1 st April, 2017	Depreciation/ Amortisation charge for the year	On deductions/ Adjustments	As at 31 st March, 2018	As at 31 st March, 2017
Tangible Assets:									
Buildings*	11,030,555	-	-	11,030,555	3,531,219	355,928	-	3,887,147	7,499,336
Furniture and Fixtures	1,281,002	39,725	31,916	1,288,811	817,430	125,500	31,916	911,014	463,572
Vehicles	745,720	-	-	745,720	657,507	30,168	-	687,675	88,213
Office equipment /									
Air Conditioners	2,500,081	70,794	425,415	2,145,460	1,911,876	264,545	425,415	1,751,006	588,205
Computers	3,795,737	37,050	868,998	2,963,789	3,585,723	165,761	868,998	2,882,486	210,014
Total	19,353,095	147,569	1,326,329	18,174,335	10,503,755	941,902	1,326,329	10,119,328	8,849,340
Intangible Assets:									
Computer software	1,132,181	463,015	30,731	1,564,465	1,132,181	292,439	30,731	1,393,889	-
Total	1,132,181	463,015	30,731	1,564,465	1,132,181	292,439	30,731	1,393,889	-
Grand Total	20,485,276	610,584	1,357,060	19,738,800	11,635,936	1,234,341	1,357,060	11,513,217	8,849,340

* Includes 300 Equity Shares of Rs. 3000 (Rs. 10 each) in Pruthvi Constructions and Developers Private Limited in respect of Ahmedabad office premises [Gross Block Rs.813,651 & Net Block Rs. 367,171].

BASIC CHEMICALS COSMETICS AND DYES EXPORT PROMOTION COUNCIL
(Formerly known as Basic Chemicals, Pharmaceuticals And Cosmetics Export Promotion Council)
(LIMITED BY GUARANTEE)
CIN NO. - U91110MH1963NPL012677

NOTES FORMING PART OF FINANCIAL STATEMENTS

Note 7: Long-term loans and advances

(Amount in Rs.)

Particulars	As at 31 st March, 2019	As at 31 st March, 2018
(Unsecured, considered good)		
Security Deposits	17,024	134,022
Fixed Deposit with HDFC LTD with original maturity of more than 12 months*	35,986,456	73,375,357
TDS Receivable	23,943,350	17,435,236
Total	59,946,830	90,944,615

* Fixed Deposit against earmarked funds of Rs. 35,986,456 (P.Y. Rs 73,375,357)

Note 8: Other non-current assets

(Amount in Rs.)

Particulars	As at 31 st March, 2019	As at 31 st March, 2018
Other		
Interest Accrued but not due on fixed deposits with original maturity of more than 12 months*	2,650,033	5,577,885
Total	2,650,033	5,577,885

* Interest accrued on Fixed Deposit against earmarked fund Rs. 2,650,033 (P.Y. Rs. 5,577,885)

Note 9: Trade receivables (from activities of the Council)

(Amount in Rs.)

Particulars	As at 31 st March, 2019	As at 31 st March, 2018
(Unsecured)		
Outstanding for a period less than six months from the date they are due for payment	5,587,596	4,051,334
Total	5,587,596	4,051,334

BASIC CHEMICALS COSMETICS AND DYES EXPORT PROMOTION COUNCIL
(Formerly known as Basic Chemicals, Pharmaceuticals And Cosmetics Export Promotion Council)
(LIMITED BY GUARANTEE)
CIN NO. - U91110MH1963NPL012677

NOTES FORMING PART OF FINANCIAL STATEMENTS

Note 10: Cash and cash equivalents

(Amount in Rs.)

Particulars	As at 31 st March, 2019	As at 31 st March, 2018
Balances with banks:		
in Current Accounts	13,538,638	5,161,479
in Fixed Deposits	62,219,137	95,798,574
Stamp in Hand	65,444	90,247
Cash in Hand	25,926	15,083
Total	75,849,145	101,065,383

Note 11: Short-term loans and advances

(Amount in Rs.)

Particulars	As at 31 st March, 2019	As at 31 st March, 2018
(Unsecured, considered good)		
Advances to be recovered from employees	199,902	197,402
Advances For Exhibition	43,404,391	41,666,725
Total	43,604,293	41,864,127

Note 12: Other current assets

(Amount in Rs.)

Particulars	As at 31 st March, 2019	As at 31 st March, 2018
Balance in Fixed Deposits*		
- Against Earmarked Fund	71,269,565	102,932,222
<i>Less: Fixed Deposits with original maturity of more than 12 months transferred to Long Term Loans & Advances</i>	(35,986,456)	(73,375,357)
Interest Accrued but not due on fixed deposits**	4,679,986	8,044,605
Prepaid Expenses	1,090,537	1,069,603
Balances with Government authorities	2,505,545	323,482
Interest on Income tax Receivable	626,508	-
Total	44,185,685	38,994,555

* Fixed Deposit against earmarked funds of Rs. 45,566,217 (P.Y. Rs. 29,556,865)

** Interest accrued on Fixed Deposit against earmarked fund Rs.3,910,113 (P.Y. Rs. 6,810,768)

BASIC CHEMICALS COSMETICS AND DYES EXPORT PROMOTION COUNCIL
(Formerly known as Basic Chemicals, Pharmaceuticals And Cosmetics Export Promotion Council)
(LIMITED BY GUARANTEE)
CIN NO. - U91110MH1963NPL012677

NOTES FORMING PART OF FINANCIAL STATEMENTS

Note 13: Income From Code Activities

(Amount in Rs.)

Particulars	For the year ended 31 st March, 2019	For the year ended 31 st March, 2018
Contribution from Members for Council specific activities:		
a. Participation charges for Exhibitions/ Trade Fairs/Functions outside India	99,361,739	94,226,190
b. Participation charges for Exhibitions in India	14,002,459	-
c. Participation charges for Buyer-Seller Meets to Abroad	990,000	-
d. Processing Fees for reimbursement of REACH ECHA/ MAI Grant	157,500	924,591
e. Participation Fees for Seminars	37,000	2,640
f. Delegation from abroad in India	631,500	-
Grants (Central Government):		
a. Grant received under Market Access Incentive (Net of Refund):		
For F.Y. 2017-2018 (Previous year for 2016-2017)	2,584,332	9,777,060
For F.Y. 2018-2019 (Previous year for 2017-2018)	50,974,575	40,551,696
Annual Subscription Fees	36,834,500	37,321,500
Other operating income	57,102	28,830
Total	205,630,707	182,832,507

Note 14: Other Income

(Amount in Rs.)

Particulars	For the year ended 31 st March, 2019	For the year ended 31 st March, 2018
Interest Income		
a) On Fixed Deposits	13,921,922	14,900,432
<i>Less: Transferred to Earmarked Fund</i>	(7,610,232)	(8,457,066)
Gain/Loss on sale of fixed assets	5,693	-
Interest on Income Tax Refundable	626,508	-
Liabilities no longer required written back	3,856,648	67,007
Miscellaneous Income	6,684	12,801
Total	10,807,223	6,523,174

Note 15: Expenses on Code Activities

(Amount in Rs.)

Particulars	For the year ended 31 st March, 2019	For the year ended 31 st March, 2018
Expenses on exhibitions/trade fairs outside India	114,036,070	109,578,955
Expenses on exhibitions in India	54,329,219	-
Expenses on Buyer-Seller Meet abroad	1,571,644	-
Export promotion seminar and meeting	906,029	1,587,178
Export Award Expenses	2,680,304	-
Total	173,523,266	111,166,133

BASIC CHEMICALS COSMETICS AND DYES EXPORT PROMOTION COUNCIL
(Formerly known as Basic Chemicals, Pharmaceuticals And Cosmetics Export Promotion Council)
(LIMITED BY GUARANTEE)
CIN NO. - U91110MH1963NPL012677

NOTES FORMING PART OF FINANCIAL STATEMENTS

Note 16: Establishment Expense

(Amount in Rs.)

Particulars	For the year ended 31 st March, 2019	For the year ended 31 st March, 2018
Pay and allowance	28,445,001	27,283,556
Outsourced Personnel Expenses	5,474,767	4,663,333
Contribution to provident fund	2,450,052	2,480,309
Contribution to labour welfare fund	936	936
Staff welfare expenses	402,480	404,083
Gratuity (Refer note 19.15)	1,565,512	822,287
Leave travel concession	133,953	146,514
Leave entitlement	1,657,818	2,124,504
Medical benefits	424,890	449,698
Total	40,555,409	38,375,220

Note 17: Finance Costs

(Amount in Rs.)

Particulars	For the year ended 31 st March, 2019	For the year ended 31 st March, 2018
Interest paid/payable		
On Unutilised Govt. Grant	24,268	6,874,149
On Statutory dues	194,807	17,020
Total	219,075	6,891,169

BASIC CHEMICALS COSMETICS AND DYES EXPORT PROMOTION COUNCIL
(Formerly known as Basic Chemicals, Pharmaceuticals And Cosmetics Export Promotion Council)
(LIMITED BY GUARANTEE)
CIN NO. - U91110MH1963NPL012677

NOTES FORMING PART OF FINANCIAL STATEMENTS

Note 18: Other Expense

(Amount in Rs.)

Particulars	For the year ended 31 st March, 2019	For the year ended 31 st March, 2018
Rent		
For Current Financial Year	1,345,587	600,526
Arrears of Rent/Taxes (Refer note 19.2 (b))	7,267,540	4,276,231
Repairs to buildings	70,600	166,315
Other Repairs	770,319	703,482
Electricity	442,406	504,879
Insurance	738,487	466,584
Rates and taxes	139,747	116,333
Telephone & Communication	997,535	994,801
Website Expenses	443,940	499,031
Travelling & Conveyance	926,041	882,204
Legal & Professional Charges	1,208,927	1,285,426
Debit balances written off		
Input Tax Credit (Cenvat)	-	1,622,444
Sundry Recoverables written off	-	968,798
Tax for Earlier Years	-	1,146,320
Auditors' Remuneration*	382,380	381,270
Printing, Stationery and Books & Periodicals	1,730,426	1,344,337
Advertisement/Publication for use in India	866,535	743,024
Regional Offices Expenses other than Establishment Expenses (Refer Note 19.14)	1,204,413	1,059,566
Arrears of Water Charges	250,300	-
Miscellaneous Expenses	801,234	940,683
Total	19,586,417	18,702,254

***Auditors' Remuneration**

(Amount in Rs.)

Particulars	For the year ended 31 st March, 2019	For the year ended 31 st March, 2018
Audit Fees	250,000	250,000
Certification fees	100,000	100,000
Out of Pocket Expenses (Including GST)	32,380	31,270
Total	382,380	381,270

BASIC CHEMICALS COSMETICS AND DYES EXPORT PROMOTION COUNCIL
(Formerly known as Basic Chemicals, Pharmaceuticals And Cosmetics Export Promotion Council)
(LIMITED BY GUARANTEE)
CIN NO. - U91110MH1963NPL012677

NOTES FORMING PART OF FINANCIAL STATEMENTS

1. Significant Accounting Policies:

1.1 Council's Information:

Basic Chemicals, Cosmetics & Dyes Export Promotion Council popularly known as CHEMEXCIL is set up by the Ministry of Commerce & Industry Government of India in the year 1963 with the objective of promoting exports of the Dyes and Dye Intermediates, Basic Inorganic & Organic Chemicals, including Agrochemicals, Cosmetics, Soaps, Toiletries & Essential Oils, Speciality Chemicals, Lubricants and Castor oil. The Council is registered under Section 8 of the Companies Act, 2013.

1.2 General:

- a) The financial statements are prepared on the basis of historical cost convention, in accordance with applicable accounting standards and on the principle of a going concern.
- b) All income and expenses to the extent considered receivable and payable, respectively with reasonable certainty are accounted for on accrual basis.
- c) Membership subscription which remains unpaid as at the close of the year is not accounted for except the amount actually received out of such unpaid subscriptions approximately one month prior to the approval of the financial statements by the Committee of Administration.
- d) Entrance Fees receipts are credited to General Reserve.
- e) Library books are charged to Income & Expenditure Account in the year of purchase.

1.3 Use of Estimates:

The preparation of financial statements is in conformity with Generally Accepted Accounting Principles (GAAP). It requires Committee of Administration to make estimates and assumptions that affects the reported amounts of assets and liabilities and the disclosure of contingent liabilities on the date of financial statements and reported amounts of revenue and expenses for that year. Actual results could differ from these estimates. Any revision to accounting estimates is recognized prospectively.

1.4 Fixed Assets (Tangible and Intangible):

Fixed Assets are stated at cost of acquisition less accumulated depreciation/amortization without any adjustment for Government Grant received, if any, for their purchase.

1.5 Depreciation/Amortization and Impairment:

- a. Depreciation on Fixed Assets is provided on written down value method at the useful life specified in Schedule II to the Companies Act, 2013 (hereinafter referred to as the 'Act').
- b. Impairment of Assets:
 - i. The Council assesses the carrying amount of assets at each Balance Sheet date to determine whether there is any indication of impairment. If such indication exists, the Council estimates the recoverable amount of the assets. The recoverable amount is estimated as the higher of the net realizable value and the value in use with an impairment loss being recognized whenever the carrying amount exceeds the recoverable amount.
 - ii. A previously recognized impairment loss on assets is reversed if there has been a change in the estimates used to determine the recoverable amount, however not to the extent higher than the carrying amount that would have been determined had no impairment loss been recognized in prior years.

1.6 Revenue Recognition:**a) Contribution from Members:**

Contributions receivable from Members for participation in Exhibition, Delegation, Seminar Fees are recognized as income as and when the respective activities are completed and/or on receipt basis in view of uncertainty.

b) Government Grants:

Grants from Government are credited to Income and Expenditure Account on receipt basis as it is not possible to ascertain, the quantum of Grant due & receivable from/refundable to the Ministry of Commerce and Industry with reasonable certainty/accuracy.

1.7 Transaction in Foreign Currency:

Transactions in foreign currency are recorded at the rate of exchange in force at the time of occurrence of the transaction.

Monetary - Current assets and current liabilities in foreign currency at the year-end are stated at the rate of exchange in force as on that date and the resultant gain / (loss) is recognized in the Income and Expenditure Account.

1.8 Employee Benefits:

- a) Contribution for Provident Fund (based on a certain percentage of salary) is funded into an approved Trust.
- b) Gratuity is charged to Income and Expenditure Account on the basis of actuarial valuation as at the year end and funded into an approved Trust.
- c) Leave Entitlement Benefits are provided for on the basis of actuarial valuation as at the year end.

1.9 Provision and Contingent Liabilities:

- a) Provisions are recognized for liabilities that can be measured only by using a substantial degree of estimation, if
 - a. The Council has a present obligation as a result of a past event;
 - b. A probable outflow of resources is expected to settle the obligation; and
 - c. The amount of the obligation can be reliably estimated.
- b) Where some or all of the expenditure required to settle a provision is expected to be reimbursed by another party, such reimbursement is recognized to the extent of provision or contingent liability as the case may be, only when it is virtually certain that the reimbursement will be received.
- c) Contingent liability, if material, is disclosed in the case of:
 - a. A present obligation arising from a past event, when it is not probable that an outflow of resources will be required to settle the obligation.
 - b. A possible obligation, unless the probability of outflow of resources is remote.



BASIC CHEMICALS COSMETICS AND DYES EXPORT PROMOTION COUNCIL
(Formerly known as Basic Chemicals, Pharmaceuticals And Cosmetics Export Promotion Council)
(LIMITED BY GUARANTEE)
CIN NO. - U91110MH1963NPL012677

NOTES FORMING PART OF FINANCIAL STATEMENTS

19. Notes to Financial Statements:

- 19.1 The Council (set-up by Ministry of Commerce & Industry, Govt. of India) has been registered as a Company under the provisions of the 'Companies Act, 1956 (hereinafter called as the "Act"). By virtue of the license granted to the Council by the Central Government under Section 25 (now governed by section 8 of the Companies Act 2013) of the 'Act' the word "LIMITED" is not required to be suffixed to its name. Further, the Council is continuing to hold the registration certificate under Section 12AA of the Income Tax Act, 1961, hence no tax provision is required.
- 19.2 a) With regards to premises at Jhansi Castle, the Structural Audit carried out M/s. V.J. Joshi & Associates and as per their report dated 26th April, 2017, "The building is more than 70 years old and general overall observation indicates that the building is substantially deteriorated at many places and if urgent repairs are not done, it may lead to fatal accidents." The Council is occupying premises at 4th floor (as sub tenant to Indian Trade Promotion Organization (ITPO) and 5th floor (as statutory tenant) of the aforesaid Jhansi Castle since 1971. Management is making efforts to carry out necessary repairs to be reimbursed by the Owners.
- b) (i) The Council is regularly paying rent to the statutory tenant (ITPO) for 4th floor and has made additional payment during the year to the ITPO as per the interim directions of the Honorable Bombay High Court in the case between ITPO and Prakriti Trading Company (Owner of Jhansi Castle) for fixation of Standard Rent (including permitted increases) amounting to Rs.5,164,162 (Previous year Rs.4,276,231) for the years from 1999 to 2018. The council is paying rent of Rs. 75,746 per month regularly from the current financial year based on the above mentioned directions.
- (ii) The Council is receiving notice of eviction for the 5th floor from time to time in spite of the Council being very old tenant of the property. During the year, based on the 4th floor order as mentioned above, the Council has made provision of Rs.2,103,362 towards 5th floor rent arrears from Years 1999 to 2019.
- In respect of the aforesaid floor, cheques aggregating to Rs.2,003,843 for 131 months (Previous Year Rs.1,855,511 for 119 months) have been sent to the landlord and duly acknowledged by them but not deposited by the them lying in the stale cheques account under "other current liabilities" to the extent cheques becoming stale.

19.3 Contingent Liabilities not provided for in respect of:

(Amount in Rs.)

Particulars	2018-2019	2017-2018
Service Tax demanded by Commissioner of Service Tax for the period from 2007-08 to 2009-10 in its Show-cause-cum-demand notice for which convincing reply has been filed by the Council in F.Y. 2014-2015 & the Council is confident that there won't be any liability in this regard as per expert opinion. (Figures including interest upto March, 2018)	43,465,259	43,465,259
Other Liabilities not acknowledged as debt	–	1,700,516

19.4 The expenses in respect of code-activities are subject to sanction / confirmation of the Government of India and Grant-in-aid received from the Ministry of Commerce and Industry is subject to adjustments as may be necessary in view of any Government Audit observations, non/partial fulfillment of certain conditions, if any as may be observed by them for eligibility of such Grant-in-aid, clarifications by the Council and final decision of the Ministry.

During the year, Audit has been carried out for Financial Year 2014-15 to 2017-18 by Indian Audit and Accounts Department, Office of the principal Director of Commercial Audit and Ex-officio member, Audit board-I , Mumbai. As informed, the Council has replied to the observations and it does not expect any material impact on the financials.

19.5 The Council generally classifies its expenditure in accordance with the format given by Ministry of Commerce and Industry, Government of India.

19.6 Pursuant to the approval by the Ministry of Commerce and Industry for grant of Marketing Development Assistance (MDA) to individual exporters under certain eligible schemes, (the Council being a conduit) the amounts being disclosed as 'Amount due to members/ Government' under other Current Liabilities are as follows:

(Amount in Rs.)

Particulars	2018-2019	2017-2018
Service		
Opening Balance (MDA to Export/Government)	4,579,296	10,927,925
Amount refundable to Government	–	360,000
Total Refundable Grant	4,579,296	11,287,925
Less:		
a) Grant Reimbursed to Members	200,000	–
b) MAI Grant Refunded to Government	360,000	6,708,629
Closing Balance (MDA to Export/Government)*	4,019,296	4,579,296

*Subject to reconciliation/ rectification .

- 19.7 Rs.1,031,500 (Previous Year Rs.351,500) being the amount of membership subscription receivable as on March 31st, 2019 and which was received subsequently up to cut-off date July 31st, 2019 (Previous Year June 30th, 2018) has been included in the Trade Receivables.
- 19.8 Disclosure in accordance with Section 22 of the Micro, Small and Medium Enterprises Development Act, 2006.

(Amount in Rs.)

Sr. No.	Particulars	As at March 31 st , 2019	As at March 31 st , 2018
A	Principal amount remaining unpaid	—	—
B	Interest paid in terms of section 16	—	—
C	Interest due & payable for the period of delay in payments	—	—
D	Interest accrued & remaining unpaid	—	—
E	Interest due & payable even in succeeding years	—	—

The Council has compiled the above information based on the status submitted by the suppliers under the said Act.

- 19.9 a) The accounts of certain Receivables, Payables & Advances are subject to confirmation, reconciliation and adjustments, if any, having consequential impact on the surplus for the year, assets and liabilities, the amount whereof is presently not ascertainable. The Management, however, does not expect any material difference affecting the current year's financial statements.
- b) In the opinion of the Council, the assets other than Fixed Assets and non-current investments are approximately of the value stated, if realized in the ordinary course of business unless otherwise stated. The provision for depreciation and other known liabilities is adequate and not in excess of what is required.
- 19.10 a) Internal Control for financial Accounting/Reporting Activities is still in the process of being strengthened to be commensurate with the activities of the Council including that the Council will regularize its statutory compliances; to have the Information Systems Audit to ensure the security, authenticity etc. of the various data, documents and records maintained by the Council.
- b) Physical verification of fixed assets at its registered office including its branches were carried out during the current financial year and no material discrepancies were noticed.
- c) The Management has not come across, noticed or reported during the year any instance of fraud on or by the Council.

19.11 Related Party Disclosures:

Disclosure as required by Accounting Standard (AS) – 18 “Related Party Disclosures” notified under the Companies (Accounting Standard) Rules, 2006 is given below:

A. Name of the related Parties, their relationships with Council and with whom transactions entered during the year:

i. Entities in which the Member of the Committee of Administration is interested:

M/s. Vivil Exports Pvt. Ltd.

M/s. Godavari Biorefineries Ltd.

M/s. Swastik Industries.

M/s. Dynamic Industries Ltd.

M/s. Ayushakti Ayurved Pvt. Ltd.

M/s. Jayant Agro-Organics Ltd.

M/s. Kolorjet Chemicals Pvt. Ltd.

M/s. Jemby Chem Ltd.

M/s. Aarti Industries Ltd.

M/s. Excel Industries Ltd.

M/s. Godrej Industries Ltd.

ii. Key Management Personnel:

Mr. S. G. Bharadi - Executive Director

B. Details of transactions entered into during the year:

(Amount in Rs.)

Nature of Transaction	Companies belonging to Members of the committee of Administration*	Key Management Personnel**
Annual Membership Fees Received	306,210 (300,710)	—
Participation fees for exhibition & BSM Abroad received	2,093,700 (117,000)	—
Advances for Exhibition	384,000 (630,000)	—
Reach Echa Processing fees received	1,770 (-)	—
Advertisement Receipts	212,400 (-)	—
Managerial Remuneration - Mr. S. G. Bharadi		2,847,165** (2,370,332)*

* Figures in bracket relate to previous year

** The amounts of post-employment benefits & long-term employee benefits cannot be separately identified from the composite amount advised by the actuary/ valuer.

C. The following are the Disclosures in respect of Material Related Party Transactions During the Year:

(Amount in Rs.)

Sr. No.	Name of Entity	2018-19					2017-18		
		Annual Membership Fees	Participation Fee for Exhibition	Advances for exhibition	REACH Echa Processing Fees/Seminar	Advertisement Receipts	Annual Membership Fees	Participation fee for Exhibition	Advances exhibition
1	M/s. Vivil Exports P.Ltd.	10,620	–	–	590	–	10,350	–	–
2	M/s. Godavari Bio Refineries Ltd.	34,810	–	–	–	–	33,926	–	–
3	M/s. Swastik Industries	7,670	–	–	–	–	7,670	–	–
4	M/s. Dynamic Industries Ltd.	45,430	375,400	384,000	–	–	44,276	–	270,000
5	M/s. Ayushakti Ayurvedic P. Ltd.	18,290	–	–	–	–	18,290	–	–
6	M/s. Jayant Agro Organics Ltd.	34,810	–	–	–	–	33,926	–	–
7	M/s. Kolorjet Chemicals P. Ltd.	10,620	70,800	–	1,180	–	10,350	–	360,000
8	M/s. Jemby Chem Ltd.	18,290	–	–	–	–	18,290	–	–
9	M/s. Aarti Industries	45,430	1,207,500	–	–	106,200	45,430	–	–
10	M/s. Excel Industries Ltd.	45,430	440,000	–	–	–	44,276	117,000	–
11	M/s. Godrej Industries Ltd.	34,810	–	–	–	106,200	33,926	–	–
	TOTAL	306,210	2,093,700	384,000	1,770	212,400	300,710	117,000	630,000

- Related party relationships have been identified by the Management and relied upon by the Auditors.
- No amount in respect of related parties have been written off / back or provided as doubtful.

19.12 Expenditure in Foreign Currency (On Payment Basis):

(Amount in Rs.)

Particulars	2018-2019	2017-2018
Exhibitions / Fairs Abroad/ Buyer Seller Meet	108,143,597	76,651,022
Total	108,143,597	76,651,022

19.13 Income in Foreign Currency (On Receipt Basis):

(Amount in Rs.)

Particulars	2018-2019	2017-2018
Exhibitions / Fairs Abroad	19,890,075	15,654,670
Total	19,890,075	15,654,670

19.14 Statement showing the breakup of expenses incurred by the Regional Offices
(Excluding Gratuity & Leave Entitlement):

(Amount In Rs.)

Head Of Expenditure	Bangalore		Kolkata		Delhi		Ahmedabad		Total	
	2018-2019	2017-2018	2018-2019	2017-2018	2018-2019	2017-2018	2018-2019	2017-2018	2018-2019	2017-2018
Establishment Expenses:										
Pay & Allowance	586,614	515,421	438,795	543,321	1,925,929	1,722,347	1,761,063	2,549,075	4,712,401	5,330,164
Medical Expenses	15,000	15,000	11,250	10,684	44,779	46,559	36,952	45,825	107,981	1,18,068
Ex Gratia	65,000	25,000	65,000	25,000	170,000	100,000	128,905	100,000	428,905	250,000
Staff Welfare	15,495	22,368	4,708	12,080	33,503	43,218	33,540	30,525	87,246	108,191
Rent	220,326	176,256	67,980	135,960	–	–	–	–	288,306	312,216
Repairs & Maintenance	16,706	–	8,526	6,921	43,726	53,680	130,987	48,319	199,945	108,920
Consultant Fee	536,800	488,000	872,300	793,000	900,000	900,000	840,000	–	3,149,100	2,181,000
Total (A)	1,455,941	1,242,045	1,468,559	1,526,966	3,117,937	2,865,804	2,931,447	2,773,744	8,973,884	8,408,559
Other Expenses:										
Printing & Stationery	12,989	10,736	23,644	5,624	20,458	13,708	36,849	41,590	93,939	71,658
Postage	26,741	20,830	10,840	6,397	16,327	9,277	40,626	25,980	94,534	62,484
Telephone & Fax	39,408	43,450	46,650	48,475	47,822	73,583	47,084	75,441	180,964	240,950
Travelling Expenses	37,115	–	23,218	18,778	149,265	176,109	218,526	190,563	428,124	385,450
Misc Expenses	67,902	19,907	95,011	56,274	120,369	139,043	123,569	83,802	406,852	299,025
Total (B)	184,155	94,922	199,363	135,548	354,241	411,720	466,653	417,376	1,204,413	1,059,566
Grand Total (A+B)	1,640,096	1,336,967	1,667,922	1,662,514	3,472,178	3,277,524	3,398,100	3,191,120	10,178,297	9,468,125

19.15 Employee Benefit-Gratuity:

In terms of the Council's gratuity plan, on leaving of service every employee who has rendered continuous service of not less than 5 years but less than 10 year shall get gratuity at the rate of 15 days total salary as per the Payment of Gratuity Act, 1972 (as amended from time to time) and those employees on leaving of service after rendering continuous service of not less than 10 years shall pay gratuity at the rate of one month's salary based on the rate salary drawn by the employee concern. The Gratuity Scheme of the Council is funded in Government Securities, SBI Special Deposit Scheme and other Bonds. The Disclosure is based on Actuarial Valuation details provided by Consultants & Actuaries.

(Amount in Rs.)

Description	Gratuity	
	2018-2019	2017-2018
Summary of Staff Data		
Average Age	47.31 year	47.39 years
Actuarial Assumptions:		
Discount Rate	7.54%	7.82%
Future Salary Increase	5.00%	5.00%
Attrition Rate	2.00%	2.00%
Retirement Age	60 Years	60 Years
Average past service	20.86 Years	21 Years
Average Future Service	11 Years	11 Years
Vesting Period (For retirement & resignation)	5 Years	5 Years
Actuarial Value of Liability	23,224,506	24,180,019
Investment in Government Securities and Other Deposits by the Approved Fund (Including the accrued income thereon)	20,346,766	22,800,563
Net Liability Provided as expense in statement of Income & Expenditure	1,565,512	822,287

Notes:

A. Defined Contribution Plan:

- I. Employer's Contribution amounting to Rs.2,450,052 (Previous Year Rs.2,480,309) has been included in Note No. 16 under Contribution to Provident Fund.

B. Defined Benefit Plan:

- I. Gratuity cost amounting to Rs.1,565,512 (Previous Year Rs.822,287) has been included in Note No. 16 under Gratuity.

19.16 Being a small and medium enterprise, the Council is not required to and has not disclosed Information such as Cash Flow Statement and Segment Reporting.

19.17 Previous year's figures have been regrouped/ rearranged, wherever considered necessary.

19.18 All the amounts in Note No. 19 above and financial statements are in Rupees, unless otherwise stated.

Signatures to 'Note 1 to 19'

(AJAY K. KADAKIA)

CHAIRMAN

(S.G.MOKASHI)

ADDL. VICE CHAIRMAN

(S.G. BHARADI)

EXECUTIVE DIRECTOR

Place: Mumbai

Date: 30th August, 2019

MEMBERS OF THE COMMITTEE OF ADMINISTRATION
FROM 01/04/2018 to 31/03/2019



SHRI AJAY K. KADAKIA
Chairman
(from 14/02/2019)
Member-ME Panel



SHRI S.G. MOKASHI
Addl. Vice Chairman
& Member Chemical Panel



SHRI SATISH W. WAGH
Chairman
(up to 14.02.2019)
&
Member Chemical Panel



SHRI HARIN D. MAMLATDARNA
Chairman– Dyes Panel



SHRI BHUPENDRA PATEL
Member-Dyes Panel



SHRI KIRIT MEHTA
Member- Dyes Panel



SHRI ASHWIN SHROFF
Member- Chemical Panel



DR. SMITA NARAM
Chairman- Cosmetics Panel



SHRI NITIN NABAR
Member- Cosmetics Panel



SHRI ABHAY V. UDESHI
Member-Castor Oil Panel



SHRI BHARAT MEHTA
Chairman- M.E. Panel



SHRI S.G. BHARADI
Executive Director

GOVERNMENT NOMINEES

Shri Shyamal Misra, IAS

Joint Secretary
EP(CAP) Division
Department of Commerce
Ministry of Commerce & Industry

OR

Shri S K Ranjan

Deputy Secretary
EP(CAP) Division
Department of Commerce
Ministry of Commerce & Industry

Shri Samir Kumar Biswas, IAS

Joint Secretary (Chemicals),
Deptt. of Chemicals & Petrochemicals,
Ministry of Chemicals & Fertilizers.

OR

Shri Sunil Kumar Sharma (up to 31.05.2018)

Director (Chemicals),
Deptt. Of Chemicals & Petrochemicals,
Ministry of Chemicals & Fertilizers.

Shri D K Madan (from 01.06.2018)

Director (Chemicals),
Deptt. of Chemicals & Petrochemicals,
Ministry of Chemicals & Fertilizers

STAFF STRENGTH OF THE COUNCIL AS ON 31ST MARCH, 2019 AT MUMBAI & OTHER REGIONAL OFFICES

HEAD OFFICE - MUMBAI

Mr. S. G. Bharadi	Executive Director
Mr. Prafulla Walhe	Deputy Director
Mr. Deepak Gupta	Deputy Director
Mr. M. R. Sawant	Assistant Director
Mrs. S. S. Jadhav	Assistant Director
Mr. A. T. Nagrare	Assistant Director
Ms. Shalaka Wakankar	Section Officer
Ms. Amrita Sharma	Section Officer
Mr. S.J. Balani (up to August 31, 2018)	Section Officer
Mr. S.R. Mhatre	Section Officer
Mrs. J.E. Lawrence	Section Officer
Other Staff	12

REGIONAL OFFICES :

NEW DELHI

Dr. J. P. Tiwari	Regional Director
Other Staff	4

AHMEDABAD

Mrs. Vaishali Zinjuwadia (up to May 31 st , 2018)	Assistant Director
Other Staff	3



KOLKATA

Mr. Soumen Guha	Regional Officer
Other Staff	1

BANGALORE

Mr. Vicky Moolchandani	Regional Officer
Staff	1

GLIMPESES OF CHINA INTERDYE 2018



GLIMPSES OF VARIOUS SEMINARS 2018-19



GLIMPSES OF VARIOUS SEMINARS 2018-19



GLIMPSES OF VARIOUS SEMINARS 2018-19



GLIMPESES OF OTHER EVENTS 2018-29



GLIMPESES OF CAP INDIA CAP INDIA 2018



BASIC CHEMICALS, COSMETICS & DYES EXPORT PROMOTION COUNCIL

(Set-Up) by Ministry of Commerce & Industry, Government of India)

HEAD OFFICE:

MUMBAI

Jhansi Castle, 4th floor, 7, Cooperage, Mumbai 400001

Tel: 0091-22-22021288/22021330/22825861

Fax: 0091-22-22026684

Email: info@chemexcil.gov.in

Website: <https://chemexcil.in>

REGIONAL OFFICES:

AHMEDABAD

901, Karma, Near Mahalaxmi Cross Road,

Paldi, Ahmedabad - 3800007

Tel: +91-79-26650223

Fax: +91-79-26651224

Email: roahmedabad@chemexcil.gov.in

BENGALURU

Manipal Centre, 6th Floor, Unit No. S- 610,
#47, Dickenson Road, Bangalore – 560 042.

Tel: +91-80-22269037

Fax: +91-80-22260446

Email: robengaluru@chemexcil.gov.in

KOLKATA

“KRISHNA Building”, 8th Floor, Room No. 812,
224A, A J C Bose Road, Kolkata - 700017

Tel: +91-33-22805791.

Fax: +91-33-22475562

Email: rokolkata@chemexcil.gov.in

NEW DELHI

518, 5th Floor, Ansal Chamber-II
Bikaji Cama Place, New Delhi 110066

Tel: +91-11-26160937

Fax: +91-11-26169891


Email: rodelhi@chemexcil.gov.in



L to R Shri Sribash Dasmohapatra, Executive Director, PLEXCOUNCIL, Shri S. G. Bharadi, Executive Director, CHEMEXCIL, Shri R. Veeramani, President, CAPEXIL, Smt. Meeta Rajivlochan, IAS, Additional DGFT, Mumbai, Shri Ajay Kadakia, Chairman, CHEMEXCIL, Dr. Anup Wadhawan, IAS, Commerce Secretary, Government of India, Shri Shyamal Misra, IAS, Joint Secretary, Ministry of commerce & Industry, Government of India, Shri Ravish Kamath, Chairman, PLEXCONCIL, Shri Ashvin K Nayak, Chairman, SHEFEXIL, Ms. Debjani Roy, Executive Director, SHEFEXIL, Shri V.R. Chitalia, Director, CAPEXIL during CAPINDIA 2019 inauguration dated 26th March-2019 at The Grande, Bombay Exhibition Centre (NESCO), Opposite Hall 1, Mumbai.



Lighting of Lamp by Shri Ajay Kadakia, Chairman, CHEMEXCIL, Shri Shyamal Misra, IAS, Joint Secretary, Ministry of Commerce & Industry, Government of India, Chief Guest Dr. Anup Wadhawan, IAS, Commerce Secretary, Department of Commerce, Ministry of Commerce and Industry inauguration CAP INDIA on dated 26th March-2019 at The Grande, Bombay Exhibition Centre (NESCO), Opposite Hall 1, Mumbai.



CHEMEXCIL

THE GLOBAL TOUCH



From India
at a Click of your mouse
Absolutely Free

Hook on to
www.chemexcil.in

Knowledge / Data Dissemination, Computerization &
Internet Based Trade Information System
Marketing Assistance-Trade Fairs, International-
Conferences, Delegations, Virtual Trade Fairs
Networking between Government, Industry & Research Institutions

NEW ARTICLES/BYELAWS

of

CHEMEXCIL



***Basic Chemicals, Cosmetics & Dyes
Export Promotion Council***

(Set-up by Ministry of Commerce & Industry, Government. of India)

Jhansi Castle, 4th Floor, 7 Cooperage Road, Mumbai – 400 001. India

Phone: 22021288/22021330 Fax: 22026684

Email: admin@chemexcil.gov.in : Website : <http://chemexcil.in>

BASIC CHEMICALS, COSMETICS & DYES EXPORT PROMOTION COUNCIL

(Set- up by Ministry of Commerce & Industry, Govt. of India)

Regd. Office: Jhansi Castle, 4th Floor, 7, Cooperage Road,
Mumbai – 400 001. India; Tel: 22021288 / 22021330

ARTICLES / BYE LAWS

CONTENTS

No.	Article Details	Page No.
	INTRODUCTION	6
1	DEFINITIONS AND INTERPRETATION	07-10
1.1	<i>Definitions</i>	7-9
1.2	<i>Certificate</i>	9
1.3	<i>Words defined in the Companies Act</i>	9
1.4	<i>General Clauses Act to apply</i>	10
2	EXPORT – IMPORT POLICY	10
2.1	<i>Articles to be subject to Export Import Policy</i>	10
3	CATEGORIES OF MEMBERS AND ELIGIBILITY FOR MEMBERSHIP	10-11
3.1	<i>Categories of the members of the Council</i>	10
3.2	<i>Associate members</i>	10
3.3	<i>Ordinary members</i>	11
4	ELIGIBILITY FOR ELECTIONS	12-13
4.1	<i>Right to vote, etc. confined to ordinary members</i>	12
4.2	<i>Eligibility of ordinary members</i>	12-1312
5	APPLICATION FOR MEMBERSHIP	14-15
5.1	<i>Form of Application</i>	14
5.2	<i>Accompaniments</i>	14
5.3	<i>Decision on the application</i>	15
5.4	<i>Commencement of membership</i>	15
6	FEES FOR MEMBERSHIP	16
7	RESIGNATION BY MEMBERS	16
8	DISQUALIFICATIONS FOR MEMBERSHIP	17-18
8.1	<i>Disqualification as a member of the Council</i>	17
8.2	<i>Removal by the Committee</i>	17-18
8.3	<i>Conversion into Associate membership</i>	18

9	CONDUCT OF ELECTIONS	18-20
9.1	<i>Duty of Council</i>	18
9.2	<i>Failure to hold election</i>	18-19
9.3	<i>Mode of conduction of elections</i>	19
9.4	<i>Tenure of the Committee Members</i>	20
10	REPRESENTATION OF FIRMS	21
10.1	<i>Authorization</i>	21
11	PRIVILEGES OF MEMBERS	22
11.1	<i>Ordinary members</i>	22
11.2	<i>Associate members</i>	22
12	VOTING RIGHTS	23
12.1	<i>Persons who can vote</i>	23
12.2	<i>Chairman's declaration of results of voting conclusive</i>	23
13	SUSPENSION OF PRIVILEGES	23
13.1	<i>Non-payment of subscription</i>	23
14	CHANGE IN INTERNAL CONSTITUTION TO BE REPORTED	24
15	REGISTER OF MEMBERS	24
16	MEETINGS OF THE COUNCIL	25
16.1	<i>Annual General Meeting</i>	25
16.2	<i>Business</i>	25
17	PROCEDURE AT MEETINGS OF THE COUNCIL	25-28
17.1	<i>Scope of the articles</i>	25
17.2	<i>Quorum</i>	26
17.3	<i>Venue</i>	26
17.4	<i>Adjournment</i>	26
17.5	<i>Role of Chairman in the meetings</i>	27
17.6	<i>Adjournment: General Provision</i>	27
17.7	<i>Voting on resolution</i>	28
17.8	<i>Minutes conclusive</i>	28
18	COMMITTEE OF ADMINISTRATION	29
19	DISQUALIFICATIONS FOR MEMBERSHIP OF COMMITTEES	29
20	VACANCIES	30-31
20.1	<i>Casual Vacancies</i>	30
20.2	<i>Members going out of India</i>	31
20.3	<i>Leave of absence of the members of CoA</i>	31
21	REGIONAL CHAIRMEN	32
22	REGIONAL COMMITTEES	32
22.1	<i>Formation of Regional Committee</i>	32

22.2	<i>Function of Regional Committee</i>	32
23	PANELS	33
23.1	<i>Panels</i>	33
23.2	<i>Composition and functions of panels</i>	33
24	FUNCTIONS OF THE COMMITTEE OF ADMINISTRATION	33-34
25	SEAL	34
26	PROCEDURE OF THE COMMITTEE	34-36
26.1	<i>Conduct of the meetings of the Committee</i>	34-36
27	CHAIRMAN, VICE-CHAIRMEN AND THE COMPOSITION OF THE COMMITTEE	37-43
27.1	<i>Chairman of the Committee</i>	37-38
27.2	<i>Vice-Chairman of the Committee</i>	39
27.3	<i>Composition of the Committee</i>	40
27.4	<i>Reservation</i>	41
27.5	<i>Nominated Members</i>	41
27.6	<i>Certain Further Provisions as to nominated members</i>	42
27.7	<i>Retirement of elected members</i>	42
27.8	<i>Election of the Committee and Returning officer</i>	42
27.9	<i>Rules</i>	43
28	REMUNERATION	43
29	POWERS OF THE COMMITTEE	43
30	RESOLUTION BY CIRCULATION	44
31	EXECUTIVE DIRECTOR, SECRETARY, OFFICERS AND OTHER EMPLOYEES.	45-47
31.1	<i>Executive Director</i>	45
31.2	<i>Secretary (if appointed)</i>	46
31.3	<i>Officers</i>	46
31.4	<i>Employees</i>	47
31.5	<i>Internal Resources</i>	47
32	GENERAL MEETINGS	48-49
32.1	<i>General Meeting of the Council</i>	48
32.2	<i>Business for the Annual General Meeting</i>	48
32.3	<i>Requisition for meeting.</i>	49
33	NOTICES OF MEETINGS	49-50
33.1	<i>Notice how given</i>	49
33.2	<i>Address</i>	49
33.3	<i>Service of the notice</i>	50

34	PROCEEDINGS AT MEETINGS OF THE COUNCIL	50-51
34.1	<i>Business & Quorum</i>	50
34.2	<i>Conduct of the meeting: who to preside</i>	50
34.3	<i>Voting</i>	50-51
34.5	<i>Adjournment</i>	51
34.5	<i>Voting confined to Ordinary members</i>	51
35	VOTES OF MEMBERS	51-52
36	MINUTES	52
37	BOOKS AND DOCUMENTS	52-54
37.1	<i>Books of Accounts</i>	52
37.2	<i>Books where kept</i>	53
37.3	<i>Time and Place</i>	53
37.4	<i>Balance-sheet and Report</i>	53
37.5	<i>Copies</i>	54
38	AUDITORS	54
39	BUDGET ESTIMATES	54
40	EXPENDITURE	55
41	CUSTODY AND DISBURSEMENT OF FUNDS	55
42	INVESTMENT OF FUNDS	55
43	HEAD OFFICE	56
44	ACTION PLANS	56
45	POWERS OF THE CENTRAL GOVERNMENT	57
45.1	<i>Power to give direction</i>	57
45.2	<i>Foreign collaboration</i>	57
46	ALTERATIONS IN ARTICLES	58
47	REPUGNANCY TO COMPANIES ACT	58
48	MODIFICATION DURING TRANSITIONAL PERIOD	58
49	GENERAL POWER TO MODIFY	59

ARTICLES/BYE LAWS

Basic Chemicals, Cosmetics & Dyes **Export Promotion Council**

INTRODUCTION:

Basic Chemicals, Cosmetics & Dyes Export Promotion Council popularly known as CHEMEXCIL is set up in accordance with the policy laid down in regards * by the Ministry of Commerce & Industry Government of India in the year 1963 with the objective of promoting exports of the following items from India to various countries abroad. These items have been grouped into IV separate panels:

Panels:

- Panel - I : Dyes and Dye Intermediates
- Panel - II : Basic Inorganic & Organic Chemicals, including Agro Chemicals
- Panel - III : Cosmetics, Soaps, Toiletries & Essential Oils
- Panel - IV : Specialty Chemicals, Lubricants & Castor oil

It is 'one contact point' for sourcing information on any of the above products from India.

****As per approval from Ministry of Commerce & Industry, Department of Commerce, Government of India vide letter - F.No.5/2/2018-EP(CAP) dtd. 2nd August, 2019***

1. DEFINITIONS AND INTERPRETATION

1.1 Definitions:

In these articles, unless the context otherwise requires:

- a) **“Act”** means the Companies Act, 2013 read with relevant rules and includes any statutory modification or re-enactment thereof, for the time being in force;
- b) **“Article”** - Article means article forming part of these articles or articles accepted as modified or altered by the following articles, the regulations of Table H in Schedule I of the Companies Act, 2013 will apply so far as the circumstances of the case permit;
- c) **“Auditors”** means persons appointed as such, for the time-being, by the Council;
- d) **“Chairman”** means the Chairman of the Council;
- e) **“Committee of Administration”** or **“Committee”** means the Committee of Administration or CoA of the Council constituted as such, under these articles;
- f) **“Competent Court”** means the Court established by law.
- g) **“Council”** means the Basic Chemicals, Cosmetics & Dyes Export Promotion Council;
- h) **“Executive Director”** means Executive Director of the Council.*

****As per approval from Ministry of Commerce & Industry, Department of Commerce, Government of India vide letter - F.No.5/2/2018-EP(CAP) dtd. 2nd August, 2019***

- i) **“Extraordinary General Meeting”** means an Extra-Ordinary General Meeting of the members of the Council; other than its Annual General Meeting referred to in article 16.1.
- j) **“Firm”** means Member Exporters Company.
- k) **“General Meeting”** means a general meeting of the members of the Council
- l) **“Member”** means a member of the Council;
- m) **“MSME”** means industries specified by Central Government as a Micro, Small & Medium Enterprises in its policy on subject, as announced from time to time.
- n) **“Office”** means the registered office for the time being, of the Council
- o) **“Panel”** means a panel of the Council, constituted under these articles;
- p) **“Prescribed”** means prescribed by the Committee, by virtue of a power conferred by these articles;
- q) **“Product”** means any goods or services in regard to which the Council has been recognized for the time being by the Central Government; under the relevant provisions of the Export-Import Policy of the Central Government as in force for the time being;
- r) **“RCMC”** means Registration Cum Membership Certificate issued by Council as per Foreign Trade Policy or Hand book of Procedures-Vol. I.
- s) **“Regional Chairman”** means a Regional Chairman holding office under these articles;

- t) **“Regional Committee”** means a Regional Committee constituted under these articles;
- u) **“Rules”** means the Rules of the Council for the time being in force, made under these articles or under any enactment for the time being in force;
- v) **“Secretary”** means the Secretary of the Council and includes any officer of the Council performing Secretarial functions;
- w) **“Status Holder”** means a Member Company which falls within the category of Status Holder as per Foreign Trade Policy.
- x) **“Vice-Chairman”** means Vice-Chairman of the Council.

1.2 Certificate

For the purposes of determining whether an industry is a – MSME, Registration Certificate issued by the Government of India shall be conclusive.

- i. SIA Certificate: Certificate of Secretariat for Industrial Assistance issued by Ministry of Commerce & Industry, Department for Promotion of Industry and Internal Trade, Govt. of India, New Delhi.

1.3 Words defined in the Companies Act

Words and expressions used and not defined in these articles, but defined in the Act, shall have the meanings respectively assigned to them by the Act.

1.4 General Clauses Act to apply

The General Clauses Act, 1897, applies for the interpretation of these articles, as it applies for the interpretation of an Act of Parliament.

2. EXPORT-IMPORT POLICY

2.1 Articles to be subject to Export Import Policy

The provisions of these articles shall be subject to those of the Export-Import Policy, as notified by the Central Government from time to time.

3. CATEGORIES OF MEMBERS AND ELIGIBILITY FOR MEMBERSHIP

3.1 Categories of the members of the Council

The Council shall have the following categories of members, namely:

- a) Associate Members &
- b) Ordinary Members

3.2 Associate Member

A firm or an entity* shall be eligible for admission to the Council as Associate Member, on receiving the Import-Export Code Number from the Director General of Foreign Trade, Government of India, in respect of the product with which the Council is concerned.

****As per approval from Ministry of Commerce & Industry, Department of Commerce, Government of India vide letter - F.No.5/2/2018-EP(CAP) dtd. 2nd August, 2019***

3.3 Ordinary Member

In order to be eligible for ordinary member of the Council, a -firm must satisfy the following requirements, namely:

- a. A firm or an entity, * must have been an associate Member of the Council for the last three years.
- b. A firm or an entity,* must have, paid membership fees during the last three financial years as well as for the current financial year on or before 30th June. An average exports in respect of the product, of not less than the amount mentioned below:

i.	MSME	:	Rs.10 lakhs
ii.	Others	:	Rs.25 lakhs

****As per approval from Ministry of Commerce & Industry, Department of Commerce, Government of India vide letter - F.No.5/2/2018-EP(CAP) dtd. 2nd August, 2019***

4 ELIGIBILITY FOR ELECTIONS

4.1 Right to vote, etc. confined to ordinary members

Only an ordinary member shall have the right to vote at, or to offer its representative as a candidate at elections to various positions in the Council as per article 10.1 (a).

4.2 Eligibility of ordinary members

A candidate for election to any position in the Council must satisfy the following conditions, namely;

- a. The firm represented by him/her, must have, to his or her credit, during the one financial year immediately preceding, exports of the products falling under purview of Council of not less than the amount mentioned below:

i. MSME	:	Rs.25 Lakhs
ii. Others	:	Rs. 1 Crore
- b. Where a representative of the firm is standing for election as Chairman or Vice – Chairman or Regional Chairman he or the entity represented by him or her, must have, to his or her credit, during the one financial year immediately preceding, exports of the products falling under purview of Council of not less than Rupees 2 crores.
- c. Candidate should represent the Industry which is member of the Council for the products coming under the purview of Council.
- d. Candidate shall not be eligible to be appointed unless he has been allotted the Director Identification Number (DIN) under Section 154 of the Companies Act, 2013.

- e. Candidate applying for nomination for election under Manufacturer Exporter should submit Bank Certificate of Realization **or** * Certificate from Auditor of the company who signs the balance sheet in support of their fulfilment of condition under Para 4.2 (a) wherein products & FOB value of exports are given.
- f. Also members contesting election should be predominantly exporter of the items coming under the purview of the Council.
- g. For contesting the election for Merchant Exporter Panel the member company has to have 75% exports of products coming under the purview of the Council and should submit a Certificate from Auditor of the company who signs the balance sheet.
- h. Member exporters under the categories of MSME cum ME and LSM cum ME shall be eligible to contest election or cast vote only under MSME and LSM categories. They shall not be eligible to contest elections or cast vote for ME Panel.

5 APPLICATION FOR MEMBERSHIP

5.1 Form of Application

- a) Application for membership of the Council as an ordinary & associate member shall be made to the Council in the prescribed form.
- b) The application shall, in every case, contain the following particulars:
 - i. Facts showing eligibility for membership
 - ii. Whether the applicant is a HUF/proprietary - firm, company, co-operative society, LLP or any other type of entity.
 - iii. Category of membership applied for.
 - iv. Details of product with “HS” code coming under purview of the Council.

5.2 Accompaniments:

The application for membership shall be sent to the Secretary or Executive Director of the Council along with the documents as per the guidelines or advisories or instructions from DGFT from time to time.*

****As per approval from Ministry of Commerce & Industry, Department of Commerce, Government of India vide letter - F.No.5/2/2018-EP(CAP) dtd. 2nd August, 2019***

5.3 Decision on the application

- a.** The Council's Secretariat shall take a decision on the application for membership within three months and its decision shall be final. However, the Secretariat may update the acceptance or rejection of the application to the CoA. *
- b. Council's decision of acceptance or rejection of the membership application shall be communicated by the Secretariat or Executive Director of the Council to the applicant.

5.4 Commencement of membership

Where the application for membership is accepted by the Council's Secretariat, the membership of the applicant shall commence from the - date of receipt of the payment & admission of the membership of the Council and shall be applicable for that particular financial year.

****As per approval from Ministry of Commerce & Industry, Department of Commerce, Government of India vide letter - F.No.5/2/2018-EP(CAP) dtd. 2nd August, 2019***

6 FEES FOR MEMBERSHIP

➤ Entrance and annual fees

- 6.1.1 Member (other than nominated and co-opted members) shall pay such entrance fee and annual fee as may be prescribed by the Committee of Administration.
- 6.1.2 Membership fees shall be paid on Financial Year basis.
- 6.1.3 Membership fees can be reviewed by CoA and approved in AGM or EGM.
- 6.1.4 Membership fees for 3 years shall be accepted with undertaking for recovering the difference if any with respect to changes in the fees & no refund in case of cancellation of membership due to any reasons.

7 RESIGNATION BY MEMBERS

- a. A member of the Council may resign, by giving to the Secretary notice in writing of his intention to do so and shall there upon cease to be a member, either immediately or from such date as may mentioned in the notice, in this regard.
- b. A member who has resigned shall nevertheless continue to be liable to the Council for all amounts due from him to the Council and for any other liability, which he might have incurred towards the Council.

8 DISQUALIFICATIONS FOR MEMBERSHIP OF COUNCIL

8.1 Disqualification as a Member of the Council

A firm shall be disqualified for being, or for continuing, as a member of the Council, if:

- a. The representative of the firm is found to be in state of unsound mind by a competent court and the firm refuses to replace its representative;
- b. Firm or its representative applies to be adjudicated as, or is adjudicated as an insolvent;
- c. The representative of a firm is convicted by a court of an offence involving moral turpitude and is sentenced, on such conviction, to imprisonment for not less than six months;
- d. Firm in which the representative is a partner, or any - company in which the representative is a Director, commits a violation of Section 164 (2) of the Act;
- e. The firm or its representative becomes disqualified by an order of the court under section 164 of the Act;
- f. The representative of the firm ceases to be a member of the entity which one represents or such entity ceases to be member of the Council; or
- g. The name of the representative is removed from the register of members under article 8.2

8.2 Removal by the Committee

The Committee may, after giving a member reasonable opportunity of hearing, remove the name of that member from the Register of Members, either for a specified period or indefinitely if:

- a. Firm has violated any condition for membership or its representative has violated any condition of the membership and firm refuses to replace him/her;
- b. Firm has been in arrears in regard to the payment of membership fee or of any other amounts due from them to the Council for more than six months;
- c. Firm or its representative has been guilty of disorderly conduct at meetings of the Council or of the Committee.

- d. Firm has otherwise been guilty of conduct unbecoming of a member;
- e. Firm has become disqualified under article 8.1.

8.3 Conversion into Associate Membership:

The Committee may convert the membership of an Ordinary member in to Associate member: -

- a) If any Ordinary member does not fulfill its export performance as an exporter of the products for immediately preceding three years' average as mentioned in Clause (b) of Article 3.3.
- b) However, the Committee, may after giving a member reasonable opportunity of hearing, convert the membership of an ordinary member into an associate membership. *

9 CONDUCT OF ELECTIONS

9.1 Duty of Council

- a. It shall be the responsibility of the Council to ensure that elections to various posts in the Council are held in time.
- b. Elected members shall automatically retire on completion of their tenure.

9.2 Failure to hold elections

If a Council fails to ensure timely elections as provided in article 9.1 the Central Government may, after giving it a reasonable opportunity of being heard, order a fresh election to be held and may make such arrangements as may be necessary for that purpose.

*** As per approval from Ministry of Commerce & Industry, Department of Commerce, Government of India vide letter - F.No.5/2/2018-EP(CAP) dtd. 2nd August, 2019**

9.3 Mode of conduction of elections

In order to make the Council truly democratic & participative in nature and for better governance & transparency, the criteria for Council to function as registering authority are being laid down as under:

- a. ***e-Voting***: Electronic voting would be mandatory for the election of post of Vice Chairman & Members of Committee of Administration with a view to ensuring wider participation. The voting through electronic means shall be as provided in Section 108 and Rule 20 of the Companies (Management and Administration) Rules, 2014 of the Companies Act, 2013 (including any amendment from time to time).
- b. ***Tenure of Elected heads***: The tenure of an elected head i.e. Chairman & Vice Chairman of the Council shall not be for more than two years. The election of Chairman of the Council shall be via Vice- Chairman route. However, any member having held the post of Chairman or Vice-Chairman may come back as Vice-Chairman in the Council after a gap of not less than 4 years.

The provisions under this article shall be subject to FTP provisions and instructions, guidelines, advisories issued by Government of India from time to time. *

**** As per approval from Ministry of Commerce & Industry, Department of Commerce, Government of India vide letter - F.No.5/2/2018-EP(CAP) dtd. 2nd August, 2019***

9.4 Tenure of the Committee Members *

- i. The tenure of the elected members of the Committee shall be of 2 years and such members shall be eligible for re-elections for 3 terms except for the post of Chairman.
- ii. 1/3rd of the Committee Members shall retire at every AGM that will be held on or before September of each year, where the oldest on CoA member will retire first.
- iii. Election process of the retiring members to start three months before the AGM of their retiring year.

**** As per approval from Ministry of Commerce & Industry, Department of Commerce, Government of India vide letter - F.No.5/2/2018-EP(CAP) dtd. 2nd August, 2019***

10 REPRESENTATION OF FIRM

10.1 Authorization

- a) Any firm, which is a member of this Council shall by consent of all partners, whole time Director/Proprietor whose name is appearing on RCMC "listed Public Limited Company authorize any one of its partners to act as its representative at any meeting of the Council.
- b) In the absence of any such authority in the case of any firm any one partner whole time Director/Proprietor whose name is appearing in RCMC whose name has been registered in the records of the Council shall be entitled to act as a representative of the firm at any meeting of the Council.
- c) Any Company or Co-operative Society or other Corporation which is a member of this Council shall, by a resolution of its Directors (or any person in the position of Director) authorize any of its Director or any person in the position of Director whose name is appearing on RCMC to act as its representative at any meeting of the Council
- d) A Sole Proprietary firm or Hindu Undivided Family firm shall be represented by its Proprietor or Karta, as the case may be.
- e) A person authorized to represent an entity by or under clause (a), (b), (c) or (d) of this article shall thereupon be entitled to exercise the same rights and powers on behalf of the member whom he represents, as if he were an individual member of the Council, of the same class as the firm, company, society or other corporation, as the case may be.
- f) Any authority granted under clause (a) or (c) of this article shall be effective, only on expiry of seven days from the date on which it is lodged with Council.

11 PRIVILEGES OF MEMBERS

11.1 Ordinary Members

Without prejudice to any other rights conferred on ordinary members by the Memorandum of Association of the Council, but subject to the other provisions of these articles, ordinary members shall have the following rights and privileges, namely:

- a. right to stand as a candidate and to vote at the election of the members of the Committee and the right to vote on all matters brought before a meeting of the Council, provided there are no arrears of subscription or other dues or charges payable by them to the Council on 30th June in the year of voting;
- b. right to requisition a meeting as provided in these articles;
- c. right to receive the Annual Reports by email, on website or any other electronic mode;
- d. right to receive publications of the Council, on the prescribed conditions; and
- e. right to use all such facilities as may be made available to such members by the Council from time to time, on the prescribed conditions.

11.2 Associate Members

Without prejudice to any other rights conferred on associate members by the Memorandum of Association, of the Council, such members shall have the following rights and privileges, namely:

- a. right to receive the Annual Reports of the Committee on payment of the prescribed Annual fee;
- b. right to receive the publications of the Council, on prescribed conditions;
- c. right to receive Annual Reports by email, on website or any other electronic mode.

12 VOTING RIGHTS

12.1 Persons who can vote

- a. An ordinary member (or his authorized representative) shall alone be entitled to vote at the general meetings, including annual general meetings and extra ordinary general meetings of the Council.
- b. Every such member shall have only one vote.
- c. The Chairman shall have, in addition, a casting vote.

12.2 Chairman's declaration of Result of voting conclusive

- a. No objection shall be taken to the validity of any vote cast at a meeting, except at the meeting at which such vote was tendered, and every vote, not disallowed at such meeting, shall be deemed to be valid for all the purposes of such meeting.
- b. The Chairman of a meeting shall be the sole judge of the validity of every vote tendered at such meeting.

13 SUSPENSION OF PRIVILEGES

13.1 Non- payment of subscription

If a member (ordinary or associate) fails to pay his annual subscription on or before 30th June of the year for which it has become due, then:

- a. Member exporter shall not be entitled to exercise any right or privilege as such member; and
- b. the Committee may suspend his membership, which suspension will remain operative until he pays the arrears and the Committee accepts in writing such arrears and restores his membership after revoking his suspension.

14 CHANGE IN INTERNAL CONSTITUTION TO BE REPORTED

Where there is a change in the constitution for entity which is a member of the Council or a change in its authorized business activities, the change should be reported by the entity to the Committee within one month.

15 REGISTER OF MEMBERS

The Council shall keep a Register of Members (Ordinary, Associate) and enter therein the following particulars of its members, namely

- a. the name, address, – occupation, e-mail address, Permanent Account Number or Corporate Identification Number, Unique Identification Number (If any), in case of HUF; Father's/Mother's/Spouse's name, Status, Nationality; in case member is a minor, name of the guardian and date of birth of the member; name and address of nominee of the member;
- b. the class of membership of such member;
- c. the date on which each member was entered in the register; and
- d. the date on which he ceased to be a member.
- e. Instruction, if any given with respect to sending of notices

16 MEETING OF THE COUNCIL

16.1 Annual General Meeting

The Council shall hold a general meeting, which shall be styled its Annual General Meeting in accordance with the provisions of the Act.

16.2 Business

- a. The annual general meeting shall be held at any time during business hours, on a day (not being a public holiday) decided by the Committee.
- b. The notice calling the meeting shall specify it as the annual general meeting.

17 PROCEDURE AT MEETINGS OF THE COUNCIL

17.1 Scope of the articles

Subject to the provisions of the Act and of these articles, the provision of the following articles shall apply; in regard to meetings of the Council.

17.2 Quorum

- a. No business shall be transacted at any general meeting, unless the requisite quorum is present at the commencement of the business.
- b. The quorum for a general meeting shall be as prescribed under Section 103 of the Companies Act, 2013 (including any amendment from time to time). *

After the adjourning the Annual General/EG Meeting for half an hour for want of quorum, the Annual General/EG Meeting will be held in the same place and on same day with the members present in such adjourned meeting which shall constitute the quorum for the said meeting.

17.3 Venue

Every general meeting of the Council shall be held in the city in which the registered office of the Council is situated at such place as may be decided by the Committee.

17.4 Adjournment

- a) If, after the expiration of half an hour from the time appointed for holding a general meeting of the Council, the quorum is not present then-
 - i. If the meeting is convened by or upon the requisition of the members it shall stand dissolved;
 - ii. In any other case the members present shall constitute the quorum.

*** As per approval from Ministry of Commerce & Industry, Department of Commerce, Government of India vide letter - F.No.5/2/2018-EP(CAP) dtd. 2nd August, 2019**

- b) If even in any such adjourned meeting, quorum is not present at the expiration of half an hour from the time appointed for holding the meeting, then the members present shall constitute the quorum and may transact the business for which the meeting was called.

17.5 Role of Chairman in the meetings

- a) Chairman of the Council shall be entitled to take the Chair at every general meeting of the Council.
- b) If there is no Chairman or if he is not present within 15 minutes from the time appointed for holding such meeting or, if he is unwilling to act, the Vice-Chairman of the Council, if present and willing, shall preside.
- c) If the Vice-Chairman is not present and willing, the members of the Committee who are present may choose a member of the Committee to preside at the meeting.
- d) If there be no member of Committee willing to take the Chair, the ordinary members of the Council who are present shall elect one among themselves to be the Chairman of the meeting of the Council.

17.6 Adjournment: General Provisions

- a) The Chairman may, with the consent of the meeting, adjourn any meeting from time to time and no business shall be transacted at the adjourned meeting, other than the business left unfinished at the meeting from which the adjournment took place.

- b) No notice of the adjourned meeting shall be necessary unless the Meeting is adjourned for more than ten days.

17.7 Voting on resolution

- a) At any general meeting a resolution put to vote at the meeting shall be decided on a show of hands, unless a poll by secret ballot is ordered under clause (b) of this article.
- b) A poll by secret ballot (before or on the declaration of the result of voting on any resolution on show of hands)-
 - i. may be ordered to be taken by the Chairman of the meeting, of his own notion.
 - ii. shall be ordered by the Chairman, if it is demanded by at least, five members having the right to vote on the resolution and present in person or by authorized representative.

17.8 Minutes conclusive

An entry in the Minutes Book of the Council in regard to any resolution moved at a meeting shall be conclusive evidence of the fact that the resolution was carried out:

- a) unanimously: or
- b) adopted by majority: or
- c) lost, as the case may be.

18. COMMITTEE OF ADMINISTRATION

- a) The Council shall have a committee of Administration to perform the functions assigned to it by these articles.
- b) The composition of the Committee shall be as provided in Article 27.

19. DISQUALIFICATIONS FOR MEMBERSHIP OF THE COMMITTEE

- a) A person shall be disqualified for being or for continuing as, a member of the Committee, if he becomes subject to any of the disqualifications enumerated in article 8.1 in regard to the membership of the Council.
- b) Before declaring a member to be disqualified, the Committee shall give him reasonable opportunity of being heard and shall follow such procedure as may be prescribed.

20. VACANCIES

20.1 Casual vacancies *

- a) If any Casual Vacancy arises due to non-receipt of nomination for a particular post or due to resignation of the Committee member or due to demise of any CoA member, CoA has the right to fill up the vacancy from amongst the members of that particular panel or category by nomination process.
- b) A person appointed to fill up a casual vacancy shall hold office only for the remainder of the term of the original member.
- c) The Casual Vacancy shall be filled if the vacancy has the remaining tenure of more than six months by conducting re-election for the reminder of the term.
- d) If the Casual Vacancy arises for the post of Vice Chairman, it shall be filled up by election procedure immediately.

**** As per approval from Ministry of Commerce & Industry, Department of Commerce, Government of India vide letter - F.No.5/2/2018-EP(CAP) dtd. 2nd August, 2019***

20.2 Member going out of India

If a member of the Committee (other than a nominated or co-opted member) desires to go out of India, the following provisions shall apply:

- a) Such member shall intimate to the Secretary or Executive Director the date of his expected return to India and obtain leave of absence from the CoA for a period not exceeding four months.
- b) If his absence is expected to exceed four months or if he does not obtain leave as above, his seat shall be deemed to fall vacant and the provisions of article 20.1 of these articles shall apply.

20.3 Leave of Absence of Member of CoA

If the elected Member of the Committee of Administration absents himself/herself from all the meetings of the CoA held during a period of twelve months with or without seeking leave of absence of the CoA, his/ her seat shall be deemed to fall vacant and the provisions of the article 20.1 of these articles shall apply as per Section 167(1) (b) of the Companies Act 2013 read with Relevant Rules thereunder.

21. REGIONAL CHAIRMAN

- a) Regional Chairmen shall be ex-officio members of the Committee of Administration.
- b) Their election shall be held along with elections to the Committee and shall be regulated by rules to be made by the Committee.

22. REGIONAL COMMITTEE

22.1 Formation of Regional Committee

- a) The Committee of Administration shall form a Regional Committee for each Region, except where the products with which the Council is concerned are mainly confined to one Region.
- b) The geographical extent of such Region shall be determined by the Committee of Administration.
- c) The Regional Committee shall consist of the following:
 - i. the Regional Chairman, and
 - ii. such number of other members as may be nominated by the Committee of Administration.

22.2 Functions of Regional Committees

- a) Each Regional Committee shall function under the general control, superintendence and direction of the Committee;
- b) Each such Committee shall:
 - i. take steps to stimulate exports of the product from its region; and
 - ii. perform such other functions as the Committee may lay down, from time to time;

23 PANELS

23.1 Panels

The Committee may, from time to time, constitute Panel to perform such functions as the Committee may lay down and may define their compositions.

23.2 Composition and functions of Panels:

- a) Panel will have members representing the product groups that has been assigned for such panel
- b) Each Panel will have a representative, who will be elected from and by the Ordinary Members of the respective Panel by following the procedure of election specified in Clause 9.3. Eligibility to contest and vote for the election shall be as specified in clause 4.
- c) Each panel will take steps to stimulate exports of products represented by its panel and suggested to CoA measures needed to achieve the targeted growth.

24 FUNCTIONS OF THE COMMITTEE OF ADMINISTRATION

Functions of the Committee of Administration shall be as follows:

- a) to administer the general affairs of the Council;
- b) to determine what work shall be undertaken by the Council and to arrange for the conduct of such work;
- c) to receive and deal with reports and recommendations of the various Sub-Committees (where such Sub-Committees have been constituted);

- d) to arrange for the publication of reports and other documents issued by the Council;
- e) to collaborate in kindred activities with other Export Promotion Councils in India and similar bodies in foreign countries and with international organizations working in the field;
- f) to control the finances of the Council;
- g) to control the staff of the Council;
- h) to take steps to conduct timely elections to various posts contemplated by these rules;
- i) from time to time, to make rules for the proper conduct and management of the affairs of the Council including matters which are to be prescribed under these articles;
- j) to do all such other lawful acts as would be conducive to the interests of the Council.

25 SEAL

- a) The Committee shall have a seal and shall provide for its custody;
- b) The seal of the Council shall not be affixed to any document, except under the general or specific authority of the Committee and shall also not be affixed to any instrument except in the presence of two members of the Committee or such other persons as the Committee may appoint for the purpose; and these two members or other persons shall sign every legal instrument to which the seal of the Council is so affixed in their presence.

26 PROCEDURE OF THE COMMITTEE

26.1 Conduct of meetings of the Committee

- a. The Chairman of the Council shall, when present, preside at all meetings of the Committee;
- b. If the Chairman is not present at any meeting of the Committee, the Vice-Chairman shall preside at the meeting.

- c. In the absence of the Chairman and Vice-Chairmen, the members of the Committee present at the meeting shall elect one amongst themselves to be the Chairman of that particular meeting;
- d. At least four meetings of the Committee shall be held every year;
- e. The Chairman may himself require the Secretary to call a meeting of the Committee at any time;
- f. If a requisition in writing is made to the Chairman by not less than one-fifth of the members of Committee having voting rights on the date of requisition but with a minimum of three, the Chairman shall require the Secretary to call a meeting of the Committee within a reasonable time, which shall not exceed 15 days.
- g. Not less than seven clear days' notice of every meeting of the Committee shall be given to each member of the Committee who shall, for the time being, be in India.

Notice of every meeting of the Committee may be given by hand delivery / electronic/ courier / post or by email to each member of the Committee who shall for the time being in India.

- h. At any meeting of the Committee, quorum shall be as mentioned in Section 174 of the Companies Act, 2013, i.e. one third of its total strength or two Committee members, whichever is higher, and the participation of the Committee members by video conferencing or by other audio visual means shall also be counted for the purpose of the quorum.
- i. Each member of the Committee, including the Chairman shall have one vote and in case of tie, the Chairman shall, in addition to his own vote, have a casting vote.
- j. There shall be no proxy at meetings of the Committee.

- k. The Committee shall meet at such times, as they may be considered advisable, and may make such rules, as are considered necessary, as to the summoning and holding of the meetings of the Committee, and for the transaction of business at such meetings.
- l. The record of the proceedings of the Committee shall be open for examination by the members of the Committee.

27 CHAIRMAN, VICE-CHAIRMAN, ETC. AND THE COMPOSITION OF THE COMMITTEE.

27.1 Chairman of the Committee*

- a) The term of office of Chairman shall be for the period of two years.
- b) The election of Chairman shall be via Vice- Chairman route. On completion of his term of two years, the Vice-Chairman shall succeed to be the Chairman of the Council. On completion of his term of 2 years, Vice Chairman shall succeed to the Chairman of Council.
- c) Provided however if Vice Chairman is unwilling to take over as Chairman or had incurred any of the disqualification enumerated in Article 8.1 of the Article of Association of the Council or any other circumstances, he or she is not able to succeed as Chairman, in such case, the election of Chairman shall be made directly by the ordinary members of the Council through web base e-voting as per the procedure and eligibility conditions laid down for the election of Vice-Chairman in Clause 9.3 at least three months before the AGM date during which he or she will take over from outgoing Chairman.

However, in-case, the Chairman incurs any disqualification or happening of any event which prevents him or her to continue as a Chairman, during his or her tenure the respective Vice-Chairman of that term shall act as stand-in Chairman for the balance term. The criteria of one man-one post shall not apply in such case. Further, on completion of balance term, the said Vice Chairman shall succeed as Chairman of the Council for a period of two years.

- d) The Chairman shall be eligible to file nomination as a Vice Chairman only after a gap of not less than 4 years from the date of completion of his or her term of 2 years. Such person may file nomination for Committee Member.
- e) The Committee of Administration may pass a resolution of no confidence against the Chairman if it deems fit with at least a two – third majority vote. Thereafter the said resolution so passed by the Committee of Administration shall be put to vote by the ordinary members of the Council through an electronic voting means on similar lines as for the election to the post of Vice-Chairman and thereafter once passed by a simple majority by the ordinary members be implemented by the Council.

**** As per approval from Ministry of Commerce & Industry, Department of Commerce, Government of India vide letter - F.No.5/2/2018-EP(CAP) dtd. 2nd August, 2019***

27.2 Vice-Chairman of the Committee

- a) The Vice Chairman shall be elected separately by the Ordinary members of the Council by web-based e-voting.
- b) Only CoA members shall have right to contest the election for the post of Vice Chairman.
- c) Only CoA members can propose the nominee for the post of Vice Chairman.
- d) The term of the office of Vice Chairman shall be of two years. On completion of the said term, the Vice Chairman shall succeed as Chairman and as detailed in Clause 27.1(c) above. A person having held the post of Vice Chairman shall be eligible to file the nomination as Vice Chairman only after gap of not less than 4 years, from the date of completion of his term of two years.
- e) Election of Vice Chairman (elect) to succeed the Vice Chairman taking over as Chairman shall be done immediately after the AGM date.
- f) The Committee of Administration may pass a resolution of no confidence against the Vice-Chairman if it deems fit with at least by two –third majority vote. The said resolution so passed by the Committee of Administration shall be put to vote by the ordinary members of the Council through an electronic voting means on similar lines as for the election to the post of Vice-Chairman and thereafter once passed by a simple majority by the ordinary members be implemented by the Council.
- g) The Vice Chairman shall not be liable to retire unless he or she completes his or her term as the Vice Chairman and subsequent term of Chairman subject to Provisions enumerated in the Articles 27.2 (b).
- h) The Vice-Chairman, shall, in the absence of the Chairman, have the power to perform the duties of the Chairman.
- i) The Vice-Chairman may also perform any other functions that may be entrusted to him by the Chairman.

27.3 **Composition of the Committee** *

The Committee of Administration shall have the following members:

a. **Elected Members:** *

Panel	MSME	Status	General
Dyes & Dye Intermediates	02	01	01
Basic Inorganic and Organic Chemicals including Agro Chemicals	02	01	01
Cosmetics, Toiletries and its ingredients & Essential Oils	01	01	01
Castor Oil & Speciality Chemicals	01	-	01
Merchant Exporter Panel	-	02	01
Total	06	05	05

In the case of nomination under Merchant Exporters panel, if any firm has registered under the category of LSMME and MSMEME they have to submit their turnover duly certified by Chartered Accountant and should be compile with article 4.2 .

Elected members with a minimum of ten and maximum of thirty

- b. Executive Director shall be the intrinsic part of the Committee
- c. Regional Chairman shall be elected from respective regions
- d. Special Invitees :Chairman shall have the power to invite members as Special Invitee for a particular CoA based on their subject specific knowledge that will help the Council to promote exports and to resolve member's issues.

Subject to the provisions of clause (a), the number of members of the Committee shall be laid down by rules made by the Committee.

Members of b, c, d in the category of 27.4 would not have any voting rights. .

**** As per approval from Ministry of Commerce & Industry, Department of Commerce, Government of India vide letter - F.No.5/2/2018-EP(CAP) dtd. 2nd August, 2019***

27.4 Reservation

- a. At least one third or nearest to one third of the seats for the elected members of the Committee shall be reserved for representatives of MSME.
- b. In addition, at least one third of the seats for elected members of the Committee shall be reserved for exporters who fall within the category of Status Holder & for representatives of Large-Scale Manufacturers who hold SIA certificate and shall be covered under General Category.*
- c. Where any seat reserved under clause (a) & (b) of this article cannot be filled up by candidate of that reserved category, that seat shall be deemed to be casual vacancy and shall remain unreserved in case of Casual vacancy developed in reserved category.
- d. Any member contesting election against reserved categories should possess valid requisite certificates on the day of filing nomination for the election.

27.5 Nominated Members:

- a. Nominated members not exceed three in number
- b. A nominated member shall be Government representative one from each –
 - Department of Commerce, Govt. of India.*
 - Ministry of Chemicals, Govt. of India.*
 - Export Promotion Department, Govt. of Maharashtra.*

**** As per approval from Ministry of Commerce & Industry, Department of Commerce, Government of India vide letter - F.No.5/2/2018-EP(CAP) dtd. 2nd August, 2019***

27.6 Certain Further Provisions as to nominated members:

- a. The term of office of members of the Committee who are nominated by the Central Government shall be co-terminus with the term of the Committee;
- b. Provided that, if a member is nominated during the term of the Committee his term of office shall be such as the Central Government may specify.
- c. The Central Government may, at any time, require such a nominee to relinquish his office and may appoint another person in his place.

27.7 Retirement of elected members

- a. One third of the elected members of the Committee shall retire on completion of their term of two years but shall be eligible for re election for three terms. Such members shall be eligible to contest for election after a cooling period of one term after completion of every three consecutive terms for the members of CoA. *
- b. The names of the members who shall retire on the expiry of the first and the second term (of 2 years each) respectively shall be determined by lot.

27.8 Elections to the Committee and Returning Officer

- a. Elections to the Committee (in respect of seats of elected members falling vacant) shall be conducted every year *, well before the expiry of the term of the retiring members.
- b. The Committee shall appoint a returning officer for conducting elections.

**** As per approval from Ministry of Commerce & Industry, Department of Commerce, Government of India vide letter - F.No.5/2/2018-EP(CAP) dtd. 2nd August, 2019***

27.9 Rules

Rules made by the Committee shall make provisions regarding the elections to the offices of the Chairman and Vice –Chairman, on matters not provided for these articles.

28 REMUNERATION

Members of the Committee shall not be entitled to any remuneration for attending its meeting or for any other function performed by them as such members.

29 POWER OF THE COMMITTEE

- a. The Committee shall be the Managing Body of the Council and, in addition to the powers and authorities conferred by statute or by these articles, may exercise all such powers and do all such acts and things as shall, by statute or by these articles, be directed or authorized to be done by the Council in a general meeting.
- b. Such acts of the Committee as are not regulated by statute or by these articles, shall be subject to such regulations or directions as may, from time to time, be decided upon or given at any annual or extraordinary general meeting of the Council.

Provided that no such regulation or direction shall invalidate any prior act of the Committee which would have been valid, if the regulation or direction had not been made or given.

30 RESOLUTION BY CIRCULATION

- a. Any business which may be necessary for the Committee to transact may, if the Chairman so directs, be carried out by circulation of papers among all its members; and any resolution so circulated and approved by the majority of such members shall be effectual and binding, as if the resolution had been passed at meeting of the Committee, provided that at least the number of members who constitute the quorum of the Committee have recorded their views on the resolution.
- b. When any business is so referred by circulation to the members of the Committee, a period of not less than seven clear days shall be allowed for the receipt of replies from such members, such period being reckoned from the date on which the notice of the business is issued.
- c. If a resolution is circulated, the result of the circulation, shall be communicated to all members of the Committee present in India and shall be recorded in the minutes of the next meeting of the Committee.

31 EXECUTIVE DIRECTOR, SECRETARY, OFFICERS AND OTHER EMPLOYEES.

31.1 Executive Director*

- a. There shall be an Executive Director of the Council and he shall also be an ex-officio member of the Committee of Administration. However, the Executive Director shall not have any voting rights
- b. The Executive Director of the Council shall be in overall charge of the administration of the Council, and shall supervise the work of all officers of the Council.
- c. At least two representatives of the Central Government, one from the Ministry of Commerce & Industry and the other from the Ministry of Chemicals & Fertilizers are to be present in the Selection Committee for appointment of the Executive Director. Any disciplinary action against Executive Director shall be initiated only with the approval from Department of Commerce
- d. Despite the Executive Director being a member of the Committee of Administration, the Executive Director shall be under the control and direction of the Committee of Administration.

**** As per approval from Ministry of Commerce & Industry, Department of Commerce, Government of India vide letter - F.No.5/2/2018-EP(CAP) dtd. 2nd August, 2019.***

31.2 Secretary (if appointed)

- a. If necessary, the Council may have a Secretary, who shall however work under the administrative control of the Executive Director.
- b. The Secretary shall have charge of all correspondence and shall keep an account of the funds of the Council and of funds connected with or in any way controlled by, the Council.
- c. He/ She shall keep accurate minutes of all the meetings of the Council and of the Committees.
- d. He/ She shall take proper care of all assets belonging to the Council.
- e. He/ She shall give notice to members of all meetings of the Council or the Committee.
- f. He/ She shall duly notify members of their appointment, shall countersign all cheques signed by the Chairman or by any member or members of the Committee duly authorized in this behalf and shall collect all moneys due to the Council.
- g. He/ She shall prepare an Annual Report of the Council.
- h. He/ She shall generally perform all such functions as are incidental to his office or as may be assigned to him by the Committee or Executive Director from time to time.

31.3 Officers

The officers of the Council, including the Secretary (if appointed), shall devote themselves entirely to such business and affairs of the Council as may be assigned to them by the competent authority.

31.4 Employees (rules regarding)

The Committee may, in respect of all employees of the Council make rules to regulate the following matters namely:

- a. Conditions of service;
- b. Appointment, Promotion and Dismissal;
- c. Grant of pay, leave, allowances, gratuities and compassionate allowances;
- d. Provided that the grant of leave and allowances to Government servants whose services have been lent or transferred to the Council shall be decided with the previous approval of the Government officer competent to sanction his transfer to the Council;
- e. Payment of traveling allowances; and
- f. The establishment and maintenance of a Provident Fund and other funds for the welfare of the employees.

31.5 Internal resources

At least 50 percent of the internal resources of the Council excepting those derived from Government grants shall be utilized for development activities like market studies, dissemination of trade information, buyer-seller meets, etc.

32 GENERAL MEETINGS

32.1 General Meetings of the Council

- a. A general meeting of the Council shall be held within eighteen months of the incorporation of the Council and thereafter once at least in every calendar year on such date, (not being more than fifteen months after the preceding general meeting) and at such places, as the Committee may consider convenient for the dispatch of business.
- b. At the general meeting, a report of the activities of the Committee for the year under review and the yearly audited accounts including a statement of Income and Expenditure and a Balance Sheet made up to a date not earlier than the date of the meeting by more than six months, shall be submitted.
- c. Such meeting shall be called annual general meeting; and all other general meetings of the Council shall be called extra-ordinary general meetings.

32.2 Business for the Annual General Meetings

The ordinary business to be transacted at an Annual General Meeting of the Council shall be:

- a. to receive and consider the accounts and the reports of the Committee and the Auditors;
- b. to place on record the names of the Committee Members;
- c. to appoint and fix the remuneration of the Auditors.

32.3 Requisition for meeting

If one-tenth of all the members having voting rights on the date of requisition, by requisition in writing, setting forth the reasons, therefore and signed by them and addressed to the Committee, request the Committee to call a meeting of the Council. The Committee shall, within 21 days of the receipt by it of the requisition, cause to be sent out a notice calling a meeting of the Council, for such date and time as may be determined by the Committee.

33 NOTICES OF MEETINGS

33.1 Notice how given

- a. In regard to every annual general meeting of the Council, not less than fourteen day's notice to the members, specifying the place, date and hour of meeting (with a statement of the business to be transacted there at) shall be given.
- b. A notice may be given to any member either personally or by sending it by post or by fax or by a courier or by email approved by the Committee to such member's registered address or (if a member has no registered address in India) to the address, if any, within India furnished by the member for the giving of notices.
- c. Where a notice is sent by post, the service shall be deemed to have been effected at the expiry of 48 hours after it is posted, as provided in section 53 of the Act.

33.2 Address

If a member has no registered address in India and has not supplied to the Council an address within India for the giving of notice, a notice addressed to such member and advertised in a newspaper circulating in the neighborhood of the registered office of the Council shall be deemed to be duly given to such member, on the day on which the advertisement appears in the newspaper.

33.3 Service of notice

- a. Any notice required to be given by the Council to the members or any of them, and not expressly provided for by these articles, shall be sufficiently given, if given by advertisement and any notice which is required to be, or which may be given by advertisement shall be advertised once at least in one or more newspaper circulating in the neighborhood of the registered office of the Council.
- b. The non-receipt by any member, of any notice of meeting required by these articles to be given to the member, shall not invalidate any proceedings of any meeting or any resolution passed at any meeting.

34 PROCEEDINGS AT MEETINGS OF THE COUNCIL

34.1 Business and Quorum

No business shall be transacted at any meeting of the Council, unless the quorum laid down in article 17.2 is present at the commencement of the business; and if no such quorum is present within half an hour of the meeting, then the provisions of article 17.4 shall apply.

34.2 Conduct of meeting : who to preside

The provisions of article 17.5 shall apply regarding presiding at meetings of the Council.

34.3 Voting

- a. Any member entitled to vote may vote by means of internet or other electronic means. The committee shall be entitled to approve from time to time, such procedures as it may deem appropriate to govern voting by means of internet or other electronic means in order to ensure the integrity of the vote. Any vote cast in such approved manner by means of internet or other electronic modes means shall be deemed to constitute a vote by the member for all purposes of these Articles.

- b. The voting through electronic means shall be as provided in Section 108 and Rule 20 of the Companies (Management and Administration) Rules, 2014 of the Companies Act, 2013 (including any amendment from time to time).

34.4 Adjournment

The Chairman of a meeting of the Council may, with the consent of the meeting adjourn the same from time to time and, but no business shall be transacted at any such adjourned meeting; other than the business left unfinished at the meeting from which the adjournment took place.

34.5 Voting confined to ordinary members

No member other than an ordinary member of the Council shall vote at its meetings.

35 VOTES OF MEMBERS

- a. At any meeting of the Council, every Ordinary member present shall be entitled to one vote and in the event of an equality votes, the Chairman shall have a casting vote, in addition to his own. No member shall nominate any other person to vote on his behalf, except as otherwise provided in these articles.
- b. Council will follow e-voting for the election for the post of Committee of Administration and also for the post of Vice Chairman. Agency to be appointed by the Council to conduct the election in true, transparent and fair manner.

- c. Election for the Panels must be through e-voting by the members belonging to respective constituency. Once the full Executive Committee is in place, those members of the Executive Committee who wish to offer themselves for the post of Vice- Chairman may do so. E-voting for the post of Vice Chairman should be done by all the members eligible to vote, irrespective of sub-divisions of panels. Electronic voting would be mandatory for the election of post of Vice Chairman & Members of Committee of Administration with a view to ensuring wider participation. The voting through electronic means shall be as provided in Section 108 and Rule 20 of the Companies (Management and Administration) Rules, 2014 of the Companies Act, 2013 (including any amendment from time to time).

36 MINUTES

Minutes of the meetings of the Council shall be kept in the manner prescribed in section 193 of the Act.

37 BOOKS AND DOCUMENTS

37.1 Books of Accounts

The Committee shall cause to be kept proper books of accounts with respect to:

- a. all sums of money received and spent by the Council and the matters in respect of which the receipt and expenditure took place;
- a. all sales and purchases of goods by the Council; and
- b. the assets and liabilities of the Council.

37.2 Books where kept

The books of account referred to in article 39.1 shall be kept at the registered office of the Council or at such other places as the Committee thinks fit, and shall be open for inspection by the members of the Committee during office hours.

37.3 Time and Place

The Committee shall, from time to time, by rules determine whether and to what extent and at what times and places and under what conditions, the accounts and books of the Council or any of them shall be open for the inspection of the members (not being members of the Committee) and no members (not being member of the Committee shall have any right to inspect any account or book or document of the Council, except as provided by law or authorized by the Committee or by a resolution of the Council in a general meeting;

Provided that, the accounts and books of the Council shall be open for inspection by an officer duly authorized in this behalf by the Central Government for ascertaining or verifying the income and expenditure of the Council or for such other purposes as may, by agreement between the Council and the Central Government, be specified in this regard.

37.4 Balance Sheet and Report

A printed copy of the audited Income and Expenditure Account and Balance Sheet of the Council, together with the report of the Auditor and of the Committee, shall, at least fourteen days previous to the annual general meeting of the Council, be sent to the registered address of every member and a copy shall also be kept at the registered office of the Council for the inspection of members during a period of at least fourteen days before the meeting.

37.5 Copies

After the Balance Sheet and Income and Expenditure Account have been laid before the members in the annual general meeting, three copies of the Balance Sheet signed by the Executive Director or Secretary, shall (in the case of a Council incorporated under the Companies Act, 1956) be filed with the competent officer as required by the Companies Act 1956.

38 AUDITORS

- a. Auditors shall be appointed at the annual general meeting of the Council each year,
- b. The rights and duties of the auditors shall be regulated in accordance with the provisions of the Act.
- c. Any casual vacancy in the office of the Auditor may be filled by the Committee.

39 BUDGET ESTIMATES

- a. The Committee shall each year prepare a Budget for the ensuing year and shall submit it to the Council on or before such date as may be determined by the Committee.
- b. No expenditure shall be incurred until the budget is sanctioned by the Committee.
- c. The budget shall be in such form as the Committee may direct, from time to time.
- d. Supplementary estimates of expenditure shall be submitted for the sanction of the Committee in such form and on such date as may be specified by the Committee.

40 EXPENDITURE

- a. Subject to the provisions of these articles and the rules framed there under, the Committee may incur such expenditure as it may think fit and write off any sums and may delegate to the Chairman or Executive Director of the Council, such financial powers as it may consider expedient.
- b. The Committee may, subject to control of the Council and the Council may, subject to the provisions of these articles, incur expenditure outside India, subject to the provisions of any law for the time being in force.
- c. Subject to the provisions of any law for the time being in force, and subject to the provisions of these articles to expenditure outside India may, i.e incurred by the Council and subject to its control by the Committee.

41 CUSTODY AND DISBURSEMENT OF FUNDS.

- a. The Committee shall make rules for the custody and disbursement of funds of the Council;
- b. The account of the Council shall be opened in a Scheduled Bank; and all moneys at the disposal of the Council, with the exception of petty cash and imprest, shall be paid into such account.

42 INVESTMENT OF FUNDS

The funds of the Council, which are not required for current expenditure may be placed in fixed deposit with any scheduled bank or may be invested in any security in which trust property may lawfully, be invested under section 20 of the Indian Trusts Act. 1882, subject to such instructions as may be issued from time to time by the Government of India, in the Department of Public Enterprises with reference to investments.

43 HEAD OFFICE

The Head Office of the Council shall be at Jhansi Castle, 4th Floor, 7, Cooperage Road, Mumbai – 400 001. India.

44 ACTION PLANS

➤ Duty of Council

- i. The Council shall, from time to time, obtain from its members proposals for export and then prepare an integrated action plan for-
 - a. the promotion of exports
 - b. the generation of production for exports
 - c. the setting of exports targets generally and also in relation to specific countries and commodities.
- ii. Such plans shall be prepared for every financial year or for such longer or shorter period as may be considered desirable in the circumstances by the Council.
- iii. The Council shall make all possible efforts to secure prompt execution of such plans

45 POWERS OF THE CENTRAL GOVERNMENT

45.1 Power to give directions

- i. The Central Government shall have power to give directions to the Council as to the performance of its functions, where the Government considers such directions to be necessary.
 - a. in the interests of national security: or
 - b. in the interests of the national economy: or
 - c. otherwise in the public interest.
- ii. The Central Government shall also have power to call for such reports, returns and other information with respect to the property and affairs of the Council, the conduct of its business and other matters connected with the performance of its functions, as the Central Government may consider necessary.
- iii. The Council shall be bound to comply with all directions issued by the Central Government under sub-article (1) or (2) of this article and all provisions contained in the Export - Import Policy of the Central Government for the time being in force.

45.2 Foreign Collaboration

All agreements between the Council and any foreign collaboration shall require prior approval of the Central Government.

46 ALTERATION IN ARTICLES

No addition to, modification in, or deletion of any of these articles shall be made without the prior approval of the Central Government.

47 REPUGNANCY TO COMPANIES ACT

Where, in relation to a Council to which the Companies Act, 2013 applies, there is a repugnancy between the provisions of these articles and the procedures of that Act, the procedures of the Act shall to the extent of the repugnancy overrule the provisions of these articles. The Council shall abide by the provisions of the Act framed and in force from time to time and in case of any inconsistency between the Act and rules of the Council the provision of the Act shall be binding on the Council so long as the rules of the Council are not inconsistent or against the provisions of the ACT.

48 MODIFICATION DURING THE TRANSITIONAL PERIOD

In order to effect a smooth transition from the position prevailing before the adoption of these articles to the position resulting from the application of these articles, the Committee may propose to the Central Government to make such additions to, or modification in these articles as it may consider appropriate during a period of three years from such adoption.

49 GENERAL POWER TO MODIFY

The Central Government may at any time direct by an order in writing that the provisions of these articles shall stand modified in such manner as the Central Government may direct, as in relation to Councils generally or be in relation to a group of Councils or a particular Council where such a direction appears to be necessary in public interest.



CHEMEXCIL

REVISED MEMBERSHIP FEES

In the 2nd Meeting of Committee of Administration for the year 2019-20 held on 30th August, 2019 at 2.30 p.m. in the Conference Room of the Council. It has been decided to revise the Membership Fees of the council as per the turnover criteria instead of category and accordingly a resolution of following revised fees structure was passed. The said fees will be applicable to all members except new members of the council from 1st April-2020.

The revised Membership fees structure and criteria is as under :

A. Manufacture cum Merchant Exporter

Sr. No.	Export Turnover in INR Lakhs	Membership Fees
1	0-25 Lakhs	6500
2	Above 25 lakhs TO 100 lakhs	14000
3	Above 100 lakhs to 500 lakhs	20000
4	Above 500 Lakhs to 1000 lakhs	29000
6	Above 1000 lakhs	35000

B. Merchant Exporters

Sr. No.	Export Turnover in INR LAKHS	Membership Fees
1	0 to 5 lakhs	5000
2	5 lakhs to 25 lakhs	9000
3	25 lakhs to 100 lakhs	12500
4	100 lakhs to 1500 lakhs	14000
5	1500 lakhs and 2000 lakhs	16000
6	2000 lakhs and above	18500
