

# CHEMEXCIL

## 2017-18

### 55<sup>th</sup>

### ANNUAL REPORT



**Basic Chemicals, Cosmetics & Dyes Export Promotion Council**  
(Set - up by Ministry of Commerce & Industry, Govt. of India)



**CAPINDIA 2018 Exhibition :** From Left Shri Sumit Kumar Ghosh, Chairman-SHEFEXIL, Shri R. Veeramai, President, CAPEXIL, Shri Ashok Basak, Chairman, PLEXCONCIL, Chief Guest Shri Suresh Prabhu, Hon'ble Union Minister of Commerce & Industry and Civil Aviation, Shri Shymal Misra, IAS, Joint Secretary, DoC and Shri Satish Wagh, Chairman, CHEMEXCIL.



**CAPINDIA 2018 Exhibition:** Lighting of Lamp from left Shri Shymal Misra, IAS, Joint Secretary, DoC, Chief Guest Shri Suresh Prabhu, Hon'ble Union Minister of Commerce & Industry and Civil Aviation and Shri Satish Wagh, Chairman, CHEMEXCIL.

# **55<sup>th</sup>** **ANNUAL REPORT** **2017 -18**



# **CHEMEXCIL**

**Basic Chemicals, Cosmetics & Dyes Export Promotion Council**  
(Set - up by Ministry of Commerce & Industry, Govt. of India)

Jhansi Castle, 4<sup>th</sup> floor, 7 Cooperage Road, Mumbai- 400 001.

Tel: 91 22 22021288; Fax: 91 22 22026684,

Email: [info@chemexcil.gov.in](mailto:info@chemexcil.gov.in); Web : <https://chemexcil.in>

**CIN NO.: U91110MH1963NPL012677**







# CHEMEXCIL

**BASIC CHEMICALS, COSMETICS AND DYES EXPORT PROMOTION COUNCIL**  
(Set up by Ministry of Commerce & Industry, Government of India)

## NOTICE

Notice is hereby given that the 55<sup>th</sup> Annual General Meeting of the BASIC CHEMICALS, COSMETICS AND DYES EXPORT PROMOTION COUNCIL, Mumbai will be held on Tuesday the 25<sup>th</sup> September, 2018 at 4.30 pm. in The Plaza Room, Hotel Marine Plaza, 29 New Marine Lines, Mumbai- 400 020 to transact the following as per Article 34.2 of the Byelaws of the Council.

1. Chairman's address
2. To receive, consider and adopt
  - a. Annual Report of the Working Committee for the year ended as on 31<sup>st</sup> March, 2018
  - b. The Audited Income and Expenditure Accounts for the year ended as on 31<sup>st</sup> March, 2018
  - c. Balance Sheet as on 31<sup>st</sup> March, 2018
3. To place on record the names of the Committee Members under Para 34.2 (b)
4. To appoint and fix the remuneration of the Auditors as required under Para 34.2 (c)

N.B. Any member desirous of asking questions on the accounts of the Council or any other Queries during the meeting, is requested to give such questions in writing to the Executive Director, on or before 21<sup>st</sup> September, 2018 before 3.00 p.m.

The soft copy of the Fifty Fifth Annual Report is attached herewith and is also uploaded on the website of the CHEMEXCIL (<https://chemexcil.in>). Any member willing to see the hard copy of the Annual report can visit the Council's Offices during Office hours (Monday to Friday from 9.30 am to 6.00 pm), except Council's holidays.

By order of the Committee of Administration

Sd/-  
**(S.G. Bharadi)**  
Executive Director  
Basic Chemicals, Cosmetics & Dyes  
Export Promotion Council

Place: Mumbai  
Dated: 20<sup>th</sup> August, 2018





## INDEX

Sr. No.	Subject	Page No.
1.	Chairman's Message	07 - 10
2.	List of Members of Committee of Administration	11 - 12
3.	Meetings of Committee of Administration / Other Meetings / Membership	13 - 15
4.	Export Promotional Activities	16 - 27
5.	Activities of Head Office & Regional Offices	27 - 36
6.	CHEMEXCIL's Export Performance	37 - 39
7.	Statistical Information-	
	• Dyes & Dye Intermediates Panel	40 - 52
	• Basic Inorganic & Organic Chemicals including Agro Chemicals Panel	53 - 78
	• Cosmetics, Toiletries and Essential Oils Panel	79 - 93
	• Castor Oil Panel	94 - 99
8.	Annual Accounts	
	• Auditor's Report	100 - 105
	• Balance Sheet	106
	• Income and Expenditure Accounts	107
	• Accounting Policies & Notes on Accounts	108 - 128
9.	CHEMEXCIL at a Glance	129 - 131
10.	Photo Gallery of the CHEMEXCIL Events	132 - 138







## FROM THE CHAIRMAN'S DESK

Dear Esteemed Member-exporters,

Greetings from CHEMEXCIL, Mumbai!

As you are aware, the implementation of Goods and Services Tax (GST) with effect from 1<sup>st</sup> July, 2017, has been the biggest game-changing tax reform in India since Independence. Subsuming over 17 indirect taxes levied by the Central and State Governments into one, it is expected to lead to substantial reduction in compliance costs for businesses. In the long run, hopefully it will also help the MSMEs as they will be less dependent on tax experts when compared to the earlier regime, due to a simplified return filing system in place. Rationalization of the composition scheme and introduction of quarterly filing option for taxpayers having turnover of below ₹ 1.5 crores was a wise decision of the Government. More importantly, it is going to eliminate the cascading effect of tax that was evident earlier.

Pursuant to the roll out of GST, the Union Finance Ministry has renamed the Central Board of Excise and Customs (CBEC) as "Central Board of Indirect Taxes and Customs (CBIC)", w.e.f. 29<sup>th</sup> March 2018. The said change was already proposed by the Finance Ministry in its Union Budget for 2018. The change of name from CBEC to CBIC was necessitated due to the new indirect tax regime.

In this context, I would like to inform my colleagues that before implementation of GST, for the benefit of member-exporters of the Council, CHEMEXCIL in co-ordination with the Service Tax Officials had organized awareness seminars on GST at various Regions. The First of such Seminar was organized at Mumbai on 9<sup>th</sup> May 2017 followed by Ahmedabad on 9<sup>th</sup> June, 2017, Bengaluru on 14<sup>th</sup> July-2017, again at Mumbai on 26<sup>th</sup> July-2017. Besides this, CHEMEXCIL in association with PLEXCONCIL had organized another Seminar on "Export / Import under GST Regime" on 3<sup>rd</sup> August, 2017 at New Delhi, wherein Senior Officials from the CBEC & DGFT were present. In the said Seminars, Officials from the Service Tax Department, CBEC and the DGFT enumerated on importance of GST covering its overview, Registration, Returns, Refunds, and GSTN etc. and interacted with the participants. To ensure that the effect of GST gets absorbed smoothly by the EXIM community, the GST Council had taken a deep insight into various aspects of Exports. CHEMEXCIL has been appropriately intimating our member-exporters on various updates on GST through its Circulars, SMS & Website.

The Mid-term review of the Foreign Trade Policy 2015-20 announced by the Ministry of Commerce & Industry on 5<sup>th</sup> December, 2017, after the GST roll-out, lays focus on policy measures to boost the exports of goods and services of all labour intensive/ MSME Sectors to increase employment generation and value-addition in the country.

You may also be aware that the new trust based Self Ratification Scheme introduced by the DGFT will allow duty free inputs for export production under duty exemption scheme with a self-declaration. Under this scheme, instead of getting a ratification of the Norms Committee for inputs to be used in the manufacture of export products, exporters will have to self-certify the requirement of duty free raw materials/ inputs and take an authorization from DGFT. The scheme will expedite export of new products by decreasing product turn-around time, particularly in sectors such as Chemicals, Pharmaceuticals, Textiles, Engineering and high technology which have dynamic raw material requirements. CHEMEXCIL is thankful to the Ministry of Commerce & Industry for taking the above steps for the benefit of its member-exporters. Currently, this scheme will be available only to AEO's and we hope the same will also be extended to other categories of exporters in the future.

During the Board of Trade meeting held on 20<sup>th</sup> June, 2017, CHEMEXCIL had submitted to the Department of Commerce and Industry, New Delhi various issues of the member-exporters, specially on Mid-term review of Foreign Trade Policy, 2015-2020 and re-aligning of FTP schemes in line with rollout of GST, Status of Export Incentives under GST Framework, Expansion of Interest Equalization Scheme by including more tariff Lines for non-MSMEs and cover Merchant Exporters, Import of technical pesticides, Solution for Persistent Technical Difficulties Related to DGFT Server/ Icegate/ BRC, Caution Listing of Exporters, Environment Related Controls, Business with Countries on OFAC List, etc. along with detailed presentation.

On 27<sup>th</sup> September-2017, the undersigned met our Hon'ble Union Minister of Commerce & Industry, Shri. Suresh Prabhu, at his office and discussed various GST related issues, specially Liquidity Problems faced by the member-exporters, processing of exporters' refunds under GST, Inclusion of Chapter 28 and 29 items under EU GSP, Enhanced incentive support to overcome Trade Barriers in Overseas Markets, etc. CHEMEXCIL had regularly taken up these issues with the concerned authorities for early redressal, wherein issues on LUT/ Bond/BG have been resolved to some extent.

Further, the GST Council, in its meetings held on 6<sup>th</sup> October and 10<sup>th</sup> November 2017, had recommended several facilitative changes and alignment of rates to ease the burden of compliance on small and medium businesses. Therefore, CHEMEXCIL is also thankful to the Ministry of Finance for coming out with Special fortnight/ refund drive in March 2018 for facilitating liquidation of pending IGST/un-utilized ITC on exports.

It may be noted that the Government is taking strict measures to cut out the challenges faced by the industry and coming up with new projects and plans to leverage all the opportunities to the maximum. Further, in order to tackle issues faced by the Indian Chemical industry, such as



feedstock unavailability, lack of access to latest technology & R&D and unfavorable/ inverted duty structures which have led to a few hiccups faced in the manufacturing and thus, exports of chemicals, the Government's initiative of "Make in India" would also play a pivotal role in promoting manufacturing of chemicals in India and increase its exports. To augment these efforts, CHEMEXCIL is also playing an active role towards helping its member-exporters in increasing their exports.

I am sure; the concerted efforts being taken by the Government, CHEMEXCIL and our member-exporters will not only boost exports of the items covered by the Council in the near future, but will also enhance competitive position in the global export market.

As part of export promotional activities, CHEMEXCIL had already implemented a lot of such activities with the active support and co-ordination with the Ministry of Commerce & Industry and various Indian Missions abroad, which included participation in Exhibitions & Buyer-Seller Meets in India and abroad (viz. CHEMSPEC Europe, FCI Trade Summit, CAC China, China Interdye, CHEMSPEC India, etc.) for which CHEMEXCIL is thankful to all of them as well as our member-exporters for their active participation in these activities and we hope that the same will follow in future also. The main objective of organizing these events in the promising Markets is primarily to project India of 21<sup>st</sup> Century capable of supplying quality products and technologies of International Standard at competitive rates and thus, to further enhance existing India's Bilateral Trade relations to a greater heights as also to explore opportunities for setting up of joint ventures and technological collaborations in the fast transforming global markets.

I also take this opportunity to update you that the scheme for trade promotion and facilitation administered by the Department of Commerce, Ministry of Commerce and Industry, i.e. Market Development Scheme (MDA) has been discontinued from 1<sup>st</sup> April, 2017 but essential components of the MDA Scheme have been incorporated in DOC's another scheme i.e. Market Access Initiative Scheme (MAI). This will ensure continuous support to the deserving MSME member exporters in showcasing their products in overseas market through Council.

I have pleasure to inform you that I had a meeting with the Hon'ble Chief Minister of Maharashtra, Shri Devendra Fadnavis and the Hon'ble Minister for Industries and Mining, Shri. Subhash Desai, on 23<sup>rd</sup> July-2017, wherein there were useful discussions on various issues covering industrial, infrastructural and Konkan related Lote Parshuram, etc., both of whom took note of the said issues and assured me that the same will be resolved as fast as possible.

A high level delegation from European Chemicals Agency (ECHA), visited India from 1<sup>st</sup> to 3<sup>rd</sup> November 2017 and they visited Mumbai on 3<sup>rd</sup> Nov 2017. CHEMEXCIL being the nodal agency for REACH Registrations organized a Seminar on REACH 2018 at Mumbai on 3<sup>rd</sup> Nov 2017, which was attended by Shri Sudhanshu Pandey, Joint Secretary, Dept. of Commerce along with representatives from various industries, Associations, SMEs, testing laboratories, etc. In the said Seminar, Mr Geert Dancet, Executive Director, ECHA made presentation on 'Global status of REACH 2018' and assured CHEMEXCIL of resolving the problems being faced by the Indian



manufacturers-exporters. Followed by this, Dr. Dileep Wakankar, Chairman of REACH Committee, CHEMEXCIL also made a presentation on 'Current status of REACH Registration' and explained the problems being faced by the Indian manufacturers-exporters while registering their substances under REACH.

Also, as part of export promotional activity under MAI, CHEMEXCIL jointly with PLEXCONCIL, CAPEXIL & SHEFEXIL under the aegis of Ministry of Commerce & Industry, with the active support of the Ministry of Chemicals & Fertilizers, organized CAPINDIA 2018 from 22<sup>nd</sup> to 24<sup>th</sup> March, 2018 at Bombay Exhibition Centre, Mumbai, which was inaugurated by the Hon'ble Union Minister of Commerce & Industry, Shri Suresh Prabhu who was the Chief Guest at the said event.

Lastly, I take this opportunity to invite your suggestions/views, if any, on the export promotional activities of the Council so as to improve it further for the benefit of all of you.

With warm regards,

**(Satish W. Wagh)**

Chairman - CHEMEXCIL

**Chairman's Office:**

M/s. Swastik Industries,  
1, Mangirsh, Plot No. 8,  
H. F. Society Road,  
Jogeshwari(E),  
Mumbai – 400 060





## LIST OF COMMITTEE OF ADMINISTRATION FOR THE YEAR 2017-2018

From 01/04/2017 to 31/03/2018

Sr. No.	Name of the Committee Member	Address
1	<b>SHRI SATISH W. WAGH</b> Chairman	Proprietor, M/s. Swastik Industries, Mumbai.
2	<b>SHRI AJAY K. KADAKIA</b> Vice Chairman	Director M/s. Vivil Exports Pvt. Ltd.
3	<b>SHRI S. G. MOKASHI</b> Addl. Vice Chairman	General Manager – Mktg. M/s. Godavari Biorefineries Ltd.
4	<b>SHRI HARIN D. MAMLATDARNA,</b> Member- Dyes & Dye Intermediates Panel	Director M/s. Dynamic Industries Ltd.
5	<b>Dr. SMITA NARAM</b> Member - Cosmetics, Toiletries & Essential Oil Panel	Managing Director M/s. Ayushakti Ayurved Pvt. Ltd.
6	<b>SHRI ABHAY V. UDESHI</b> Member - Castor Oil & Specialty Chemicals Panel	Director, M/s. Jayant Agro-Organics Ltd.,
7	<b>SHRI BHARAT MEHTA</b> Member - Merchant Exporter Panel	Director, M/s. Kolorjet Chemicals Pvt. Ltd.,
8	<b>SHRI BHUPENDRA PATEL</b> Member Dyes & Dye Intermediates Panel	Managing Director, M/s. Jemby Chem Ltd.
9	<b>SHRI KIRIT MEHTA</b> Member Dyes & Dye Intermediates Panel	Director, M/s. Aarti Industries Ltd.
10	<b>SHRI ASHWIN SHROFF</b> Member Basic Inorganic & Organic Chemicals including Agro Chemicals Panel	Chairman-cum-Mg. Director M/s. Excel Industries Ltd.
11	<b>SHRI NITIN S. NABAR</b> Member– Cosmetics, Toiletries & Essential Oil Panel	Executive Director & President (Chemicals) M/s. Godrej Industries Ltd.
12	Member – Cosmetics, Toiletries & Essential Oil Panel	VACANT
13	<b>SHRI S.G. BHARADI</b> Executive Director	CHEMEXCIL



## GOVERNMENT NOMINEES

<b>SHRI SUNIL KUMAR, IAS</b> Joint Secretary (upto 14th August, 2017) EP(CAP) Division Department of Commerce Ministry of Commerce & Industry	<b>SHRI SAMIR KUMAR BISWAS, IAS</b> Jt. Secretary (Chemicals), Deptt. of Chemicals & Petrochemicals, Ministry of Chemicals & Fertilizers.
<b>SHRI SHYAMAL MISRA, IAS</b> Joint Secretary (from 14th August, 2017) EP(CAP) Division Department of Commerce Ministry of Commerce & Industry	
<b>OR</b> <b>SHRI SUNIL KUMAR RANJAN</b> Deputy Secretary EP(CAP) Division Department of Commerce Ministry of Commerce & Industry	<b>OR</b> <b>SHRI SUNIL KUMAR SHARMA</b> Director (Chemicals), Deptt. Of Chemicals & Petrochemicals, Ministry of Chemicals & Fertilizers.

<b>AUDITORS</b>	<b>M/s. Lodha &amp; Co.,</b> Chartered Accounts Karim Chambers, 40, Ambalal Doshi Marg, Mumbai – 400 023.
<b>SOLICITORS</b>	<b>M/s. Anjana Shah &amp; Co.</b> 109, New Bake House MCC Lane, Fort, Mumbai 400 001.
<b>BANKERS</b>	<b>State Bank of India</b> Mumbai Samachar Marg, Mumbai – 400 001.
<b>INTERNAL AUDITORS</b>	<b>M/s. N H Gajaria &amp; Co.</b> 20-A Khatau Building, 1st Floor, 8/10 Alkesh Dinesh Modi Marg, Mumbai – 400 001.
<b>REGISTERED OFFICE</b>	<b>Jhansi Castle, 4<sup>th</sup> Floor</b> 7 Cooperage Road Mumbai – 400 001.



## MEETINGS OF COMMITTEE OF ADMINISTRATION

During the year under review the Committee of Administration of the Council met four times on the following dates:

- 1<sup>st</sup> CoA meeting was held on 21.04.2017
- 2<sup>nd</sup> CoA meeting was held on 18.08.2017
- 3<sup>rd</sup> CoA meeting was held on 17.11.2017
- 4<sup>th</sup> CoA meeting was held on 22.02.2018

The 54<sup>th</sup> Annual General meeting of the Council was held on 15<sup>th</sup> September, 2017 in Jhansi Castle, 7 Cooperage Road, Mumbai.

DETAILS OF TOTAL STRENGTH OF MEMBERS OF COMMITTEE OF ADMINISTRATION AS WELL AS STATEMENT SHOWING NUMBER OF MEMBERS OF THE COMMITTEE OF ADMINISTRATION PRESENT IN THE COA MEETINGS HELD DURING APRIL 2017 TO MARCH 2018

- ❖ Total No of Members of COA: 15
- ❖ Elected Members: 12
- ❖ Govt. Nominees: 02
- ❖ Executive Director, CHEMEXCIL: 01

Date of meetings held	No. of elected members present	No. of Govt. Nominees present
21.04.2017	06	00
18.08.2017	06	01
17.11.2017	07	01
22.02.2018	06	00

**STATEMENT SHOWING ATTENDANCE OF MEMBER OF THE COMMITTEE OF  
ADMINISTRATION AT THE COMMITTEE MEETINGS HELD DURING  
01/04/2017 TO 31/03/2018**

Sr. No.	Name of the Committee Member	No. of Meeting Held	No. of Meetings attended during 2016-17
1	SHRI SATISH W. WAGH Chairman	04	03
2	SHRI AJAY K. KADAKIA Vice Chairman	04	04
3	SHRI S. G. MOKASHI Addl. Vice Chairman	04	03
4	SHRI HARIN D. MAMLATDARNA, Member - Dyes & Dye Intermediates Panel	04	03
5	Dr. SMITA NARAM Member - Cosmetics, Toiletries & Essential Oil Panel	04	02
6	SHRI ABHAY V. UDESHI Member - Castor Oil & Specialty Chemicals Panel	04	03
7	SHRI BHARAT MEHTA Member- Merchant Exporter Panel	04	02
8	SHRI BHUPENDRA PATEL Member Dyes & Dye Intermediates Panel	04	02
9	MR. KIRIT MEHTA Member Dyes & Dye Intermediates Panel	04	02
10	SHRI ASHWIN SHROFF Member Basic Inorganic & Organic Chemicals including Agro Chemicals Panel	04	00
11	SHRI NITIN S. NABAR Member- Cosmetics, Toiletries & Essential Oil Panel	04	00
12	Member – Cosmetics, Toiletries & Essential Oil Panel	VACANT POST	
13	SHRI S.G.BHARADI Executive Director	04	04

**Some of the major points discussed/decisions taken in the above meetings are listed below:**

- With regard to the status of 4<sup>th</sup> and 5<sup>th</sup> floor of Jhansi Castle Bldg., the Council had received Structural Audit Report which was circulated to the Building Committee members. The Builder, M/s. Prakriti Trading Pvt. Ltd. informed Chairman Shri. Satish Wagh that both the parties (M/s. Prakriti Trading Pvt. Ltd. & CHEMEXCIL) should search for suitable location for the Office first and then shall initiate on the deals related to the building. Accordingly, the Chairman, Executive Director and Assistant Director (Admin) visited few locations in Andheri, Mumbai.





- As per the decision of the CoA, TATA Strategic Management Group (TSMG), was entrusted the job of preparing the draft report of "CHEMEXCIL's 5 year Export Promotion Strategy and Vision Document". They have submitted the final report which has already been circulated to the members of the CoA and uploaded on website of the Council.
- After approval from the Bye Laws Committee & Committee of Administration and in consultation with the Company Secretary, the Council has submitted to the Ministry of Commerce & Industry final amended and modified Byelaws of the Council for their approval which is awaited.
- As part of export promotional activity under MAI, the 3<sup>rd</sup> Edition of CAPINDIA 2018 Exhibition - a leading show for sourcing and networking event for the Chemicals, Plastics, Construction, Mining Industry and Allied products - was successfully organized jointly by the 4 EPCs (viz. CHEMEXCIL, PLEXCONCIL, CAPEXIL & SHEFEXIL) under the aegis of Dept. of Commerce, Ministry of Commerce & Industry with the support of Deptt. of Chem & Petrochemicals, Ministry of Chem. & Fertilizers from 22<sup>nd</sup> to 24<sup>th</sup> March, 2018 at Bombay Exhibition Centre, Mumbai. The said Exhibition was inaugurated by the Hon'ble Union Minister of Commerce & Industry Shri Suresh Prabhu. The 3-day exhibition was spread over 18,000 sq mt. This exhibition was grand success.
- The MAI Proposals for the events of the Council for 2018-19 which were submitted by the Council to the Ministry of Commerce & Industry were approved by them.
- The Chairman and the Vice-Chairman of CHEMEXCIL had a meeting with the Hon'ble Minister of Commerce & Industry, Shri Suresh Prabhu on 27<sup>th</sup> Sept., 2017 to discuss on various issues faced by member exporters related to trade. Accordingly, CHEMEXCIL had given a representation to the Hon'ble Minister for his consideration, copy of which is also uploaded on our website.
- The EU experts gave a presentation on REACH 2018 compliance and way forward. Another presentation on "REACH – India's situation" was given by Dr. Dileep Wakankar, Chairman of REACH Committee of CHEMEXCIL. The Seminar was attended by over 65 participants.
- CHEMEXCIL had written a letter No. EPC/LIC/MOCF dtd. 10<sup>th</sup> Jan 2018 to Shri Ananth Kumarji, Hon'ble Minister of Chemicals & Fertilizers, Ministry of Chemicals and Fertilizers, New Delhi with a note on various constraints faced by exporters in Chemical sector.
- The Council had been receiving lot of representations from its member-exporters on problems faced by them on refund of GST while exporting and also refund of accumulated un-utilized ITC on purchases. In this regard, taking cognizance of feedback received from them, the Council has been sending specific representations as well as combined representations of the member-exporters to Senior Officials of CBEC, DGFT, Commissioner of JNCH, IGST Helpdesk, ICEGATE etc. with a request to resolve the same favourably.

## EXPORT PROMOTIONAL ACTIVITIES:

### REACH:

A high level delegation from European Chemicals Agency (ECHA), visited India from 1st to 3rd November 2017 and they visited Mumbai on 3rd Nov 2017. CHEMEXCIL being the nodal agency for REACH Registrations, organized a Seminar on "REACH 2018 Compliance" at Mumbai on 3rd Nov 2017, which was attended by Shri Sudhanshu Pandey, Joint Secretary, Dept. of Commerce along with representatives from various industries, Associations, SMEs, testing laboratories, etc.

At this occasion, the booklet prepared under the EU CITD project on REACH Regulation, addressing SMEs was also released.

After completion of the third deadline of REACH registration (i.e. 31<sup>st</sup> May 2018), the Council will request its members to submit their claim forms for reimbursement of 50% of the ECHA fees as per the MAI guidelines.

### REGISTRATION OF PRODUCTS ABROAD (AGRO CHEMICALS):

The Council received the applications from the member-exporter for registration of their agrochemical products abroad. The applications was recommended to Ministry of Commerce & Industry for disbursement of 50% of the registration charges for agrochemical products registered in various countries. Total amount reimbursed for one product of Rs. 2,04,447/-


### MARKET DEVELOPMENT ASSISTANCE (MDA) :

The Council had received/processed final 30 MDA proposal from member - exporters for participating in export promotion activities as per details given below :

- |                       |   |
|-----------------------|---|
| 1. MDA claims settled | No. of applications 30 for the year 2016-17 |
| 2. Amount Disbursed   | Rs. 13,57,944/-                             |

### MEMBERSHIP POSITION AS ON 31ST MARCH, 2018

Category	31 <sup>st</sup> March 2018	31 <sup>st</sup> March 2017
Large Scale Manufacture	245	232
Small Scale Manufacture	1723	1614
Merchant Exporters	1022	997
Large Scale Manufacture cum Merchant Exporters	78	71
Small Scale Manufacture cum Merchant Exporters	242	188
<b>Total</b>	<b>3310</b>	<b>3102</b>



## POLICY AND TRADE INFORMATION:

Details of Representations sent to the various Departments of Ministries-


The Council had received several representations from our member-exporters on various issues. We had scrutinized the cases appropriately and recommended to the respective offices of DGFT, Central Excise & Customs etc on the following issues:-

- Weighbridges Issues faced in Electronic VGM Submission due to lack of ODeX registered
- Caution Listing/ EDPMS reconciliation after 20th May 2017
- Request for extension of deadlines to clear caution list of our member exporters under Export Data Processing & Monitoring System (EDPMS)
- Concern over appreciation of Indian Rupee
- Submission of All Industry Rates of Duty Drawback for 2017
- Request for amendment in Notification No. 18 /2017-Customs dated 9th May, 2017 regarding import of Refined Bleached Deodorized Palm Stearin Soap & Oleo-Chemical Manufacturing Industries
- Request for Intervention:- Issues faced with Customs EDI system/ ICEGATE
- GST- Request for Correction in Description of Tariff line 3823, Clarification on rate in GST Schedule
- MEIS Application rejection due to mis-match (Hs code No.29161990) Ricinoleic Acid
- Request for Fixation of Norms under Self Declaration Basis for Advance Authorisation No.0810135864 Dt.17.08.2015 (File No.08/24/040/00143/AM16)
- Request for Public Notice regarding Modification of existing Nos.A3383, A3385, A3387, A3388
- System errors while filing online application of EOD and MEIS.
- Issues in applying for EODC of DFIA due to unavailability of shipping bills on DGFT server
- MEIS scrip delay due to description mismatch (Shivam Enterprise)
- Request for Intervention issues with Customs EDI System/ICEGATE
- Caution listing/EDPMS reconciliation after 20<sup>th</sup> May, 2017
- Shipping Bill data- Reg.Transmission of EDI Shipping Bills from Customs to DGFT Server
- Reduction of the proposed GST rate for surfactants from 28% to 18% & inclusion of Natural Gas, LSHS & FO under GST regime.
- Clarification regarding changes in IEC with the introduction of GST
- Chemexcil's submission of Board of Trade Meeting of 20<sup>th</sup> June, 2017



- Theft cases in Sahar Airport
- Shipping bill data- Regarding Transportation of EDI Shipping Bills from Customs to DGFT Server
- Re-activation of shipping bills for FPS application
- Request for reduction of proposed GST rate on all Essential Oils to 12%
- Transmission of EDI shipping bills from Customs to DGFT server for MEIS/correction of S/B data for EODC of DFIA
- Humble request to review the service-tax exemption given to the Common Effluent Plant (CETP) which is withdrawal from GST exemption listed in the 14<sup>th</sup> GST Council meeting held on 19.5.17 resulting in GST liability on operators of CEPT solid waste etc services provided by co-op soc Association company providing services to its members without any profit motive.
- Concerns regarding exports under GST framework
- Chemexcil inputs on Brazil Trade Policy Review (TPR) to be held on 17 & 19<sup>th</sup> July at WTO
- Request for clarification-applicability of Circular No.26/2017 Customs dated 19<sup>th</sup> July, 2017 provision to Merchant Exporters
- Trade dispute- Payment default FE Chemicals, Faisalabad, Pakistan
- Supplementary – Import of Stearic Acid ( HS 38231100) Ref No.50/2017 Customs dtd 30.6.2017
- Feedback on :Public Notice No.46/2017 dtd. 31.03.2017 regarding DG Cargo (Hazardous Cargo) at Mumbai Port.
- Exemption of Bank Guarantee along with Bond/ LUT (CBEC Circular No. 2/2/2017-GST dated 4<sup>th</sup> July 2017)
- Exemption from submission of Bank Guarantee along with Bond for Exporters (Merchant & Manufacturers) for exports without payment of IGST under Rule 16(iii)
- Inputs for proposed India EAEU FTA
- CBEC clarification on Bond/LUT/Bank Guarantee
- Supplementary- inputs on Brazil-Trade Policy Review (TPR) of to be held on 17 and 19th July, 2017 at WTO
- Anti-Dumping Duty initiated by China on Meta Phenoxy Benzaldehyde (MPBD)
- New Format of Bank Guarantee for Bond Purpose/ IGST Invoice No Field Missing in the Shipping Bill/ Application procedure & criteria for Self-Sealing permission
- Indian Domestic Production of Crude Naphthalene & Refined Naphthalene
- RBI- Cases of Caution Listing after 30<sup>th</sup> June, 2017
- Representation from NISA regarding NPA & ECGC Claim process





- Request for allowing Council's RCMC for Exemption from furnishing Bank Guarantee along with Bond for MSME/ Small exporters
- Request for Fixation of Norms under Self Declaration Basis for Advance Authorisation No.0810135864 Dt.17.08.2015 (File No.08/24/040/00143/AM16)
- Clarification regarding MEIS applicability after HS Code Harmonization
- Exemption of GST for sale of MEIS Scrips
- Shipping Bill Nos not reflected on DGFT site
- Issues faced in factory stuffing under Supervision/ Inability to clear containers
- Supplementary Feed-back on request from M/s. Global Exim USA for Removal of Restrictions on Imports of Boric Acid for Non-Insecticidal Use.
- REMINDER- Shipping Bill nos not being Reflected in the DGFT site
- ITC HS CODE 2017 Not available for MEIS benefit even after Harmonization
- CHEMEXCIL inputs- Issues to be raised in r/o. Belarus
- Expansion of Interest Equalisation Scheme- By Addition of more Tariff Lines & Inclusion of Merchant Exporters
- Status of Export Incentives under GST Framework / Continuation of Incentives Support to Overcome Trade Barriers
- Expansion Of Interest Equalisation Scheme- By Addition of more Tariff Lines & Inclusion Of Merchant Exporters
- ASEAN FTA Review - Duty inversion issues faced by Domestic (DTA) Manufacturers of Toilet Soaps (3401/3402) and Oleochemicals (382370/2905):
- Clarification on using "Short Name of Consignee" on Customs Documents
- MEIS application: Revised ITC(HS) Code No. 38249990 not updated on DGFT server
- Unavailability of GST Form TRANS 1/ Issues faced in utilization of Transition Credit in GSTR-3B
- Criteria for Self-Sealing permission & Application procedure/ Tamper Proof Electronic Seal/ Validity of past FSP's
- CHEMEXCIL- Inputs for the 2nd India-Indonesia Biennial Trade Minister's Forum meeting
- Chemexcil - Updated Suggestions for Mid-term Review of [FTP 2015-20](#)
- Status of Export Incentives under GST Framework / Continuation of Incentives Support To Overcome Trade Barriers
- Unable to submit Bond (with BG) for exports
- HS Code mismatch - Different HS codes for same item on GST Portal and ICEGATE


- GST-Compensation Cess paid at the Time of Import of Coal (Input credit on closing stock)
- Impact of GST on FTP Schemes/ Suggestions for Mid-term Review of [FTP 2015-20](#)
- Printing Error in Form A1 issued by E.I.A., Mumbai concerning shipment to Vietnam
- Inclusion of Natural Gas under GST
- Issues related to long term Visa for Bangladesh
- Issues raised during Commerce Secretary's visit to Himachal Pradesh on 3.5.2017
- Clarification on Refund of IGST on filing GSTR-1 and GSTR-3B for July 2017
- Monthly Action Taken Report on Export Promotion Measures
- GST issue- regarding sale of finish goods in DTA by EOU
- Request for faster processing of exporters refunds under GST
- Chemexcil Inputs for Hon'ble CIM - Commodity specific bottlenecks in exports - Meeting on 7-9-2017 at 4 PM
- MEIS Application - HS code no 29049990 not updated on DGFT server
- Chemexcil submission on bottleneck's /constraints faced by exporters
- MEIS Application- Issues faced due to non-reflecting HS codes on DGFT Server
- Pre-budget proposals for the year 2018-19
- Pending EODC files at Jt. DGFT Office, Surat
- Vendors of Electronic RFID Seals/ Request for Additional time
- MEIS Application - Revised HS code no 29049970 not updated on DGFT server
- Rejection of application for Post Export Transferable DFIA by DGFT RA Ahmedabad due to export from more than one Port
- Inputs regarding difficulties faced in the present MSME classification criteria in India
- Issues faced in MEIS application due to non-reflecting HS code after Harmonization
- CHEMEXCIL - Comments on Minutes of Inter-ministerial meeting dtd 24/08/2017 for finalising agenda points for the 2<sup>nd</sup> India-Indonesia Biennial Trade Ministers Forum meeting
- Nodal Officer for Self-Sealing Procedure at JNCH/ Approved Vendors of Electronic RFID Seals
- Supply of goods from EOU unit to DTA under Advance Authorisation
- Supplementary Inputs - Constraints faced in sustainable growth of Chemical Sector



- Inclusion of Fatty Acids - Lauric Acid & Myristic acid ( HS Code 291590) in Duty Exemption Notification for manufacturers of Soaps & Oleochemicals
- Inputs for 8th Round of India-Oman JCM
- Request for Modification of SION No. 62/1170
- MEIS Application - Revised HS code nos not updated on DGFT server
- Export of Services being taxed under GST and earlier Service Tax (Vide Notification No. 14/2014-ST Dated 11-7-2014 (Effective From 1-10-2014)
- Allowing import of Technical Pesticides (without the need for registration) under advance authorization scheme
- Request for Modification of SION No. 62/1170
- System/ EDI Issue causing Anti-Dumping Duty payment on import by EOU
- Issues faced in MEIS application due to non-reflecting HS code after Harmonization
- Representation related to Procurement of Natural Gas against Form C in Maharashtra
- Transitional credit of Excise paid on capital goods purchased by unregistered company
- Action Taken Report on Export promotion Measures for the month of September 2017
- Delay in re-transmission of S/B's for MEIS application
- Pending Cases of Norms Fixation pertaining to CHEMEXCIL members
- Issues faced with ICEGATE on 02/10/2017
- Awaiting up-dation of Notification No. 78 /2017-Customs dated 13/10/2017 on ICEGATE
- Upgradation of India-Korea CEPA - comments on additional 146 tariff lines from Korean side
- Processing of exporters ITC refunds under Rule 96A (Exports under LUT or Bond)
- Request for Clarification on Implementing Electronic Sealing for Containers by exporters under self-sealing procedure as per circular no. 41 dated 30/10/2017
- Field for mentioning Supplier's GSTIN & Invoice number in Shipping Bill (Merchant Export Notification no. 41 & 40)
- Pending Cases of Norms Fixation pertaining to CHEMEXCIL members
- AIR DBK Review: Submission of additional information by our member-exporters ( Meghmani Group)
- Provision for mentioning Supplier's GSTIN & Invoice number in Shipping Bill (Reg Merchant Export Notification no. 41 & 40)
- Errors faced in filing in Table 6A of GSTR1
- India-Kazakhstan JWGTEC: Chemexcil comments on Chemicals / Nomination of Officer for meeting



- Issues faced in providing cost sheet for GSP
- Incomplete IGST Refund Data from JNCH/ Entering GSTIN ID & Invoice no. of Multiple Suppliers
- Delay in processing of exporters ITC refunds under Rule 96A (Exports under LUT or Bond)
- Chemexcil inputs for 6<sup>th</sup> Session of India-Kazakhstan JWG to be held on 8<sup>th</sup> December, 2017
- Duty Drawback application on Brand Rate Fixation
- Pre-Budget Proposals from Alkali Manufacturers Association of India (AMAI) for Union Budget 2018-19
- DFIA File No. 03/84/076/00085/AM15: Issues faced while making online application for redemption
- Non Receipt of Duty Drawback
- Delay in fixation of Norms
- India-Korea CEPA upgradation - Additional inputs on Priority Request lists from Korea for concessions
- Submission for Pre-Budget Meeting on 14/12/2017 in New Delhi
- Trade issues of ASEAN countries (Indonesia)
- India- Israel FTA Negotiations
- e-seal: Readers at GTI
- Issues faced in entering GSTIN ID & Invoice no. of Multiple Suppliers in Shipping Bill (Ref Merchant exporter notification no. 41 & 42 dated 23/10/2017)
- Lack of Information on IGST Refund Status / Missing Shipping Bills in "IGST Shipping Bill - GSTN Integration Status Report" provided by JNCH for July 2017
- India-Peru Trade Agreement - Suggested items for tariff reduction
- Technical Issues related to IGST refunds faced by our members
- Issues faced in applying for Refund of un-utilized ITC on inputs used in making zero-rated supplies of goods (exports)
- Clarification on IGST rate to be taken by Merchant Exporters in their Shipping documents/ Provision of amendment in Shipping Bills
- Drawback related declaration in second provision to section 54(3) of RFD 01A
- Recovery of excess duty credit granted under MEIS Scheme
- Re-examination of RFID sealed containers at Ports ( JNCH, Mundra, Pipavav etc)
- Recovery of excess duty credit granted under MEIS Scheme



- Constraints faced by exporters in Chemical sector- Environmental issues, etc
- Urgent information on Progress of refund of IGST and ITC
- Drawback related declaration in second provision to section 54(3) of RFD 01A
- Chemexcil Inputs for Simplification and rationalisation of export documentation for reducing transaction time and cost
- Issues faced in correcting Table 9A due to invoice date 26/06/2017 and LEO dated 11/07/2017
- Request from member-exporters regarding physical verification of export products at their Bhavnagar - Gujarat factory vide SO 4018, 4107, 4170
- India-Peru Trade Agreement- Providing Inputs
- Pending Cases of Norms Fixation pertaining to CHEMEXCIL members
- Clarification sought on charging of GST on Foreign Inward Remittance
- Pending IGST Refunds on exports from JNCH (INNSA1)
- Pending IGST refunds on exports from ICD Khodiyar/ Hazira Port
- Pending IGST Refunds on exports from Air Cargo Complex, Mumbai (INBOM4)
- ADC approval during imports (chemicals used in paper and textiles)
- Trade Complaint- Non receipt of export payment from Peru Buyer
- Delays in import clearance due to FSSAI mapping of AEO certified exporter
- Clarification on IGST rate to be taken by Merchant Exporters in their Shipping documents/ Provision of amendment in Shipping Bills
- Bill of Entry Copies regarding Issues faced with FSSAI Mapping during import of Chemicals/ Request for an appointment
- Trade Facilitation Committee meeting (Import) to be held on 22/01/2018 & Issues faced with FSSAI Mapping & HS Code Classification during import of Chemicals
- Chemexcil Points for PTFC meeting at JNCH on 22/02/2018
- Response to letter dated 07/02/2018 from "The Solvent Extractors' Association of India" seeking rationalisation of import duty on Palm Stearin, PFAD and Soap Noodles to provide level playing field to domestic refiners
- Self Sealing issues/ Re-examination of ISO Tanks & Flexi tanks
- Clarification to SEZ's regarding applicability of abeyance till 30/09/2015 for issuance of MEIS scrips in cases where intent is declared as "N"
- Delay in updation of new HS code 38231100 for export product Stearic Acid in the MEIS Schedule
- Pre-import condition for IGST exemption on imports under advance authorization (Para 4.14)/ Status of IGST exemption after 31/03/2018 to DGFT

- Chemexcil Inputs on India-Canada CEPA
- Inputs on India-EAEU Trade agreement on Goods
- IGST refund held up due to delay in EGM Number
- Non receipt of IGST refund due to PFMS error
- Joint DGFT Pune RA Trade Notice regarding old cases of MEIS
- Issues faced by member exporters while making online application for redemption of license
- Strategy to enhance the Indian Economy by 5 Trillion US\$ in the next 7 to 10 years
- Clarification sought on charging of GST on Foreign Inward Remittance related to exports
- Document Scans regarding Simplification and rationalisation of export documentation for reducing transaction time and costs
- Information on Logistics Problems faced in the Chemical Sector
- IGST refund on exports from Hazira Port
- Issues faced in Mundra Port due to Re-Examination of Export Containers shipped under RFID Sealing
- Chemexcil inputs for India EU BTIA Negotiations
- PMFAI Comments on proposed Pesticide Management Bill -2017
- Comments regarding “Dyers Association of Tirupur” representation on price of Hydrogen Peroxide used in dyeing and bleaching units
- Exports of Chemicals from India to Finland
- Chemexcil issues for GRC Meeting on 22/03/2018 at 3.00 pm
- Rectification in GSTR-3B (erroneously mentioning export sales in Table 3.1(a) instead of 3.1 (b))
- Shipping Bills of error code SB005 not reflecting in JNCH List/ Request for error code status of shipping bills pertaining to JNCH
- DBK Payment delay/ Suspended Shipping Bill
- Inputs for 5<sup>th</sup> India-Brazil Trade Monitoring Mechanism (TMM) to be held in New Delhi during June 2018
- Comments on Rajya Sabha Provisional admitted Starred/Unstarred Question regarding “Identification of products for specific geographies”
- MEIS application error
- Comments on Draft document on “Indian National Strategy for Standards (INSS)”
- Contact details of the Manufacturing Companies in Chemical Sector having export interest in EU



- Comments on SPS/TBT Measures being faced by Indian Exporters while exporting their products to EU
- Bill of Entry Copies regarding Issues faced with FSSAI Mapping during import of Chemicals/ Request for an appointment
- Pre-import condition for Advance Authorization & problems being faced by exporting community to Ministry

## **OVERSEAS TRADE DISPUTE**

The Council received representations from exporters on overseas trade disputes related to delay in exports payment, supply of sub-standard materials etc. As a follow-up action, letters were sent to Indian Missions abroad for intervention.

## **INFORMATION TO MEMBERS**

The Council disseminates information to member-exporters pertaining to DGFT/CBEC/RBI Circulars and Notifications. Information received on Anti-Dumping Investigations, TBT/SPS Measures etc. were also passed on to the members as well as uploaded on website.

## **INTERNATIONAL TRADE ENQUIRIES**

The International Trade Enquiries received by the Council from potential importers and Indian Missions abroad were circulated to concerned Manufacturers Exporters and also put on our website.





## DETAILS OF VARIOUS CERTIFICATES /LETTERS ISSUED & ADMISSION OF NEW MEMBERS DURING APRIL 2017 TO MARCH 2018 BY HEAD OFFICE AS WELL AS REGIONAL OFFICES

### Head Office, Mumbai:

Sr. No.	Particulars	Details
1.	Registration Cum Membership Certificate (RCMC)	
	Fresh	86
	Renewed	168
	Combined	254
	Incorporated Amendments	38
2.	Non Preferential Certificate of Origin.	144
3.	Visa Recommendation Letters	203
4.	Total New Member Admitted	86

### Regional Office- Ahmedabad:

Sr. No.	Particulars	Details
1.	Registration Cum Membership Certificate (RCMC)	
	Fresh	97
	Renewed	124
	Combined	20
	Incorporated Amendments	34
2.	Non Preferential Certificate of Origin.	08
3.	Visa Recommendation Letters	76
4.	Total New Member Admitted	97

### Regional Office- Bengaluru:

Sr. No.	Particulars	Details
1.	Registration Cum Membership Certificate (RCMC)	
	Fresh	41
	Renewed	69
	Combined	03
	Incorporated Amendments	03
2.	Non Preferential Certificate of Origin.	00
3.	Visa Recommendation Letters	04
4.	Total New Member Admitted	41

**Regional Office- Kolkata:**

Sr. No.	Particulars	Details
1.	Registration Cum Membership Certificate (RCMC)	
	Fresh	20
	Renewed	17
	Combined	37
	Incorporated Amendments	07
2.	Non Preferential Certificate of Origin.	02
3.	Visa Recommendation Letters	01
4.	Total New Member Admitted	20

**Regional Office- New Delhi:**

Sr. No.	Particulars	Details
1.	Registration Cum Membership Certificate (RCMC)	
	Fresh	54
	Renewed	24

**SEMINAR/INTERACTIVE MEETINGS HELD/ATTENDED  
BY HEAD OFFICE & REGIONAL OFFICES:**

During the period under review following meetings / Interactive Sessions attended by Head Office & Regional Offices

Sr. No.	Date	Seminars and Meeting Organized / Associated
<b>Head Office- Mumbai</b>		
1	09 May 2017	Seminar on GST Trade Awareness with M/s. VoxLaw at Hotel Marine Plaza, Mumbai
2	26 Jul 2017	Seminar on Export / Import under GST Regime with M/s. Lakshmikumaran & Sridharan (L & S) Attorneys at Mayfair Banquet, Worli, Mumbai.
3	03 Oct 2017	GST Outreach session at O/o Principal Commissioner, CGST, Mumbai South Commissionerate, Mumbai
4	03 Nov 2017	REACH Seminar with ECHA representatives, Mumbai
5	28 Nov 2017	Interactive meeting with e-seal Vendor- M/s. IB Track Solutions Private Limited in Conference Room, Chemexcil, Mumbai
6	16 Jan 2018	Interactive meeting at Chemexcil Mumbai office regarding issues faced by Importers (HS Code Classification & FSSAI)
7	08 Feb 2018	Interactive meeting with M/s. Lakshmikumaran & Sridharan (L & S) Attorneys on E-way Bill System at Chemexcil, Mumbai
8	23 March 2018	Seminar on GST Challenges (e-way bill system, GST amendments etc.) with M/s. Lakshmikumaran & Sridharan (L&S) Attorneys during CAPINDIA 2018

9	23 March 2018	Seminar on REACH 2018 by Mr. Gagan Kumar- Reach law during CAPINDIA 2018
---	---------------	--

### Regional Office- Ahmedabad

1	09 Jun 2017	Seminar on GST Trade Awareness organized at Hotel Ramada, Ahmedabad.
2	25 July 2017	Half day Seminar on “ Export/Import under GST Regime” at Hotel Novotel, Ahmedabad.
3	31 Oct 2017	DBK consultation meeting with Drawback Committee
4	25 Jan 2018	Niryat Bandhu program at Silvassa alongwith O/o Addl DGFT Silvassa
5	16 March 2018	Seminar on Challenging issues under GST with M/s. Lakshmikumaran & Sridharan (L&S) Attorneys, Vapi

### Regional Office- Bengaluru

1	24 April 2017	Stakeholder Consultations at Bangalore on India- EAEU FTA-Chaired by Shri Sunil Kumar, IAS, JS DoC at VTPC
2	28 April 2017	A Panel discussion on the subject of Exports from Karnataka – Issues & Prospects was organized by FIEO at Hotel Chalukya to discuss the overall view of Exports from Karnataka and the obstacles of exports from the State.
3	20 June 2017	SME, IACC & Indo American Chamber of Commerce jointly organized a meet with MSME Manufacturers from Peenya Industrial area, Bidadi Industrial area, Rajajinagar Industrial Area at WTO, Bangalore on 20.6.17
4	22 June 2017	Open house by the Commerce Secretary on FTP and GST Commerce Secretary Ms. Rita Teatota, IAS addressing open house of exporters organized by FIEO in Bengaluru 22 <sup>nd</sup> June 2017
5	26 June 2017	Associated with FIEO in connection a Workshop on G.S.T at VTPC, Bangalore on 26.6.2017
6	14 July 2017	Seminar on Export/Import Under GST Regime in association with VTPC for the Members Exporters at VTPC Bangalore
7	12 October 2017	DGFT Organized Niryat Bandhu program for new entrepreneurs at Bangalore.
8	11 December 2017	DGFT Bangalore Organized an Interactive session on Midterm Review of FTP- more than 100 exporters attending in Association with FIEO
9	15 December 2017	CAPINDIA Roadshow Seminar Organized on 15.12.2017, CHEMEXCIL Jointly with PLEXCOUNCIL, CAPEXIL and SHEFEXIL the 3rd edition of CAPINDIA 2018 Exhibition. Also Along with CAPINDIA roadshow we also conducted an interactive meeting with e-seal vendor M/s. ibTrack Solutions Private Limited for Members Exporter.

### Regional Office- New Delhi

1	07 April 2017	‘First Meeting of Steering Committee of CAPINDIA’, held in Dept. of Commerce.
2	10 April 2017	Oral Hearing in respect of Anti-Dumping Investigation concerning import of ‘Naphthalene’ held under the chairmanship of Shri Inderjit Singh, AS&DA, DGAD, Ministry of Commerce & Industry, Govt. of India.



3	28 – 29 April 2017	CII AGM 2017 'Future of Globalization: Can India Lead?', organized by CII.
4	1 – 2 May 2017	4 <sup>th</sup> National Standards Conclave 'Evolving a Comprehensive National Strategy for Standards: Sectoral and Regional Inclusiveness' organized by CII & DOC in collaboration with EIC, BIS, NABCB & Centre for WTO Studies
5	9 May 2017	Interactive Session with 'H.E. Mr. Bert Koenders, Minister of Foreign Affairs, The Kingdom of Netherlands' organized by CII
6	25 May 2017	Session on 'Branding Products in International Markets' organized by FIEO
7	29 May 2017	Meeting of FICCI Crop Protection Chemicals Committee, organized by FICCI
8	30 May 2017	Meeting on Regional Comprehensive Economic Partnership (RCEP), a Free Trade Agreement (FTA) among 16 countries, i.e 10 members of ASEAN and their six FTA partners, held under the Chairmanship of Joint Secretary (Chemicals), Dept. of Chemicals & Petrochemicals
9	30 May 2017	Stakeholders Consultation on Australia Group of Chemicals, held under the Chairmanship of Shri Samir Kumar Biswas, IAS Joint Secretary (Chemicals), Department of Chemicals & Petrochemicals, Ministry of Chemicals & Fertilizers, Govt. of India
10	30 – 31 May 2017	1 <sup>st</sup> India – Commonwealth SME Trade Summit, organized by ICSA & FISME
11	2 June 2017	Outreach Program on GST under the Chairmanship of Shri Ajay Kumar Bhalla, DGFT, organized by FIEO
12	8-9 June 2017	9 <sup>th</sup> Annual International G20 Conference on 'Re-imagining Globalisation: Views from G20 Countries' jointly organized by ICRIER in partnership with World Bank, IMF & ADBI
13	9 June 2017	World Accreditation Day 2017 'Accreditation: Delivering Confidence in construction and Built Environment' organized by NABCB, NABL & NABET (Constituent Boards of QCI)
14	10 June 2017	Meeting of the 60th General Body & Executive Committee of ICEOFF
15	12 June 2017	Meeting on 'Rule of Origin' (ROO) relating to the India – EFTA Trade and Economic Partnership (TEPA) held under the chairmanship of Shri Bipin Menon, Director, DOC
16	12 June 2017	Meeting on Value Addition on Castor Oil and its multiple usage
17	13 June 2017	Inter-Ministerial Meeting on India-Kenya JTC, held under the Chairmanship of Shri Manoj Dwivedi, Joint Secretary, Dept. of Commerce
18	16 June 2017	First Meeting of the Regional Committee (Northern Region) CHEMEXCIL, held under the chairmanship of Shri Rajesh Srivastava, Deputy Regional Chairman, CHEMEXCIL

19	20 June 2017	Meeting on 'Stakeholder Consultation under Chairmanship of Shri Rajive Kumar, Secretary, Shipping' organized by FIEO
20	22 June 2017	Keynote address on ASEAN-India Partnership by Smt. Sushma Swaraj, Hon'ble Minister of External Affairs, Govt. of India
21	5 July 2017	'Steering Committee meeting of CAPINDIA', held under the chairmanship of Shri Sunil Kumar, IAS, Joint Secretary, Dept. of Commerce
22	7 July 2017	'Session on Export Procedure under GST' organized by FIEO
23	21 July 2017	Conference on Trade Facilitation Agreement: Learning From Implementation Experience, jointly organized by CBEC, Ministry of Finance, FICCI & The World Bank in partnership FFAI, DCCAA and EICI
24	24 July 2017	First Meeting of the Steering Committee of India – Chem 2018 held under the Chairmanship of Secretary (C&PC) , Ministry of Chemicals & Fertilizers
25	26 July 2017	Meeting to discuss about Non-tariff barriers of ther countries and their effects on our exports, held under the Chairmanship of Shri Samir Kumar Biswas, IAS, Joint Secretary (Chemicals), Department of Chemicals & Petrochemicals, Ministry of Chemicals & Fertilizers, Govt. of India
26	3 August 2017	Seminar on "Export / Import under GST Regime" organized by CHEMEXCIL at Hotel The Royal Plaza in New Delhi
27	8 August 2017	Meeting on 'up-gradation of India Korea CEPA - Rules of Origin' under the Chair of Shri Dammu Ravi, Joint Secretary, Department of Commerce
28	17 August 2017	Stakeholder meeting on FTA rules of origin with CANADA, EFTA and Peru held under the chairmanship of Shri Bipin Menon, Director, MOC
29	30 August 2017	Consultative Session on 'WTO, Multilateralism and Indian Industry – Issues before Buenos Aires WTO Ministerial' organized by CII in collaboration with RIS
30	30 August 2017	Session on 'Post GST impact on Exports', organized by FIEO
31	31 August 2017	Meeting of Jury for FICCI Chemical and Petrochemical Awards 2017, organized by FICCI
32	4 September 2017	'Preparation of Chemical Inventory'/ 13 meeting of POP RC under Stockholm Convention' held under the Chairmanship of Secretary (C&PC), Dept. of Chemicals & Petrochemicals
33	11 September 2017	Inter-Ministerial Stakeholder's Meeting to discuss issues pertaining to for POPRC 13 and CRC 13, held under the Chairmanship of Shri Ritesh Kumar Singh, Joint Secretary, Ministry of Environment, Forest & Climate
34	26 September 2017	Science, Technology and Innovation Policy (STIP) Forum Lecture Series, jointly organized by RIS with TERI, CSE, CEFIPRA, Vigyan Parishad and IHC
35	27 September 2017	Special Lecture on 'International Order and Rule of Law in Times of SDGs' Jointly organized by RIS with Indian Law Institute
36	28 September 2017	Meeting on 'Expansion of India-MERCOSUR PTA- Exchange of Initial Offers' under the Chairmanship of Shri Shyamal Misra, IAS, Joint Secretary, Dept. of Commerce & Industry



37	29 September 2017	Meeting on 'India EFTA Rules of Origin' held under the Chairmanship of Shri Bipin Menon, Director, Dept. of Commerce
38	12 October 2017	Stakeholders' consultation on 'Rules of Origin'(ROO) issues for Chemicals, Pharmaceuticals, Petrochemicals, Specialty Chemicals, Dyes Paints, Plastics, Rubber, Misc. Chemicals Products and Allied Products, organized by Dept. of Commerce, FICCI & CHEMEXCIL
39	26 October 2017	Thought Leadership Lecture on 'Globalisation and its Challenges to the Trade and Development Agenda', jointly organized by FICCI & CUTS International
40	1 November 2017	Meeting with Mr. Geert Dancet, Executive Director, ECHA, session organized by FICCI
41	2 November 2017	'Naphthalene ADD case oral hearing' held under the Chairmanship of Shri Sunil Kumar, IAS, AS & DG, Ministry of Commerce & Industry, at DGAD, New Delhi
42	7 September 2017	Interactive Session cum Workshop on Chemical and Petrochemical Sector, organized Department of Chemicals & Petrochemicals, Ministry of Chemicals & Fertilizers, GOI
43	9 November 2017	6 <sup>th</sup> India –Kazakhstan Joint Working Group on Trade and Economic Cooperation (IK-JWTEC) held under the chairmanship of Shri Sunil Kumar, IAS, Additional Secretary, Dept. of Commerce
44	14 November 2017	11 <sup>th</sup> India – EU JWG meeting on SPS /TBT held under the Chairmanship of Smt. Anita Praveen, IAS, Joint Secretary, Dept. of Commerce
45	16-17 November 2017	National Workshop on Export Marketing (with special emphasis on Export of Essential Oils, Fragrance & Flavours) organized by Ministry of MSME in collaboration with FFDC & in association with CHEMEXCIL
46	24 November 2017	'Promoting market access for Indian Chemical Industry in Europe' , meeting chaired by Smt. Ishita G.Tripathy, Director, MOC
47	27 November 2017	Meeting on India – Peru Trade Agreement – Stakeholder Consultation on Trade in Goods Chapter held under the Chairmanship of Shri Shyamal Misra, IAS, Joint Secretary, Dept. of Commerce, Ministry of Commerce & Industry, GOI
48	28 November 2017	'CII Chemistry Everywhere Conference – Energizing Make in India through the Chemicals & Petro-Chemicals Industry, organized by CII in partnership with Department of Chemicals & Petrochemicals
49	1 December 2017	Meeting on Up gradation of India – Korea CEPA, held under the Chairmanship of Shri Sanjay Chadha, Joint Secretary, Dept. of Commerce, Ministry of Commerce & Industry
50	8 December 2017	Meeting on Negotiations under the proposed Economic and Technology Co-operation Agreement (ETCA) with Sri Lanka held under the Chairmanship of Shri B. S. Bhalla, IAS, Joint Secretary, Department of Commerce
51	11 December 2017	National Validation Meeting: SASEC National Sanitary-Phytosanitary and Technical Barriers to Trade Diagnostic Study for India jointly organized by Dept. of Commerce & Asian Development Bank



52	14 December 2017	Pre-Budget meeting for Union Budget 2018 -19 held under the Chairpersonship of Dr. John Joseph, Member (CBEC), Dept. of Revenue, Ministry of Finance, Govt. of India
53	14 December 2017	Seminar on Sharing CITD Project Achievements organized by CITD (European Union) delegation to India
54	19 December 2017	Meeting to discuss the issues affecting market access for the Indian Chemical Industry to EU and other markets held under the Chairmanship of Shri Shyamal Misra, IAS, Joint Secretary, Dept. of Commerce
55	27 December 2017	Meeting on India-Peru Trade Agreement- Stakeholder consultation on Trade in Goods Chapters held under the Chairmanship of Shri Shyamal Misra, IAS, Joint Secretary, Dept. of Commerce
56	28 December 2017	Seminar on 'Commonwealth Summit 2018: Evolving Development Strategies' organized by RIS
57	4 January 2018	'Roadshow on CAPINDIA 2018 Exhibition', organized by CHEMEXCIL, PLEXCONCIL, SHEFEXIL, CAPEXIL at New Delhi
58	9-10 January 2018	Meeting of the Sub-Committee of MAI Proposals FY 2018 -19 held under the Chairmanship of Shri Rajneesh, Joint Secretary, DOC
59	10 January 2018	'Training Session to demonstrate the complete flow of CPDS web application', conducted by STL under supervision of Dept. of Chemicals & Petrochemicals
60	12 January 2018	International Conference on 'ASEAN – INDIA @25': Retrospection and the Way Forward', organized by RIS
61	18 January 2018	Meeting of The Proposed Executive Committee of ICEOFF
62	22-23 January 2018	'ASEAN – INDIA Investment Meet & Expo', organized by Ministry of Commerce & Industry in collaboration with the Ministry of External Affairs and CII
63	24 January 2018	'PHILIPPINES-INDIA Business Forum, organized by Philippines Trade and Investment Centre, New Delhi
64	8 February 2018	Meeting on Issues faced with FSSAI Mapping & HS Code Classification during import of Chemicals held under chairmanship of Shri S P Sahu, Commissioner, Single Window, CBIC
65	12 February 2018	Development of an existing Institution as a model institution to provide skill training required by the Chemical Industry, meeting held under the Chairmanship of Shri Samir Kumar Biswas, IAS, JS (Chemicals) Dept. of Chemicals & Petrochemicals
66	13 February 2018	Meeting to discuss the MAI Proposals FY 2018 -19 related to EU Countries under the Chairmanship of Smt. Anita Praveen, IAS, Joint Secretary, Dept. of Commerce
67	16 February 2018	'Process Safety Management in chemical Industries' organized by Indian Chemical Council in association with CHEMEXCIL at Bhiwadi, Distt. Alwar, Rajasthan
68	23 February 2018	Meeting of Empowered Committee of MAI Proposals FY 2018-19 held under Chairmanship of Smt. Rita Teotia, IAS, Commerce Secretary, MOC





69	6 March 2018	Meeting on Formulation of BIS Standards IS: 10116:2015, held under the Chairmanship of Shri Samir Kumar Biswas, IAS, Joint Secretary, Dept. of Chemicals & Petrochemicals, Ministry of Chemicals & Fertilizers, Govt. of India
70	7 March 2018	Town Hall Session on Pending IGST / ITC refunds, organized by FIEO
71	14 March 2018	One-day National Consultation on SDG1, organized by RIS along with Niti Aayog and UN India
72	15 March 2018	Issues and Challenges before the Castor Industries in Value Addition/ Derivatization – Needs and Requirements organized by TIFAC
73	17 March 2018	Seminar on Anti-Dumping Laws and Practices: Emerging Trends & Way Forward, jointly organized by FICCI and FFTR
74	19 March 2018	Interactive business session with the WTO DG Mr. Roberto Azevedo, organized by CII
75	23 March 2018	Meeting to understand the concerns of Exporters held under the Chairmanship of Member (Customs)
76	23 March 2018	Meeting on Value Addition on Castor Oil Production and its multiple usages, held under the chairmanship of Shri Samir Kumar Biswas, IAS, Joint Secretary, Dept. of Chemicals & Petrochemicals
77	24 March 2018	Meeting of The Executive Committee – ICEOFF
78	26 March 2018	'The Global Industry Association' Summit – Agents of Change: Partners for Progress', organized by ASCON – CII Associations Council

### Regional Office- Kolkata

1.	May, 2017	DGFT jointly with CAPEXIL, CHEMEXCIL, SHEFEXIL, PLEXCONCIL, TEA BOARD and Ministry of Commerce and Industry (Govt. of India) organized Stakeholders Consultation Meet on FTA between Eurasian Economic Union (EAEU) and India at EEPC India Conference Hall, "Vanijya Bhavan" on 11 <sup>th</sup> May 2017, Kolkata. Guest in Chief: Shri Sunil Kumar, IAS, Joint Secretary, MOC&I, Dept. of Commerce.
2.	May, 2017	Interactive session with Shri S K Panda, IRS, Chief Commissioner Customs & Service Tax on various EXIM trade issues related to airport on Thursday 25 <sup>th</sup> May, 2017 at the Cargo Complex NSCBI Airport Kolkata.
3.	June, 2017	Inauguration of DGCIS Auditorium and Seminar on Export Potential of Export India – Current Status & Future Prospects on 21 <sup>st</sup> June 2017 at Directorate General of Commercial Intelligence and Statistics, Kolkata. Guest in Chief: Smt. Rita Teatota, IAS, Commerce Secretary, Government of India & Shri Ajay Kumar Bhalla, IAS, Director General, DGFT.
4.	June, 2017	FIEO in association with EEPC India & GJEPC is organizing this Interactive Session on Mid Term Review of Foreign Trade Policy, Interactive meeting with Smt. Rita A Teatota, IAS, Commerce Secretary, Department of Commerce, Ministry of Commerce & Industry, and Government of India on 21 <sup>st</sup> June 2017 at The Ballroom, The Oberoi Grand, Kolkata.
5.	July, 2017	Chemexcil seminar on "Export / Import under GST regime and interactive session" at hotel Lalit Great Eastern, Kolkata on 28 <sup>th</sup> July, 2017. Guest in Chief: Shri Adesh Kumar, Additional Commissioner, Commercial Taxes, West Bengal.

6.	August, 2017	Stakeholders Discussion-Mid Term Review of FTP 2015-20 pertaining to West. The stakeholder's discussion hosted by Directorate of Industries on 3 <sup>rd</sup> August, 2017 chaired by Shri Kamalakanta, ED, WBIDC at WBIDC (Protiti), Kolkata 16.
7.	August, 2017	EEPC India Regional Award Function on 22 <sup>nd</sup> August, 2017 at The Ball-room, The Oberoi Grand, Kolkata. Guest in Chief: H.E. Shri Tathagata Roy, Hon'ble Governor of Tripura.
8.	October, 2017	The Indian Chemical and Cosmetics exhibition organized by Chemexcil and supported by the High Commission of India at International convention city Bashundhara (ICCB), Dhaka, Bangladesh on 8 - 9 <sup>th</sup> October 2017.
9.	November, 2017	Merchants' Chamber of Commerce & Industry organized Interactive Session with Shri Vinit Kumar, Chairman, Kolkata Port Trust on "Outlook for Kolkata Port" on 28 <sup>th</sup> November, 2017 at Conference Hall, Merchants' Chamber of Commerce & Industry, Kolkata.
10.	December, 2017	Merchants' Chamber of Commerce & Industry organized Interactive Session with Dr. Sanjeev Chopra, Additional Chief Secretary, Dept of Agriculture, and Government of West Bengal on "Agri-Business opportunities in West Bengal" on 5 <sup>th</sup> December, 2017 at The Oberoi Grand, Kolkata.
11.	December, 2017	Third and Fourth set of Eastern Region Export Excellence Awards, organized by FIEO (ER) on 21 <sup>st</sup> December, 2017 at the Oberoi Grand, Kolkata. Guest in Chief: Shri Amit Mitra, Hon'ble minister of Industry, Commerce & Enterprise and Finance, Government of West Bengal.
12.	January, 2018	CHEMEXCIL jointly with PLEXCONCIL, CAPEXIL and SHEFEXIL organised a Road-Show (Seminar) in Kolkata to disseminate information on the CAPINDIA 2018 Exhibition on 15 <sup>th</sup> January, 2018 at Conference hall of EEPC INDIA, Vanijya Bhavan, Kolkata.
13.	January, 2018	Bengal Global Business Summit 2018 organized by Government of West Bengal on 16 <sup>th</sup> – 17 <sup>th</sup> January 2018 at Biswa Bangla Convention Centre, Kolkata.
14.	February, 2018	DGFT, KOLKATA organized meeting to 'Meet with Exporters' to interact with the DGFT Officers regarding any suggestions, queries and problems faced by exporting community on 20 <sup>th</sup> February, 2018 at Conference Room at Office of the Additional Director General of Foreign Trade, Kolkata.
15.	March, 2018	As per intimation by Shri Vijay Shanker Pandey, Under Secretary, Foreign Trade (CIS), EP (CAP), ECGC & EXIM Bank, Department of Commerce, Ministry of Commerce and Industry and Mr. J.K Singh, PS, Commerce Minister, various EPC's organised an informal meeting with Hon'ble CIM Shri Suresh P. Prabhu on 3 <sup>rd</sup> February, 2018 at Swissôtel Kolkata.

## CHEMEXCIL'S COMPLETED EVENTS DURING THE YEAR 2017-18 UNDER MAI

### **Brief Report of the Event:**

#### **1. 17th China Interdye 2017 held from 12-14 April 2017 at Shanghai, China**

The 17<sup>th</sup> China Interdye Exhibition 2017 was a premier show for Dyes and Dye Intermediates, Pigments and Textile Chemical industry which was held at Shanghai World Expo Exhibition & Convention Centre (SWEECC), Shanghai, CHINA from 12<sup>th</sup> -14<sup>th</sup> April 2017.

It is an annual exhibition organized jointly by the China Dyestuff Industry Association, China Dyeing and Printing Association and China Council for the Promotion of International Trade, Shanghai Sub-Council. The co-organizer of this exhibition was Shanghai International Exhibition Service Co., Ltd. It was held concurrently with 2017 China International Digital Textile Printing and Dyeing Automatics Exhibition to create a one-step sourcing platform for textile printing and dyeing Industry.

CHEMEXCIL along with SHEFEXIL had organized an India Pavilion with 106 member-companies of CHEMEXCIL and 12 member-companies of SHEFEXIL participating in it. The India pavilion was inaugurated by His Excellency Shri Prakash Gupta, Consul General of India to Shanghai along with Mr. Li Shousheng, Chairman, China Petroleum and Chemical Industry Federation, Mr. S.K Ranjan, Deputy Secretary, Department of Commerce, Ministry of Commerce and Industry, Mr. Ajay Kadakia, Vice Chairman, CHEMEXCIL and local Chinese dignitaries (including the President of the Organizing Committee). After the inauguration, all the dignitaries visited the India Pavilion and interacted with the exhibitors.

The show was attended by more than 630 domestic and overseas exhibitors from 17 countries and 16681 visitors from 40 different Countries and regions. Along with the exhibition, there were 14 high-quality seminars and professional events organized which was attended by 3500 Industrialist.

#### **2. CHEMSPEC Europe 2017 31<sup>st</sup> May – 1<sup>st</sup> June 2017 at Munich, Germany**

CHEMEXCIL participated in Chemspec Europe-2017 exhibition being organized by M/s. Mack Brooks Exhibitions Limited, UK, 31<sup>st</sup> May -1<sup>st</sup> June-2017 at Hall A5 and A6 at Munich Trade Fair Centre in Germany. This project was sanctioned under MAI scheme. Altogether 49 CHEMEXCIL member-exporters participated in this exhibition.

Chemexcil Pavilion was inaugurated by Mr. Sugandh Rajaram, Hon'ble, Consul General of India, Munich, Germany, on 31<sup>st</sup> May-2017 at 10.00am along with Mr. S.G. Bharadi, Executive Director, Chemexcil. Over 5000+ visitors from various countries and regions visited this exhibition from Agrochemical intermediates, biotechnology, Catalysts, Colours & Pigments, Flavors & Fragrances, Organic Intermediates, Photographic Chemicals and Water treatment chemicals sectors.

#### **3. 2<sup>nd</sup> Agri Business Global Trade Summit 2017 held from 8-10 August, 2017 at Bally's Las Vegas, USA**

CHEMEXCIL Participated along with its members in ABG Trade Summit, 2017 held at Bally's Las Vegas, 3645 S Las Vegas Blvd, Las Vegas, NV 89109, Nevada, United States from 8th to 10th August-2017.

Total 27 member-exporters from CHEMEXCIL exhibited in the above exhibition under the umbrella of CHEMEXCIL. The said exhibition was followed by seminar on Agriculture technology,

Formulation Science Symposium, R&D's Role in Bringing New Products to Crop Protection Product Formulators and Distributors, etc.

**4. 1<sup>st</sup> Indian Chemicals & Cosmetics Exhibition 2017 held from 7-9 October, 2017 at Dhaka, Bangladesh.**

Council had organized Indian Chemicals & Cosmetics Exhibition 2017 from 7-9 October, 2017 at Dhaka, Bangladesh. The exhibition was inaugurated by Mr. Shishir Kothari, Second Secretary, Commerce from the High Commission of India in Bangladesh.

Total 32 companies had exhibited in the ICCE. Mr. Shishir Kothari laid the stress on organizing such exhibitions every year to gain the momentum and showcase the strength to Indian industries to Bangladesh market. He also mentioned that for any trade dispute the High Commission office can assist Indian Companies / Individuals resolving their trade disputes with the Bangladeshi companies amicably.

**5. Interdye Asia Exhibition 2017 held form 1-3 November, 2017 at Bandung, Indonesia.**

The Interdye Asia Exhibition 2017 was a premier show for Dyes and Dye Intermediates, Pigments and Textile Chemical industry which was held at Bandung, Indonesia from 1-3 November, 2017.

CHEMEXCIL had organized an India Pavilion with 40 member-companies of CHEMEXCIL and 10 member-companies of SHEFEXIL participating in it. The India pavilion was inaugurated by His Excellency Shri Pradeep Kumar Rawat, Hon'ble Ambassador of India to Indonesia along with, Shri. Anand Prakash, First Secretary, Embassy of India to Indonesia, Shri. Prabir Bhattacharya, Attaché (Commerce), Embassy of India to Indonesia, CHEMEXCIL Vice Chairman Shri. Ajay Kadakia who also visited the India Pavilion and interacted with the exhibitors. An interactive session was also hosted by Embassy of India to Indonesia on 1<sup>st</sup> November, 2017.

Interdye Asia Exhibition 2017 aimed to provide a useful commercial platform for exhibitors and visitors from all related fields to cooperate and build up a firm position for their business in the growing market of Indonesia.

**6. 19<sup>th</sup> China International Agro Chemicals & Crop Protection Exhibition held from 7-9 March, 2018 at Shanghai, China**

The 19<sup>th</sup> China International Agrochemical & Crop Protection (CAC 2018) exhibition was a 3 days event held from 7<sup>th</sup> – 9<sup>th</sup> March 2018 at the Shanghai New International Expo Centre (SNIEC) in Shanghai, China. This event was held concurrently with the 19<sup>th</sup> China International Agrochemical and Crop Protection Equipment Exhibition (CAC 2018) and the 9<sup>th</sup> China International Fertilizer Show (FSHOW 2018).

In order to promote exports of Agro Chemicals from India and also to assist our members to explore the market potential in China, the Council has participated in the 19<sup>th</sup> China International Agrochemical & Crop Protection (CAC2017) held from 7<sup>th</sup>-9<sup>th</sup> March 2018.

As the largest Agrochemicals exhibition in China, CAC offers an international trade, communication and exchange platform involving pesticides, fertilizers, seeds, beyond-agriculture, production & packaging equipment, crop protection equipment, logistics, consultancy, laboratories and supportive services.

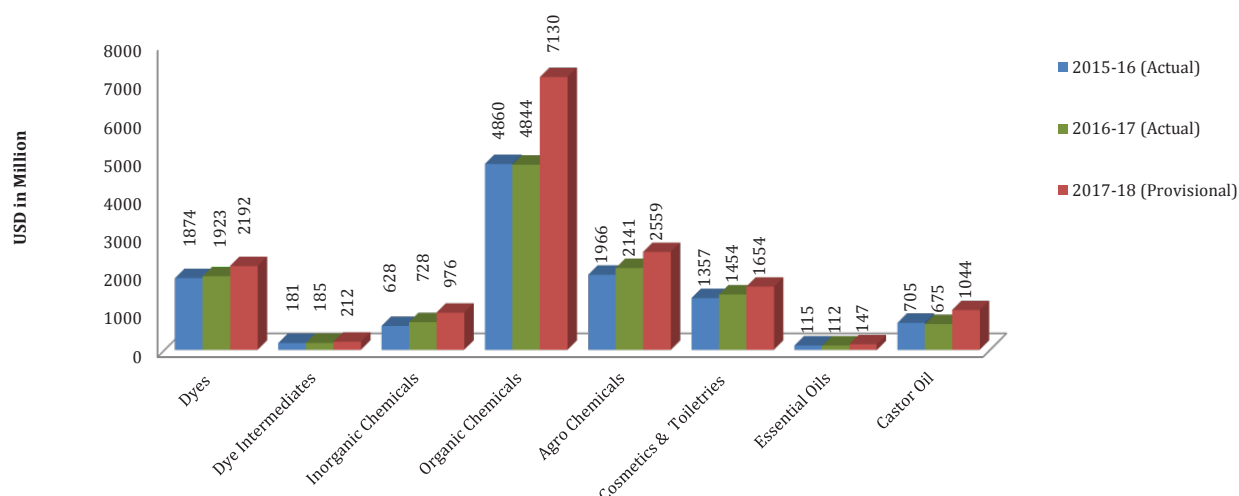
CHEMEXCIL had organized an India Pavilion in CAC 2017 by booking 622 sq.mt. of space in Hall N3 at SNIEC. Total 35 exhibitors from India had showcased their products under the umbrella of CHEMEXCIL.

### CHEMEXCIL'S EXPORT PERFORMANCE FOR THE YEARS 2015-16, 2016-17 & 2017-18

				USD in Million
Chapter No./Panel	2015-16 (Actual)	2016-17 (Actual)	2017-18 (Provisional)	% over previous year
<b>(32) Dyes &amp; (29) Dye Intermediates</b>	<b>2055</b>	<b>2108</b>	<b>2404</b>	<b>14</b>
(32) Dyes	1874	1923	2192	14
(29) Dye Intermediates	181	185	212	14
<b>(28) Inorganic, (29) Organic &amp; (38) Agro Chemicals</b>	<b>7453</b>	<b>7713</b>	<b>10666</b>	<b>38</b>
(28) Inorganic Chemicals	628	728	976	34
(29) Organic Chemicals	4860	4844	7130	47
(38) Agro Chemicals	1966	2141	2559	20
<b>(33) Cosmetics, (34) Toiletries &amp; (33) Essential Oils</b>	<b>1472</b>	<b>1567</b>	<b>1801</b>	<b>15</b>
(33) Cosmetics, (34) Toiletries	1357	1454	1654	14
(33) Essential Oils	115	112	147	31
<b>(15) Castor Oil</b>	<b>705</b>	<b>675</b>	<b>1044</b>	<b>55</b>
<b>Total</b>	<b>11686</b>	<b>12062</b>	<b>15915</b>	<b>32</b>

Source : DGCI&amp;S

#### Chemexcil's Export Performance for the year 2015-16, 2016-17 & 2017-18



### TOP 25 COUNTRIES OF EXPORTS OF CHEMEXCIL ITEMS FOR THE YEARS 2015-16, 2016-17 & 2017-18

USD in Million

Country	2015-16 (Actual)	2016-17 (Actual)	%Increase/ Decrease over previous year	2017-18 (Provisional)	%Increase/ Decrease over previous year
CHINA P RP	982	978	00	2333	138
U S A	1371	1372	00	1724	26
BRAZIL	443	581	31	708	22
SAUDI ARAB	487	507	04	695	37
NETHERLAND	432	400	-7	599	50
INDONESIA	504	472	-6	542	15
U ARAB EMTS	400	393	-2	494	26
JAPAN	332	384	16	444	16
GERMANY	380	342	-10	402	17
SINGAPORE	294	274	-7	389	42
MALAYSIA	255	321	26	388	21
BANGLADESH PR	301	342	14	384	12
BELGIUM	333	301	-10	378	26
PAKISTAN IR	235	341	45	366	07
TURKEY	292	303	04	361	19
KOREA RP	325	325	00	357	10
SPAIN	251	249	-1	336	35
THAILAND	279	247	-11	315	28
FRANCE	262	244	-7	311	28
ITALY	215	226	05	256	13
TAIWAN	178	198	11	231	17
MEXICO	183	173	-5	211	22
U K	194	184	-5	210	14
VIETNAM SOC REP	122	142	16	196	38
SWITZERLAND	137	142	04	183	29
<b>TOTAL EXPORTS OF TOP 25 COUNTRIES</b>	<b>9187</b>	<b>9440</b>	<b>03</b>	<b>12812</b>	<b>36</b>
<b>CHEMEXCIL'S TOTAL EXPORTS</b>	<b>11686</b>	<b>12063</b>	<b>03</b>	<b>15915</b>	<b>32</b>
<b>% OF TOP 25 EXPORT- ING COUNTRIES</b>	<b>79</b>	<b>78</b>		<b>81</b>	

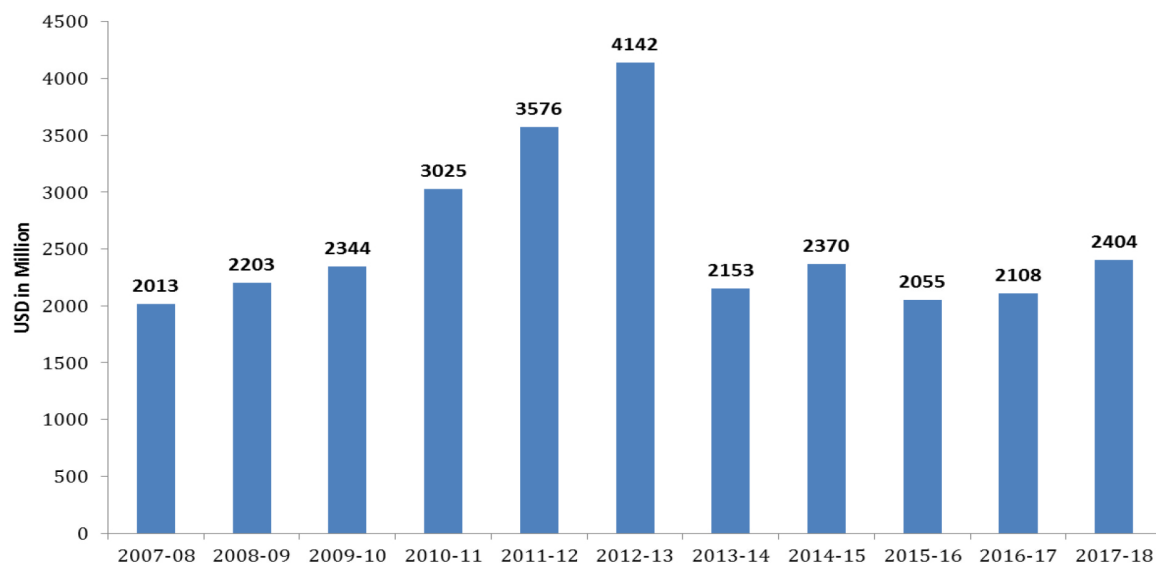
Source: DGCI&S

## CHAPTERWISE- REGIONWISE EXPORTS FOR THE YEAR 2015-16, 2016-17 &amp; 2017-18

CHAPTER / REGION		AFRICA & WANA COUNTRIES			ASEAN COUNTRIES			CIS COUNTRIES			LATIN AMERICAN COUNTRIES (LAC)			EUROPEAN UNION			NORTH AMERICA			GENERAL AREA			CHAPTER WISE TOTAL		
		2015-2016	2016-2017	2017-2018	2015-2016	2016-2017	2017-2018	2015-2016	2016-2017	2017-2018	2015-2016	2016-2017	2017-2018	2015-2016	2016-2017	2017-2018	2015-2016	2016-2017	2017-2018	2015-2016	2016-2017	2017-2018	2015-2016	2016-2017	2017-2018
Dyes (32)	120	123	143	264	278	306	16	19	22	196	198	217	437	441	522	233	217	245	609	646	738	1874	1923	2192	
Dye Inter-mediates (29)	03	03	03	14	11	12	01	01	01	04	03	05	25	16	24	23	23	23	111	128	144	181	185	212	
Inorganic Chemicals (28)	103	101	142	77	99	140	12	13	19	18	22	38	99	110	141	58	61	98	262	321	398	628	728	976	
Organic Chemicals (29)	254	264	309	796	754	952	20	46	53	139	149	250	1056	969	1272	704	652	759	1891	2011	3536	4860	4844	7130	
Agro Chemicals (38)	203	224	274	271	279	333	13	19	25	390	493	543	352	306	378	372	407	531	364	413	476	1966	2141	2559	
Cosmetics (33) & Soaps, Toiletries (34)	185	207	218	166	180	208	16	18	19	51	55	68	122	114	149	137	145	195	679	736	797	1357	1454	1654	
Essential Oils (33)	22	09	13	16	22	24	00	00	00	01	02	03	30	30	38	18	24	36	28	25	34	115	112	147	
Castor Oil (15)	12	12	12	49	27	58	06	06	09	05	08	17	218	221	323	75	77	115	340	324	619	705	675	1044	
TOTAL EXPORTS																					11686	12062	15915		

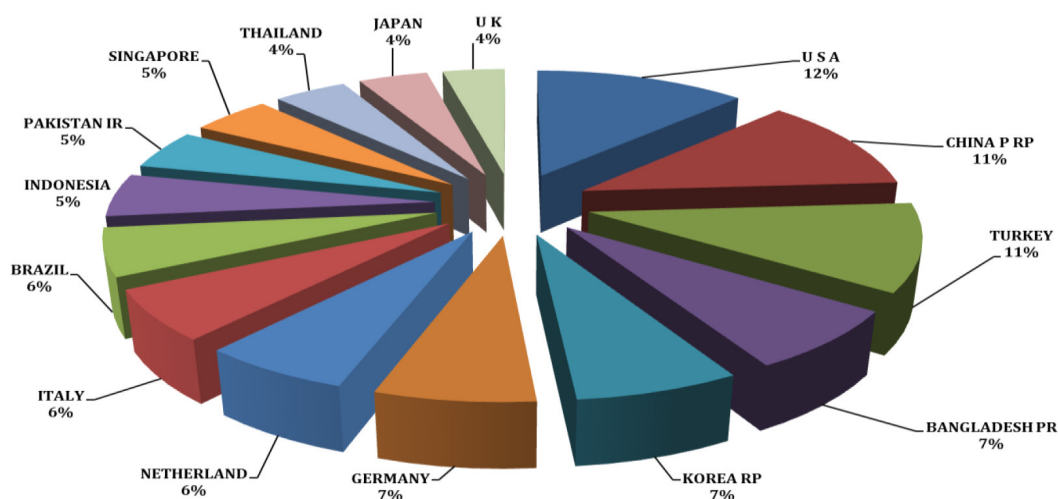


## PANEL - I: DYES (CHAPTER 32) & DYE INTERMEDIATES (CHAPTER 29)



USD in Million											
Year	2007-08	2008-09	2009-10	2010-11	2011-12	2012-13	2013-14	2014-15	2015-16	2016-17	2017-18
Export	2013	2203	2344	3025	3576	4142	2153	2370	2055	2108	2404

### Dyes And Dye Intermediates Exports To Top 15 Countries 2017-18



USD in Million															
Year	U.S.A.	China	Turkey	Bangladesh PR	Korea RP	Germany	Netherland	Italy	Brazil	Indonesia	Pakistan IR	Singapore	Thailand	Japan	U. K
2017-18	206	190	175	121	112	109	103	101	95	86	79	78	71	67	61
2016-17	188	134	146	117	102	96	72	90	91	81	78	54	85	63	54
2015-16	199	127	144	103	89	99	73	89	75	76	75	49	84	59	49

**Exports Of Dyes (Chapter 32) To Top 15 Countries  
For The Years 2015-16, 2016-17 & 2017-18**

USD in Million

Region/Country	2015-16 (Actual)	2016-17 (Actual)	%Increase/ Decrease over previous year	2017-18 (Provisional)	%Increase/ Decrease over previous year
U S A	179	168	-6	185	10
TURKEY	141	143	01	170	19
CHINA P RP	70	87	24	127	46
BANGLADESH PR	102	115	13	120	04
GERMANY	93	92	-1	103	12
ITALY	89	90	01	101	12
NETHERLAND	68	68	00	97	43
BRAZIL	73	89	22	93	04
INDONESIA	73	76	04	81	07
SINGAPORE	49	54	10	77	43
PAKISTAN IR	73	76	04	77	01
KOREA RP	63	61	-3	69	13
THAILAND	74	78	05	65	-17
JAPAN	52	56	08	63	13
U K	46	52	13	58	12
<b>TOTAL EXPORTS OF DYES TO TOP 15 COUNTRIES</b>	<b>1245</b>	<b>1305</b>	<b>05</b>	<b>1486</b>	<b>14</b>
<b>CHEMEXCIL'S TOTAL EXPORT OF DYES</b>	<b>1874</b>	<b>1923</b>	<b>03</b>	<b>2192</b>	<b>14</b>
<b>% OF TOP EXPORTING COUNTRIES</b>	<b>66</b>	<b>68</b>		<b>68</b>	

Source: DGC I&amp;S

**Exports Of Dyes (Chapter 32) Through Major Ports  
For The Years 2015-16, 2016-17 & 2017-18**

USD in Million

Ports	2015-16 (Actual)	2016-17 (Actual)	%Increase/ Decrease over previous year	2017-18 Provisional	%Increase/ Decrease over previous year
NHAVA SHEVA SEA	800	782	-2	880	13
ICD SABARMATI	634	647	02	718	11
HAZIRA PORT, SURAT	00	00	00	162	00
SEZ DAHEJ	00	00	00	76	00
ICD ANKLESHWAR	00	00	00	55	00



USD in Million

Ports	2015-16 (Actual)	2016-17 (Actual)	%Increase/ Decrease over previous year	2017-18 Provisional	%Increase/ Decrease over previous year
MUNDRA	00	00	00	48	00
AMRITSAR RLY.STN.	39	43	10	41	-5
ICDTHAR DRY PORT	00	00	00	36	00
MUMBAI AIR	26	33	27	35	06
PETRAPOLE LAND	33	29	-12	24	-17
ICD GARHIHARSARU	00	00	00	19	00
AHMEDABAD AIR CARGO COMPLEX	00	00	00	13	00
CHENNAI SEA	14	14	00	13	-7
SEZ KANDLA	00	00	00	11	00
ICD VADODARA/ BARODA	00	00	00	10	00
PIPAVAB(VICYOR)	00	00	00	09	00
KATTUPALLI PORT/ TIRUVALLUR	00	00	00	06	00
ICD BANGALORE	04	04	00	04	00
CHENNAI AIR	03	02	-33	04	100
DELHI (ICD)	08	03	-63	03	00
CFS MULUND	00	00	00	03	00
ICDTUMB	00	00	00	02	00
RAXAUL LAND	01	02	100	02	00
NEWMANGALORE SEA	04	03	-25	02	-33
DEVIS LABORATORIES LTD	00	00	00	02	00
DELHI AIR	02	02	00	02	00
JOGBANI	02	02	00	02	00
NAUTANWA (SONAULI)	00	00	00	02	00
ICD KANAKPURA	00	00	00	01	00
ICD SACHANA VIRAMGAM AHMEDABAD	00	00	00	01	00
KOLKATA SEA	01	01	00	01	00
ARSHIYA INTL. FTWZ-SEZ, RAIGAD	00	00	00	01	00
COCHIN SEA	00	00	00	01	00

Source : DGCI&amp;S



**Exports Of Dyes (Chapter 32) To Top Africa & WANA Countries  
For The Years 2015-16, 2016-17 & 2017-18**

USD in Million

Region/Country	2015-16 (Actual)	2016-17 (Actual)	%Increase/ Decrease over previous year	2017-18 (Provisional)	%Increase/ Decrease over previous year
SOUTH AFRICA	20	20	00	29	45
IRAN	18	21	17	27	29
EGYPT A RP	29	28	-3	24	-14
NIGERIA	11	11	00	13	18
KENYA	09	09	00	10	11
MOROCCO	05	05	00	06	20
TANZANIA REP	04	05	25	06	20
ISRAEL	03	04	33	04	00
ETHIOPIA	03	03	00	04	33
COTE D' IVOIRE	01	02	100	02	00
ALGERIA	03	03	00	02	-33
SUDAN	02	01	-50	02	100
GHANA	02	02	00	02	00
LEBANON	02	01	-50	02	100
YEMEN REPUBLC	01	01	00	02	100
JORDAN	02	01	-50	02	100
SENEGAL	02	01	-50	01	00
SYRIA	01	01	00	01	00
UGANDA	01	01	00	01	00
<b>EXPORTS OF TOP COUNTRIES</b>	<b>119</b>	<b>120</b>	<b>01</b>	<b>140</b>	
<b>CHAPTER WISE TOTAL EXPORT TO FOCUS REGION</b>	<b>120</b>	<b>123</b>	<b>03</b>	<b>143</b>	<b>16</b>
<b>% OF TOP EXPORTING COUNTRIES</b>	<b>99</b>	<b>97</b>		<b>98</b>	

Source: DGCI&S

### Exports Of Dyes (Chapter 32) To Top ASEAN Countries For The Years 2015-16, 2016-17 & 2017-18

USD in Million

Region/Country	2015-16 (Actual)	2016-17 (Actual)	%Increase/ Decrease over previous year	2017-18 (Provisional)	%Increase/ Decrease over previous year
INDONESIA	73	76	04	81	7
SINGAPORE	49	54	10	77	43
THAILAND	74	78	05	65	-17
VIETNAM SOC REP	25	27	08	32	19
PHILIPPINES	15	14	-7	18	29
MALAYSIA	13	14	08	17	21
AUSTRALIA	10	11	10	12	09
MYANMAR	02	02	00	03	50
NEW ZEALAND	02	01	-50	01	00
<b>EXPORTS OF TOP COUNTRIES</b>	<b>263</b>	<b>277</b>	<b>05</b>	<b>306</b>	<b>10</b>
<b>TOTAL EXPORTS OF DYES TO ASEAN COUNTRIES</b>	<b>264</b>	<b>278</b>	<b>05</b>	<b>306</b>	<b>10</b>
<b>% OF TOP EXPORTING COUNTRIES</b>	<b>100</b>	<b>100</b>		<b>100</b>	

Source: DGCI&amp;S

### Export Of Dyes (Chapter 32) To Top CIS Countries For The Years 2015-16, 2016-17 & 2017-18

USD in Million

Region/Country	2015-16 (Actual)	2016-17 (Actual)	%Increase/ Decrease over previous year	2017-18 (Provisional)	%Increase/ Decrease over previous year
RUSSIA	13	15	15	16	07
UZBEKISTAN	01	02	100	03	50
UKRAINE	01	02	100	02	00
<b>EXPORTS OF TOP COUNTRIES</b>	<b>15</b>	<b>19</b>	<b>27</b>	<b>21</b>	<b>11</b>
<b>TOTAL EXPORTS OF DYES TO CIS COUNTRIES</b>	<b>16</b>	<b>19</b>	<b>19</b>	<b>22</b>	<b>16</b>
<b>% OF TOP EXPORTING COUNTRIES</b>	<b>94</b>	<b>100</b>		<b>95</b>	

Source: DGCI&amp;S



**Exports Of Dyes (Chapter 32) To Top LAC Countries  
For The Years 2015-16, 2016-17 & 2017-18**

USD in Million

Country	2015-16 (Actual)	2016-17 (Actual)	%Increase/ Decrease over previous year	2017-18 (Provisional)	%Increase/ Decrease over previous year
BRAZIL	73	89	22	93	04
HONDURAS	50	43	-14	49	14
ARGENTINA	20	17	-15	22	29
PERU	12	12	00	14	17
COLOMBIA	11	11	00	12	09
DOMINICAN RP.	08	06	-25	09	50
CHILE	04	05	25	04	-20
GUATEMALA	03	03	00	03	00
URUGUAY	06	03	-50	02	-33
ECUADOR	02	02	00	02	00
EL SALVADOR	04	04	00	02	-50
PANAMA RP.	01	01	00	02	100
COSTA RICA	00	00	00	01	00
VENEZUELA	00	01	00	01	00
PARAGUAY	01	01	00	01	00
<b>EXPORTS OF TOP COUNTRIES</b>	<b>195</b>	<b>198</b>	<b>02</b>	<b>217</b>	<b>10</b>
<b>TOTAL EXPORTS OF DYES TO LAC COUNTRIES</b>	<b>196</b>	<b>198</b>	<b>01</b>	<b>217</b>	<b>10</b>
<b>% OF TOP EXPORTING COUNTRIES</b>	<b>99</b>	<b>100</b>		<b>100</b>	

Source: DGCI&S

### Export Of Dyes (Chapter 32) To North America For The Years 2015-16, 2016-17 & 2017-18

USD in Million

Country	2015-16 (Actual)	2016-17 (Actual)	%Increase/ Decrease over previous year	2017-18 (Provisional)	%Increase/ Decrease over previous year
CANADA	09	08	-11	09	13
MEXICO	45	42	-7	52	24
U S A	179	168	-6	185	10
<b>EXPORTS OF TOP COUNTRIES</b>	<b>233</b>	<b>218</b>	<b>-6</b>	<b>246</b>	<b>13</b>
<b>TOTAL EXPORTS OF DYES TO NORTH AMERICA</b>	<b>233</b>	<b>217</b>	<b>-7</b>	<b>245</b>	<b>13</b>
<b>% OF TOP EXPORTING COUNTRIES</b>	<b>100</b>	<b>100</b>		<b>100</b>	

Source: DGCI&amp;S

### Exports Of Dyes (Chapter 32) To Top European Union For The Years 2015-16, 2016-17 & 2017-18

USD in Million

Country	2015-16 (Actual)	2016-17 (Actual)	%Increase/ Decrease in previous Year	2017-18 (Provisional)	%Increase/ Decrease in previous Year
GERMANY	93	92	-1	103	12
NETHERLAND	46	52	13	58	12
U K	43	40	-7	50	25
SPAIN	40	40	00	44	10
BELGIUM	14	15	07	13	-13
FRANCE	5	6	20	12	100
POLAND	13	11	-15	12	09
DENMARK	13	11	-15	11	00
PORTUGAL	05	05	00	06	20
GREECE	02	02	00	03	50
SWEDEN	02	03	50	02	-33
FINLAND	00	01	00	02	100
CZECH REPUBLIC	02	02	00	02	00
AUSTRIA	01	01	00	01	00
<b>EXPORTS OF TOP COUNTRIES</b>	<b>347</b>	<b>349</b>	<b>01</b>	<b>416</b>	<b>19</b>
<b>TOTAL EXPORTS OF DYES TO EUROPEAN UNION</b>	<b>437</b>	<b>441</b>	<b>01</b>	<b>522</b>	<b>18</b>
<b>% OF TOP EXPORTING COUNTRIES</b>	<b>79</b>	<b>79</b>		<b>80</b>	

Source : DGCI&amp;S





**Export Of Dyes (Chapter 32) To Top General Area  
For The Years 2015-16, 2016-17 & 2017-18**

USD in Million

Region/Country	2015-16 (Actual)	2016-17 (Actual)	%Increase/ Decrease over previous year	2017-18 (Provisional)	%Increase/ Decrease over previous year
TURKEY	141	143	01	170	19
CHINA P RP	70	87	24	127	46
BANGLADESH PR	102	115	13	120	04
PAKISTAN IR	73	76	04	77	01
KOREA RP	63	61	-3	69	13
JAPAN	52	56	08	63	13
TAIWAN	27	28	04	29	04
SWITZERLAND	15	15	00	21	40
SRI LANKA DSR	08	07	-13	07	00
NEPAL	04	05	25	05	00
IRAQ	02	01	-50	02	100
MAURITANIA	02	02	00	01	-50
GUINEA	01	01	00	01	00
TUNISIA	01	01	00	01	00
NORWAY	03	08	167	01	-88
<b>EXPORTS OF TOP COUNTRIES</b>	<b>564</b>	<b>606</b>	<b>07</b>	<b>694</b>	<b>15</b>
<b>TOTAL EXPORTS OF DYES TO GENERAL AREA</b>	<b>609</b>	<b>646</b>	<b>06</b>	<b>738</b>	<b>14</b>
<b>% OF TOP EXPORTING COUNTRIES</b>	<b>93</b>	<b>94</b>		<b>94</b>	

Source: DGCI&S

**Exports Of Dye Intermediates (Chapter 29) To Top 15 Countries  
For The Years 2015-16, 2016-17 & 2017-18**

USD in Million

Region/Country	2015-16 (Actual)	2016-17 (Actual)	%Increase/ Decrease over previous year	2017-18 (Provisional)	%Increase/ Decrease over previous year
CHINA P RP	56	48	-14	63	31
KOREA RP	26	41	58	43	05
TAIWAN	11	21	91	21	00
U S A	20	20	00	21	05
THAILAND	10	06	-40	06	00
GERMANY	06	04	-33	06	50
HUNGARY	01	02	100	05	150
INDONESIA	03	05	67	05	00
NETHERLAND	05	04	-20	05	25
TURKEY	03	04	33	05	25
JAPAN	07	07	00	05	-29
U K	03	02	-33	03	50
PAKISTAN IR	02	03	50	03	00
SPAIN	03	02	-33	03	50
MEXICO	03	03	00	02	-33
<b>TOTAL EXPORTS OF DYE INTERMEDIATES TO TOP 15 COUNTRIES</b>	<b>159</b>	<b>172</b>	<b>08</b>	<b>196</b>	<b>14</b>
<b>CHEMEXCIL'S TOTAL EXPORT OF DYE INTERMEDIATESS</b>	<b>181</b>	<b>185</b>	<b>02</b>	<b>212</b>	<b>15</b>
<b>% OF TOP EXPORTING COUNTRIES</b>	<b>88</b>	<b>93</b>		<b>92</b>	

Source: DGCI&S



**Exports Of Dye Intermediates (Chapter 29) Through Major Ports  
For The Years 2015-16, 2016-17 & 2017-18**

USD in Million

Ports	2015-16 (Actual)	2016-17 (Actual)	%Increase/ Decrease over previous year	2017-18 (Provisional)	%Increase/ Decrease over previous year
NHAVA SHEVA SEA	106	98	-8	124	27
ICD SABARMATI	53	66	25	66	00
MUNDRA	00	00	00	06	00
HAZIRA PORT, SURAT	00	00	00	03	00
CFS MULUND	00	00	00	02	00
PIPAVAB(VICYOR)	00	00	00	02	00
SEZ KANDLA	00	00	00	02	00
ICD LUDHIANA	00	00	00	02	00
MUMBAI AIR	00	00	00	01	00
ICD ANKLESHWAR	00	00	00	01	00
ICD SAHNEWAL, GRFL	00	00	00	01	00
PANITANKI	00	00	00	01	00

Source : DGCI&S

**Exports Of Dye Intermediates (Chapter 29) To Top Africa & WANA Countries  
For The Years 2015-16, 2016-17 & 2017-18**

USD in Million

Region/Country	2015-16 (Actual)	2016-17 (Actual)	%Increase/ Decrease over previous year	2017-18 (Provisional)	%Increase/ Decrease over previous year
ISRAEL	01	01	00	01	00
IRAN	00	00	00	01	00
KENYA	01	01	00	01	00
<b>EXPORTS OF TOP COUNTRIES</b>	<b>02</b>	<b>02</b>	<b>00</b>	<b>03</b>	<b>50</b>
<b>TOTAL EXPORTS OF DYE INTERMEDIATES TO AFRICA &amp; WANA COUNTRIES</b>	<b>03</b>	<b>03</b>	<b>00</b>	<b>03</b>	<b>00</b>
<b>% OF TOP EXPORTING COUNTRIES</b>	<b>67</b>	<b>67</b>		<b>100</b>	

Source: DGCI&S

### Exports Of Dye Intermediates (Chapter 29) To Top ASEAN Countries For The Years 2015-16, 2016-17 & 2017-18

USD in Million

Country	2015-16 (Actual)	2016-17 (Actual)	%Increase/ Decrease over previous year	2017-18 (Provisional)	%Increase/ Decrease over previous year
THAILAND	10	06	-40	06	00
INDONESIA	03	05	67	05	00
<b>EXPORTS OF TOP COUN- TRIES</b>	<b>13</b>	<b>11</b>	<b>-15</b>	<b>11</b>	<b>00</b>
<b>TOTAL EXPORTS OF DYE INTERMEDIATES TO ASEAN COUNTRIES</b>	<b>14</b>	<b>11</b>	<b>-21</b>	<b>12</b>	<b>09</b>
<b>% OF TOP EXPORTING COUNTRIES</b>	<b>93</b>	<b>100</b>		<b>92</b>	

Source: DGCI&amp;S

### Export Of Dye Intermediates (Chapter 29) To Top CIS Countries For The Years 2015-16, 2016-17 & 2017-18

USD in Million

Country	2015-16 (Actual)	2016-17 (Actual)	%Increase/ Decrease over previous year	2017-18 (Provisional)	%Increase/ Decrease over previous year
RUSSIA	01	01	00	01	00
<b>EXPORTS OF TOP COUNTRIES</b>	<b>01</b>	<b>01</b>	<b>00</b>	<b>01</b>	<b>00</b>
<b>TOTAL EXPORTS OF DYE INTERMEDIATES TO CIS COUNTRIES</b>	<b>01</b>	<b>01</b>	<b>00</b>	<b>01</b>	<b>00</b>
<b>% OF TOP EXPORTING COUNTRIES</b>	<b>100</b>	<b>100</b>		<b>100</b>	


Source: DGCI&amp;S

### Exports Of Dye Intermediates ( Chapter 29 ) To Top LAC Countries For The Years 2015-16, 2016-17 & 2017-18

USD in Million

Country	2015-16 (Actual)	2016-17 (Actual)	%Increase/ Decrease over previous year	2017-18 (Provisional)	%Increase/ Decrease over previous year
BRAZIL	02	02	00	02	00
COLOMBIA	01	00	-100	02	00
<b>EXPORTS OF TOP COUNTRIES</b>	<b>03</b>	<b>02</b>	<b>-33</b>	<b>04</b>	<b>100</b>
<b>TOTAL EXPORTS OF DYE INTERMEDIATES TO LAC COUNTRIES</b>	<b>04</b>	<b>03</b>	<b>-25</b>	<b>05</b>	<b>67</b>
<b>% OF TOP EXPORTING COUNTRIES</b>	<b>75</b>	<b>67</b>		<b>80</b>	

Source: DGCI&amp;S



**Export Of Dye Intermediates ( Chapter 29) To North America  
For The Years 2015-16, 2016-17 & 2017-18**

USD in Million

Country	2015-16 (Actual)	2016-17 (Actual)	%Increase/ Decrease over previous year	2017-18 (Provisional)	%Increase/ Decrease over previous year
U S A	20	20	00	21	05
MEXICO	03	03	00	02	-33
<b>EXPORTS OF TOP COUNTRIES</b>	<b>23</b>	<b>23</b>	<b>00</b>	<b>23</b>	<b>00</b>
<b>TOTAL EXPORTS OF DYE INTERMEDIATES TO NORTH AMERICA</b>	<b>23</b>	<b>23</b>	<b>00</b>	<b>23</b>	<b>00</b>
<b>% OF TOP EXPORTING COUNTRIES</b>	<b>100</b>	<b>100</b>		<b>100</b>	

Source: DGCI&S

**Exports Of Dye Intermediates (Chapter 29) To Top European Union  
For The Years 2015-16, 2016-17 & 2017-18**

USD in Million

Country	2015-16 (Actual)	2016-17 (Actual)	%Increase/ Decrease over previous year	2017-18 (Provisional)	%Increase/ Decrease over previous year
GERMANY	06	04	-33	06	50
HUNGARY	01	02	100	05	150
NETHERLAND	05	04	-20	05	25
U K	03	02	-33	03	50
SPAIN	03	02	-33	03	50
SWEDEN	00	00	00	01	00
ITALY	01	01	00	01	00
CZECH REPUBLIC	01	01	00	01	00
<b>EXPORTS OF TOP COUNTRIES</b>	<b>20</b>	<b>16</b>	<b>-20</b>	<b>25</b>	<b>56</b>
<b>TOTAL EXPORTS OF DYE INTERMEDIATES TO EUROPEAN UNION</b>	<b>25</b>	<b>16</b>	<b>-36</b>	<b>24</b>	<b>50</b>
<b>% OF TOP EXPORTING COUNTRIES</b>	<b>80</b>	<b>100</b>		<b>104</b>	

Source: DGCI&S



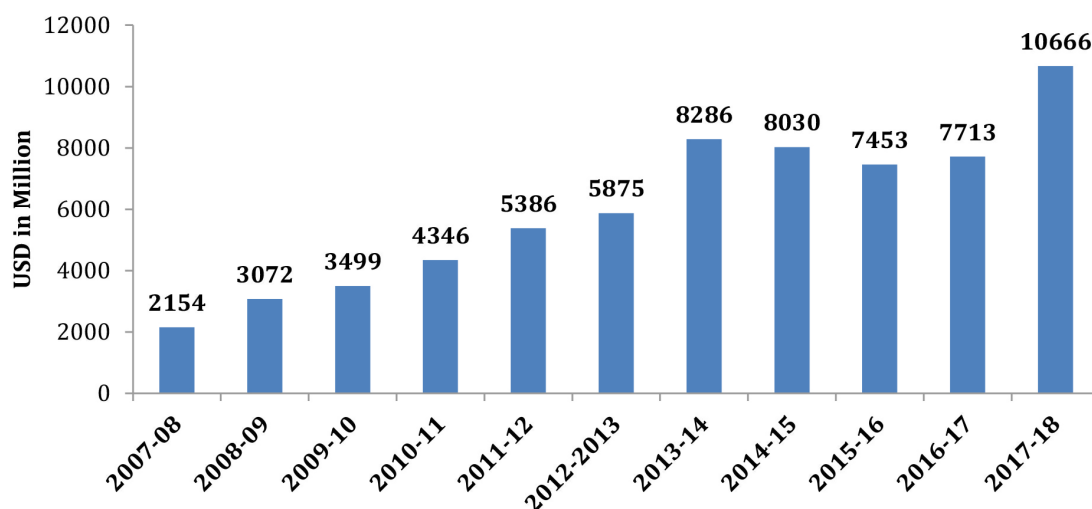
**Export Of Dye Intermediates (Chapter 29) To Top General Area  
For The Years 2015-16, 2016-17 & 2017-18**

USD in Million

Country	2015-16 (Actual)	2016-17 (Actual)	%Increase/ Decrease over previous year	2017-18 (Provisional)	%Increase/ Decrease over previous year
CHINA P RP	56	48	-14	63	31
KOREA RP	26	41	58	43	05
TAIWAN	11	21	91	21	00
TURKEY	03	04	33	05	25
JAPAN	07	07	00	05	-29
PAKISTAN IR	02	03	50	03	00
SRI LANKA DSR	02	01	-50	01	00
NEPAL	01	01	00	01	00
BANGLADESH PR	01	01	00	01	00
<b>EXPORTS OF TOP COUNTRIES</b>	<b>109</b>	<b>127</b>	<b>17</b>	<b>143</b>	<b>13</b>
<b>TOTAL EXPORTS OF DYE INTERMEDIATES TO GENERAL AREA</b>	<b>111</b>	<b>128</b>	<b>15</b>	<b>144</b>	<b>13</b>
<b>% OF TOP EXPORTING COUNTRIES</b>	<b>98</b>	<b>99</b>		<b>99</b>	

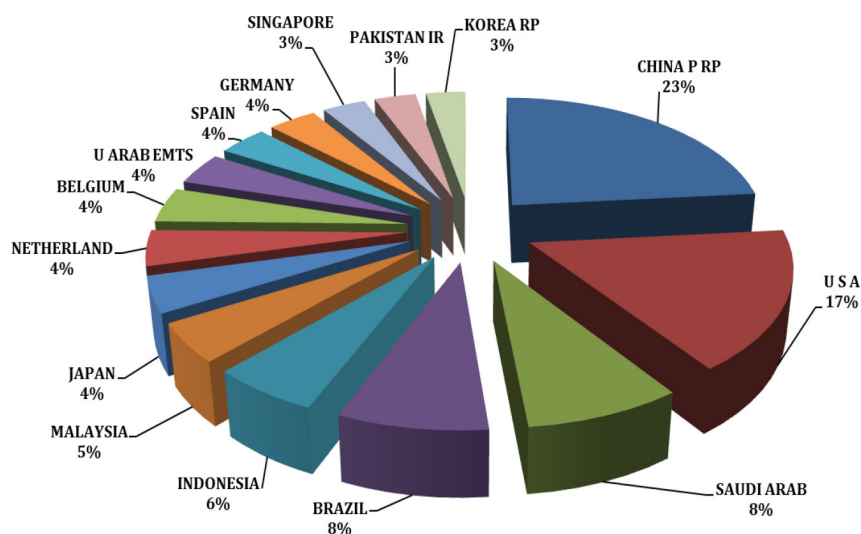
Source: DGCI&S

**PANEL II - INORGANIC CHEMICALS (CHAPTER 28), ORGANIC CHEMICALS (CHAPTER 29) & AGRO CHEMICALS (CHAPTER 38)**



USD in Million											
Year	2007-08	2008-09	2009-10	2010-11	2011-12	2012-13	2013-14	2014-15	2015-16	2016-17	2017-18
Export	2154	3072	3499	4346	5386	5875	8286	8030	7453	7713	1066

**Inorganic, Organic And Agro Chemicals Exports To Top 15 Countries 2017-18**



USD in Million															
Year	China P RP	U.S.A.	Saudi Arab	Brazil	Indonesia	Malaysia	Japan	Netherland	Belgium	U Arab Emts	Spain	Germany	Singapore	Pakistan IP	Korea RP
2017-18	1690	1200	593	567	413	334	309	308	304	281	262	260	232	224	213
2016-17	554	954	416	462	351	273	273	217	230	194	190	227	154	210	195
2015-16	555	960	387	345	393	183	223	238	265	211	189	256	196	112	211

**Inorganic Chemicals (Chapter 28) Exports To Top 15 Countries  
For The Years 2015-16, 2016-17 & 2017-18**

USD in Million

Country	2015-16 (Actual)	2016-17 (Actual)	%Increase/ Decrease over previous year	2017-18 (Provisional)	%Increase/ Decrease over previous year
U S A	51	53	04	85	60
CHINA P RP	22	40	82	61	53
SRI LANKA DSR	29	27	-7	41	52
BANGLADESH PR	29	36	24	40	11
INDONESIA	16	23	44	40	74
KOREA RP	32	32	0	39	22
VIETNAM SOC REP	19	25	32	39	56
U ARAB EMTS	35	33	-6	38	15
MALAYSIA	10	14	40	26	86
JAPAN	14	14	00	25	79
THAILAND	14	24	71	25	04
SOUTH AFRICA	21	21	00	24	14
SPAIN	08	16	100	23	44
NEPAL	17	18	06	23	28
TURKEY	17	39	129	23	-41
<b>TOTAL EXPORTS OF INORGANIC CHEM- ICALS TO TOP 15 COUNTRIES</b>	<b>334</b>	<b>415</b>	<b>24</b>	<b>552</b>	<b>33</b>
<b>CHEMEXCIL'S TOTAL EXPORT OF INOR- GANIC CHEMICALS</b>	<b>628</b>	<b>728</b>	<b>16</b>	<b>976</b>	<b>34</b>
<b>% OF TOP EXPORTING COUNTRIES</b>	<b>53</b>	<b>57</b>		<b>57</b>	

Source: DGCI&S





**Exports Of Inorganic Chemicals (Chapter 28) Through Major Ports  
For The Years 2015-16, 2016-17 & 2017-18**

USD in Million

Ports	2015-16 (Actual)	2016-17 (Actual)	%Increase/ Decrease over previous year	2017-18 (Provisional)	%Increase/ Decrease over previous year
NHAVA SHEVA SEA	76	209	175	239	14
HAZIRA PORT, SURAT	00	00	00	164	00
MUNDRA	00	00	00	108	00
ICD VADODARA/	0	0	0	42	0
BARODA	00	00	00	46	00
PIPAVAB	56	20	-64	26	30
(VICYOR)	00	00	00	42	00
MARMAGOA SEA	00	15	00	35	133
CHENNAI SEA	56	20	-64	26	30
SEZ MUNDRA	00	00	00	25	00
TUTICORIN SEA	74	19	-74	22	16
APPIIC MULTI PROD SEZ VIZAG DC	00	00	00	21	00
MUMBAI AIR	72	18	-75	20	11
ICD DURGAPUR, WB	00	00	00	20	00
PETRAPOLE LAND	15	17	13	19	12
ICD SABARMATI	49	15	-69	19	27
ICD ANKLESHWAR	00	00	00	17	00
KOLKATA SEA	34	06	-82	14	133
KATTUPALLI PORT/ TIRUVALLUR	00	00	00	11	00
VISAKHAPATNAM SEA	13	04	-69	10	150
COCHIN SEA	24	10	-58	10	00
DEHEJ SEA	00	00	00	10	00
SEZ DAHEJ	00	00	00	09	00
RAXAUL LAND	02	06	200	08	33
JOGBANI	00	05	00	08	60
SEZ COCHIN	00	00	00	08	00
DELHI (ICD)	07	09	29	06	-33
NAUTANWA (SONAU- LI)	00	00	00	06	00
KRISHNAPATNAM	00	00	00	06	00
ICD NAGPUR	00	00	00	04	00
ICD PANKI, UP	00	00	00	03	00



USD in Million

Ports	2015-16 (Actual)	2016-17 (Actual)	%Increase/ Decrease over previous year	2017-18 (Provisional)	%Increase/ Decrease over previous year
ICD NOIDA-DADRI	00	00	00	03	00
EPZ/SEZ SURAT	00	00	00	03	00
PORBANDAR	00	02	00	03	50
ICD DHANNAD	00	00	00	03	00
DELHI AIR	16	02	-88	02	00
BANGALORE AIRPORT	07	02	-71	02	00
ICD HYDERABAD	00	00	00	02	00
ICD TARAPUR (MA-HAGAON)	00	00	00	01	00
ICD TONDIAR-PET CHENNAI	00	00	00	01	00
ICD PITHAMPUR (IN-DORE)	00	00	00	01	00
CARBORUNDAN UNV LTD	00	00	00	01	00
SEZ KANDLA	00	00	00	01	00
ICD SANDKHEDA KA-SHIPUR	00	00	00	01	00
ICD BANGALORE	01	02	100	01	-50
AHMEDABAD AIR CARGO COMPLEX	00	00	00	01	00
CGML DADRI	00	00	00	01	00
ICD RATLAM	00	00	00	01	00
JAIGAON	00	00	00	01	00
HYDERABAD AIRPORT	18	01	-94	01	00
ICD JUHI RAILWAY YARD KANPUR	16	01	-94	01	00
MUMBAI SEA	00	00	00	01	00
TELEGAON	00	00	00	01	00
AMRITSAR RLY.STN.	00	00	00	01	00
ICD SONIPAT	00	00	00	01	00

Source : DGCI&amp;S



**Exports Of Inorganic Chemicals (Chapter 28) To Top Africa & WANA Countries  
For The Years 2015-16, 2016-17 & 2017-18**

USD in Million

Country	2015-16 (Actual)	2016-17 (Actual)	%Increase/ Decrease over previous year	2017-18 (Provisional)	%Increase/ Decrease over previous year
SOUTH AFRICA	21	21	00	24	14
TANZANIA REP	12	10	-17	19	90
KENYA	13	11	-15	17	55
IRAN	18	16	-11	16	00
NIGERIA	06	06	00	10	67
SUDAN	03	05	67	09	80
UGANDA	04	06	50	09	50
EGYPT A RP	06	05	-17	08	60
MOROCCO	01	02	100	06	200
MOZAMBIQUE	03	02	-33	05	150
ETHIOPIA	03	03	00	04	33
GHANA	02	02	00	03	50
ISRAEL	02	03	50	03	00
COTE D' IVOIRE	02	02	00	02	00
<b>EXPORTS OF TOP COUNTRIES</b>	<b>96</b>	<b>94</b>	<b>-2</b>	<b>135</b>	<b>44</b>
<b>TOTAL EXPORTS OF INORGANIC CHEM- ICALS TO AFRICA &amp; WANA COUNTRIES</b>	<b>103</b>	<b>101</b>	<b>-2</b>	<b>142</b>	<b>41</b>
<b>% OF TOP EXPORTING COUNTRIES</b>	<b>93</b>	<b>93</b>		<b>95</b>	

Source: DGCI&S

### Exports Of Inorganic Chemicals (Chapter 28) To Top ASEAN Countries For The Years 2015-16, 2016-17 & 2017-18

USD in Million

Country	2015-16 (Actual)	2016-17 (Actual)	%Increase/ Decrease over previous year	2017-18 (Provisional)	%Increase/ Decrease over previous year
MALAYSIA	16	23	44	40	74
SINGAPORE	19	25	32	39	56
PHILIPPINES	14	24	71	25	04
AUSTRALIA	09	09	00	12	33
INDONESIA	05	06	20	11	83
CAMBODIA	03	03	00	06	100
BRUNEI	09	06	-33	05	-17
NEW ZEALAND	02	01	-50	01	00
MYANMAR	00	02	00	01	-50
<b>EXPORTS OF TOP COUNTRIES</b>	<b>77</b>	<b>99</b>	<b>29</b>	<b>140</b>	<b>41</b>
<b>TOTAL EXPORTS OF INORGANIC CHEM- ICALS TO ASEAN COUNTRIES</b>	<b>77</b>	<b>99</b>	<b>29</b>	<b>140</b>	<b>41</b>
<b>% OF TOP EXPORTING COUNTRIES</b>	<b>100</b>	<b>100</b>		<b>100</b>	


Source: DGCI&amp;S

### Export Of Inorganic Chemicals (Chapter 28) To Top CIS Countries For The Years 2015-16, 2016-17 & 2017-18

USD in Million

Country	2015-16 (Actual)	2016-17 (Actual)	%Increase/ Decrease over previous year	2017-18 (Pro- visional)	%Increase/ Decrease over previous year
RUSSIA	09	10	11	12	20
GEORGIA	00	00	00	04	0
UKRAINE	01	01	00	02	100
<b>EXPORTS OF TOP COUNTRIES</b>	<b>10</b>	<b>11</b>	<b>10</b>	<b>18</b>	<b>64</b>
<b>TOTAL EXPORTS OF INORGANIC CHEMICALS TO CIS COUNTRIES</b>	<b>12</b>	<b>13</b>	<b>08</b>	<b>19</b>	<b>46</b>
<b>% OF TOP EXPORTING COUNTRIES</b>	<b>83</b>	<b>85</b>		<b>95</b>	

Source: DGCI&amp;S



**Exports Of Inorganic Chemicals (Chapter 28) To Top LAC  
For The Years 2015-16, 2016-17 And 2017-18**

USD in Million

Country	2015-16 (Actual)	2016-17 (Actual)	%Increase/ Decrease over previous year	2017-18 (Provisional)	%Increase/ Decrease over previous year
BRAZIL	07	10	43	16	60
CHILE	02	04	100	05	25
COLOMBIA	01	02	100	05	150
PERU	01	01	00	04	300
ARGENTINA	04	02	-50	04	100
ECUADOR	00	00	00	01	00
GUATEMALA	00	01	00	01	00
<b>EXPORTS OF TOP COUNTRIES</b>	<b>15</b>	<b>20</b>	<b>33</b>	<b>36</b>	<b>80</b>
<b>TOTAL EXPORTS OF INORGANIC CHEMICALS TO LAC COUNTRIES</b>	<b>18</b>	<b>22</b>	<b>22</b>	<b>38</b>	<b>73</b>
<b>% OF TOP EXPORTING COUNTRIES</b>	<b>83</b>	<b>91</b>		<b>95</b>	

SOURCE: DGCI&S

**Export Of Inorganic Chemicals (Chapter 28) To North America  
For The Years 2015-16, 2016-17 & 2017-18**

USD in Million

Country	2015-16 (Actual)	2016-17 (Actual)	%Increase/ Decrease over previous year	2017-18 (Provisional)	%Increase/ Decrease over previous year
U S A	51	53	04	85	60
MEXICO	04	05	25	10	100
CANADA	02	02	00	02	00
<b>EXPORTS OF TOP COUNTRIES</b>	<b>57</b>	<b>60</b>	<b>05</b>	<b>97</b>	<b>62</b>
<b>TOTAL EXPORTS OF INORGANIC CHEMICALS TO NORTH AMERICA</b>	<b>58</b>	<b>61</b>	<b>05</b>	<b>98</b>	<b>61</b>
<b>% OF TOP EXPORTING COUNTRIES</b>	<b>98</b>	<b>98</b>		<b>99</b>	

Source: DGCI&S



**Export Of Inorganic Chemicals (Chapter 28) To Top European Union  
For The Years 2015-16, 2016-17 & 2017-18**

USD in Million

Country	2015-16 (Actual)	2016-17 (Actual)	%Increase/ Decrease over previous year	2017-18 (Provisional)	%Increase/ Decrease over previous year
SPAIN	08	16	100	23	44
NETHERLAND	17	19	12	20	05
GERMANY	16	17	06	18	06
BELGIUM	17	15	-12	18	20
ITALY	10	11	10	14	27
U K	10	10	00	14	40
POLAND	05	05	00	09	80
FRANCE	05	04	-20	09	125
PORTUGAL	03	04	33	06	50
DENMARK	01	02	100	03	50
FINLAND	01	01	00	02	100
LITHUANIA	00	01	00	01	00
GREECE	00	01	00	01	00
BULGARIA	01	02	100	01	-50
SWEDEN	00	01	00	01	00
<b>EXPORTS OF TOP COUNTRIES</b>	<b>94</b>	<b>109</b>	<b>16</b>	<b>140</b>	<b>28</b>
<b>TOTAL EXPORTS OF INORGANIC CHEMICALS TO EUROPEAN UNION</b>	<b>99</b>	<b>110</b>	<b>11</b>	<b>141</b>	<b>28</b>
<b>% OF TOP EXPORTING COUNTRIES</b>	<b>95</b>	<b>99</b>		<b>99</b>	

Source: DGCI&S



**Export Of Inorganic Chemicals (Chapter 28) To Top General Area  
For The Years 2015-16, 2016-17 & 2017-18**

USD in Million

Country	2015-16 (Actual)	2016-17 (Actual)	%Increase/ Decrease over previous year	2017-18 (Provisional)	%Increase/ Decrease over previous year
CHINA P RP	22	40	82	61	53
SRI LANKA DSR	29	27	-7	41	52
BANGLADESH PR	29	36	24	40	11
KOREA RP	32	32	00	39	22
JAPAN	14	14	00	25	79
NEPAL	17	18	06	23	28
TURKEY	17	39	129	23	-41
PAKISTAN IR	10	14	40	15	07
TAIWAN	08	08	00	10	25
CAMEROON	00	01	00	03	200
IRAQ	02	01	-50	02	100
MALAWI	00	00	00	02	00
SWITZERLAND	01	03	200	02	-33
PUERTO RICO	01	02	100	01	-50
CONGO D. REP.	01	01	00	01	00
<b>EXPORTS OF TOP COUNTRIES</b>	<b>183</b>	<b>236</b>	<b>29</b>	<b>288</b>	<b>22</b>
<b>TOTAL EXPORTS OF INORGANIC CHEM- ICALS TO GENERAL AREA</b>	<b>262</b>	<b>321</b>	<b>23</b>	<b>398</b>	<b>24</b>
<b>% OF TOP EXPORTING COUNTRIES</b>	<b>70</b>	<b>74</b>		<b>72</b>	

Source: DGCI&S

**Organic Chemicals (Chapter 29) Exports To Top 15 Countries  
For The Years 2015-16, 2016-17 & 2017-18**

USD in Million

Country	2015-16 (Actual)	2016-17 (Actual)	%Increase/ Decrease over previous year	2017-18 (Provisional)	%Increase/ Decrease over previous year
CHINA P RP	473	453	-4	1560	244
U S A	574	535	-7	629	18
SAUDI ARAB	360	388	08	564	45
INDONESIA	334	278	-17	313	13
MALAYSIA	161	244	52	291	19
U ARAB EMTS	171	158	-8	238	51
SPAIN	166	160	-4	228	43
NETHERLAND	161	149	-7	216	45
GERMANY	185	175	-5	209	19
BELGIUM	182	154	-15	208	35
SINGAPORE	154	125	-19	208	66
PAKISTAN IR	86	180	109	184	2
BRAZIL	81	89	10	165	85
JAPAN	134	153	14	158	3
KOREA RP	154	144	-6	151	5
<b>TOTAL EXPORTS OF ORGANIC CHEMICALS TO TOP COUNTRIES</b>	<b>3376</b>	<b>3385</b>	<b>00</b>	<b>5322</b>	<b>57</b>
<b>CHEMEXCIL'S TOTAL EXPORTS</b>	<b>4860</b>	<b>4844</b>	<b>00</b>	<b>7130</b>	<b>47</b>
<b>% OF TOP EXPORTING COUNTRIES</b>	<b>69</b>	<b>70</b>		<b>75</b>	

Source: DGCI&S





**Exports Of Organic Chemicals (Chapter 29) Through Major Ports  
For The Years 2015-16, 2016-17 & 2017-18**

USD in Million

Ports	2015-16 (Actual)	2016-17 (Actual)	%Increase/ Decrease over previous year	2017-18 (Provisional)	%Increase/ Decrease over previous year
NHAVA SHEVA SEA	1475	1440	-2	1735	20
SIKKA	00	00	00	1422	00
MANGALORE SEZ	00	00	00	771	00
HAZIRA PORT, SURAT	00	00	00	502	00
SEZ JAMNAGAR (RELIANCE)	00	00	00	398	00
HYDERABAD AIRPORT	375	348	-7	370	06
KOLKATA SEA	174	214	23	202	-6
MUMBAI AIR	155	144	-7	154	7
MAGDALLA PORT SEA	00	00	00	124	00
MUNDRA	00	00	00	117	00
ICD HYDERABAD	00	00	00	101	00
DEVI S LABORATORIES LTD	00	00	00	100	00
ICD SANDKHEDA KASHIPUR	00	00	00	91	00
BANGALORE AIRPORT	67	60	-10	88	47
KANDLA SEA	46	57	24	87	53
SEZ DAHEJ	0	0	0	86	0
CHENNAI SEA	98	78	-20	83	06
ICD SABARMATI	45	55	22	68	24
DELHI AIR	45	53	18	54	02
KATTUPALLI PORT/ TIRUVALLUR	00	00	00	51	00
BIOCON LTD SEZ KARNATAKA	00	00	00	37	00
MUMBAI SEA	32	09	-72	36	300
PIPAVAB(VICYOR)	00	00	00	36	00
RAMKI PHARMA CITY (INDIA) PVT	00	00	00	30	00
SEZ KANDLA	00	00	00	30	00
ICD NOIDA-DADRI	00	00	00	28	00
SEZ MUNDRA	00	00	00	27	00
ICD GARHIHARSARU	00	00	00	24	00



USD in Million

Ports	2015-16 (Actual)	2016-17 (Actual)	%Increase/ Decrease over previous year	2017-18 (Provisional)	%Increase/ Decrease over previous year
VISAKHAPATNAM SEA	07	13	86	23	77
ICD RATLAM	00	00	00	19	00
ICD ANKLESHWAR	00	00	00	18	00
ICD BANGALORE	17	20	18	18	-10
ICD PAKWARA MORADABAD/ MEERUT	00	00	00	16	00
AHMEDABAD AIR CARGO COMPLEX	00	00	00	16	00
CHENNAI AIR	19	16	-16	15	-6
CFS ALBATROSS/ICD DADRI	00	00	00	12	00
ICD PITHAMPUR (INDORE)	00	00	00	11	00
DELHI (ICD)	29	27	-7	10	-63
PETRAPOLE LAND	09	10	11	10	00
ICD VADODARA/ BARODA	00	00	00	10	00
PARADIP SEA	00	00	00	09	00
TUTICORIN SEA	4	5	25	07	40
ICD FARIDABAD	00	00	00	07	00
HETERO INFRA SEZ NAKKAPALLI AP	00	00	00	07	00
ICD TONDIAR-PET CHENNAI	00	00	00	06	00
RAXAUL LAND	02	03	50	05	67
ICD KANECH, INLOGISTICS	00	00	00	04	00
VISAKHAPATNAM SPL ECONOMIC ZON	00	00	00	04	00
NAUTANWA (SONAULI)	00	00	00	04	00
KOLKATA AIR	01	01	0	04	300
ICD THAR DRY PORT, JODHPUR	00	00	00	04	00
CFS MULUND	00	00	00	03	00
COCHIN SEA	02	02	00	03	50



USD in Million

Ports	2015-16 (Actual)	2016-17 (Actual)	%Increase/ Decrease over previous year	2017-18 (Provisional)	%Increase/ Decrease over previous year
ICD LONI	00	00	00	03	00
ARSHIYA INTL. FTWZ-SEZ, RAIGAD	00	00	00	02	00
INDORE AIR	00	00	00	02	00
ICD SAHNEWAL, GRFL	00	00	00	02	00
STERLING INFRA LTD KANDLA	00	00	00	02	00
SRI CITY PVT LTD	00	00	00	02	00
APPIIC MULTI PROD SEZ VIZAG DC	00	00	00	02	00
JOGBANI	01	01	00	01	00
TELEGAON	00	00	00	01	00
ICD NAGPUR	00	00	00	01	00
ICDTUMB	00	00	00	01	00
ICD PATLI	00	00	00	01	00
KIADB PHARMACEUTICAL SEZ	00	00	00	01	00
JABILANT INFRA LTD KANDLA	00	00	00	01	00
ICDTARAPUR (MAHAGAON)	00	00	00	01	00
BARHNI	00	00	00	01	00
ICDTHIMMAPUR (CMTL)/AP	00	00	00	01	00
PANITANKI	00	00	00	01	00
ICD JANORI	00	00	00	01	00
NEPALGANJ	00	00	00	01	00
ICD HOSUR	00	00	00	01	00


Source: DGCI&amp;S

**Exports Of Organic Chemicals (Chapter 29) To Top Africa & WANA Countries  
For The Years 2015-16, 2016-17 & 2017-18**

USD in Million

Country	2015-16 (Actual)	2016-17 (Actual)	%Increase/ Decrease over previous year	2017-18 (Provisional)	%Increase/ Decrease over previous year
IRAN	63	49	-22	53	08
EGYPT A RP	39	46	18	50	00
ISRAEL	54	42	-22	47	12
SOUTH AFRICA	20	37	85	34	-8
KENYA	16	20	25	30	50
NIGERIA	15	21	40	30	43
TANZANIA REP	07	07	00	11	57
ALGERIA	08	06	-25	09	50
JORDAN	06	05	-17	09	80
MOROCCO	05	04	-20	07	75
GHANA	02	03	50	04	33
COTE D' IVOIRE	01	02	100	03	50
ETHIOPIA	02	02	00	03	00
LEBANON	03	03	00	03	00
SUDAN	03	02	-33	03	50
<b>EXPORTS OF TOP COUNTRIES</b>	<b>244</b>	<b>249</b>	<b>02</b>	<b>296</b>	<b>19</b>
<b>TOTAL EXPORTS OF ORGANIC CHEMICALS TO AFRICA &amp; WANA COUNTRIES</b>	<b>254</b>	<b>264</b>	<b>04</b>	<b>309</b>	<b>17</b>
<b>% OF TOP EXPORTING COUNTRIES</b>	<b>96</b>	<b>94</b>		<b>96</b>	

Source: DGCI&S



**Export Statistics Of Organic Chemicals (Chapter 29) To Top ASEAN Countries  
For The Years 2015-16, 2016-17 & 2017-18**

USD in Million

Country	2015-16 (Actual)	2016-17 (Actual)	%Increase/ Decrease over previous year	2017-18 (Provisional)	%Increase/ Decrease over previous year
INDONESIA	334	277	-17	313	13
MALAYSIA	161	243	51	291	20
SINGAPORE	154	125	-19	208	66
THAILAND	106	66	-38	94	42
VIETNAM SOC REP	17	21	24	25	19
AUSTRALIA	13	10	-23	13	30
PHILIPPINES	08	08	00	05	-38
NEW ZEALAND	02	03	50	2	-33
MYANMAR	01	01	00	01	00
<b>EXPORTS OF TOP COUNTRIES</b>	<b>796</b>	<b>754</b>	<b>-5</b>	<b>952</b>	<b>26</b>
<b>TOTAL EXPORTS OF ORGANIC CHEMICALS TO ASEAN COUNTRIES</b>	<b>796</b>	<b>754</b>	<b>-5</b>	<b>952</b>	<b>26</b>
<b>% OF TOP EXPORTING COUNTRIES</b>	<b>100</b>	<b>100</b>		<b>100</b>	

Source: DGCI&S

**Export Of Organic Chemicals (Chapter 29) To Top CIS Countries  
For The Years 2015-16, 2016-17 & 2017-18**

USD in Million

Country	2015-16 (Actual)	2016-17 (Actual)	%Increase/ Decrease over previous year	2017-18 (Provisional)	%Increase/ Decrease over previous year
RUSSIA	15	38	153	47	24
UKRAINE	02	06	200	03	-50
BELARUS	01	01	00	01	00
<b>EXPORTS OF TOP COUNTRIES</b>	<b>18</b>	<b>45</b>	<b>150</b>	<b>51</b>	<b>13</b>
<b>TOTAL EXPORTS OF ORGANIC CHEMICALS TO CIS COUNTRIES</b>	<b>20</b>	<b>46</b>	<b>130</b>	<b>53</b>	<b>15</b>
<b>% OF TOP EXPORTING COUNTRIES</b>	<b>90</b>	<b>98</b>		<b>96</b>	

Source: DGCI&S

**Exports Of Organic Chemicals (Chapter 29) To Top LAC Countries  
For The Years 2015-16, 2016-17 & 2017-18**

USD In million

Country	2015-16 (Actual)	2016-17 (Actual)	%Increase/ Decrease over previous year	2017-18 (Provisional)	%Increase/ Decrease over previous year
BRAZIL	81	89	10	165	85
ARGENTINA	22	23	05	40	74
COLOMBIA	15	14	-7	20	43
PERU	05	06	20	05	-17
CHILE	04	05	25	05	00
GUATEMALA	02	02	00	02	00
PARAGUAY	02	02	00	02	00
URUGUAY	03	02	-33	02	00
ECUADOR	01	02	100	02	00
DOMINICAN RP.	01	01	00	01	00
EL SALVADOR	00	00	00	01	00
COSTA RICA	01	01	00	01	00
CUBA	01	01	00	01	00
HONDURAS	00	00	00	01	00
<b>EXPORTS OF TOP COUNTRIES</b>	<b>138</b>	<b>148</b>	<b>07</b>	<b>248</b>	<b>68</b>
<b>TOTAL EXPORTS OF ORGANIC CHEMICALS TO LAC COUNTRIES</b>	<b>139</b>	<b>149</b>	<b>07</b>	<b>250</b>	<b>68</b>
<b>% OF TOP EXPORTING COUNTRIES</b>	<b>99</b>	<b>99</b>		<b>99</b>	

Source: DGCI&S

**Export Of Organic Chemicals (Chapter 29) To North America  
For The Years 2015-16, 2016-17 & 2017-18**

USD in Million

Country	2015-16 (Actual)	2016-17 (Actual)	%Increase or Decrease in previous Year	2017-18 (Provisional)	%Increase or Decrease in previous Year
U S A	574	535	-7	629	18
MEXICO	93	82	-12	101	23
CANADA	37	35	-5	29	-17
<b>EXPORTS OF TOP COUNTRIES</b>	<b>704</b>	<b>652</b>	<b>-7</b>	<b>759</b>	<b>16</b>
<b>TOTAL EXPORTS OF ORGANIC CHEMICALS TO NORTH AMERICA</b>	<b>704</b>	<b>652</b>	<b>-7</b>	<b>759</b>	<b>16</b>
<b>% OF TOP EXPORTING COUNTRIES</b>	<b>100</b>	<b>100</b>		<b>100</b>	

Source: DGCI&S



**Export Of Organic Chemicals (Chapter 29) To Top European Union  
For The Years 2015-16, 2016-17 & 2017-18**

USD in Million

Country	2015-16 (Actual)	2016-17 (Actual)	%Increase or Decrease in previous Year	2017-18 (Provisional)	%Increase or Decrease in previous Year
SPAIN	166	160	-4	228	43
NETHERLAND	161	149	-7	216	45
GERMANY	185	175	-5	209	19
BELGIUM	182	154	-15	208	35
ITALY	74	76	03	96	26
U K	68	59	-13	69	17
FRANCE	50	40	-20	41	03
IRELAND	20	27	35	25	-7
SLOVENIA	17	17	00	23	35
POLAND	31	26	-16	22	-15
SWEDEN	11	12	09	13	08
HUNGARY	12	12	00	12	00
AUSTRIA	09	10	11	09	-10
DENMARK	03	05	67	08	60
GREECE	09	06	-33	07	017
CZECH REPUBLIC	11	11	00	07	-36
<b>EXPORTS OF TOP COUNTRIES</b>	<b>998</b>	<b>928</b>	<b>-7</b>	<b>1186</b>	<b>28</b>
<b>TOTAL EXPORTS OF ORGANIC CHEMICALS TO EUROPEAN UNION</b>	<b>1056</b>	<b>969</b>	<b>-8</b>	<b>1272</b>	<b>31</b>
<b>% OF TOP EXPORTING COUNTRIES</b>	<b>95</b>	<b>96</b>		<b>93</b>	

Source: DGCI&S



**Export Of Organic Chemicals (Chapter 29) To Top General Area  
For The Years 2015-16, 2016-17 & 2017-18**

USD in Million

Country	2015-16 (Actual)	2016-17 (Actual)	%Increase/ Decrease over previous year	2017-18 (Provisional)	%Increase/ Decrease over previous year
CHINA P RP	473	453	-4	1560	244
PAKISTAN IR	86	180	109	184	02
JAPAN	134	153	14	158	03
KOREA RP	154	144	-6	151	05
SWITZERLAND	109	117	07	150	28
TAIWAN	109	116	06	143	23
TURKEY	66	52	-21	83	60
BANGLADESH PR	37	44	19	48	09
NEPAL	07	09	29	13	44
SRI LANKA DSR	10	11	10	11	00
PUERTO RICO	03	05	67	09	80
TUNISIA	04	05	25	06	20
CROATIA	05	05	00	05	00
NORWAY	03	03	00	05	67
AFGHANISTAN	00	00	00	04	00
<b>EXPORTS OF TOP COUNTRIES</b>	<b>1200</b>	<b>1297</b>	<b>08</b>	<b>2530</b>	<b>95</b>
<b>TOTAL EXPORTS OF ORGANIC CHEMICALS TO GENERAL AREA</b>	<b>1891</b>	<b>2011</b>	<b>06</b>	<b>3536</b>	<b>76</b>
<b>% OF TOP EXPORTING COUNTRIES</b>	<b>63</b>	<b>64</b>		<b>72</b>	

Source: DGCI&S



**Agro Chemicals (Chapter 38) Exports To Top 15 Countries  
For The Years 2015-16, 2016-17 & 2017-18**

USD in Million

Country	2015-16 (Actual)	2016-17 (Actual)	%Increase/ Decrease over previous year	2017-18 (Provisional)	%Increase/ Decrease over previous year
U S A	334	366	10	486	33
BRAZIL	256	363	42	386	06
JAPAN	75	105	40	126	20
FRANCE	88	78	-11	108	38
VIETNAM SOC REP	50	57	14	87	53
BELGIUM	66	62	-6	78	26
BANGLADESH PR	50	56	12	75	34
NETHERLAND	59	48	-19	71	48
CHINA P RP	61	61	0	69	13
INDONESIA	44	51	16	61	20
AUSTRALIA	67	56	-16	57	02
THAILAND	37	41	11	55	34
ARGENTINA	30	30	00	53	77
IRAN	21	33	57	46	39
TURKEY	19	27	42	45	67
<b>TOTAL EXPORTS OF AGRO CHEMICALS TO 15 TOP COUNTRIES</b>	<b>1257</b>	<b>1434</b>	<b>14</b>	<b>1803</b>	<b>26</b>
<b>CHEMEXCIL'S TOTAL EXPORTS</b>	<b>1966</b>	<b>2141</b>	<b>09</b>	<b>2559</b>	<b>20</b>
<b>% OF TOP EXPORTING COUNTRIES</b>	<b>64</b>	<b>67</b>		<b>70</b>	

Source: DGCI&amp;S



**Exports Of Agro Chemicals (Chapter 38) Through Major Ports  
For The Years 2015-16, 2016-17 & 2017-18**

USD in Million

Ports	2015-16 (Actual)	2016-17 (Actual)	%Increase/ Decrease over previous year	2017-18 (Provisional)	%Increase/ Decrease over previous year
NHAVA SHEVA SEA	401	1193	198	1465	23
SEZ DAHEJ	00	00	00	159	00
HAZIRA PORT, SURAT	00	00	00	145	00
VISAKHAPATNAM SEA	00	101	00	118	17
STERLING INFRA LTD KANDLA	00	00	00	112	00
ICD ANKLESHWAR	00	00	00	87	00
MARMAGOA SEA	35	88	151	68	-23
MUNDRA	00	00	00	60	00
CHENNAI SEA	00	57	00	44	-23
ARSHIYA INTL. FTWZ-SEZ, RAIGAD	00	00	00	38	00
MUMBAI AIR	1180	24	-98	34	42
ICD SAHNEWAL, GRFL	00	00	00	22	00
ICD SABARMATI	04	16	300	21	31
KATTUPALLI PORT/ TIRUVALLUR	00	00	00	21	00
PIPAVAB(VICYOR)	00	00	00	18	00
ICD NOIDA-DADRI	00	00	00	17	00
PETRAPOLE LAND	06	13	117	15	15
CHENNAI AIR	57	12	-79	14	17
RAXAUL LAND	4	10	150	11	10
KOLKATA SEA	82	8	-90	11	38
ICD GARHIHARSARU	00	00	00	09	00
ICD JUHI RAILWAY YARD KANPUR	15	02	-87	09	350
ICD KANECH, INLOGISTICS	00	00	00	08	00



USD in Million

Ports	2015-16 (Actual)	2016-17 (Actual)	%Increase/ Decrease over previous year	2017-18 (Provisional)	%Increase/ Decrease over previous year
ICD VADODARA/ BARODA	00	00	00	08	00
DELHI (ICD)	00	40	00	07	-83
ICD PANKI, UP	00	00	00	06	00
DELHI AIR	01	01	00	05	400
TUTICORIN SEA	92	06	-93	05	-17
ICD HYDERABAD	00	00	00	03	00
NAUTANWA (SONAULI)	00	00	00	03	00
HYDERABAD AIRPORT	00	00	00	03	00
JOGBANI	01	04	300	03	-25
ICD CHOWPAYAL	00	00	00	02	00
AHMEDABAD AIR CARGO COMPLEX	00	00	00	02	00
AMRITSAR RLY.STN.	00	00	00	01	00
ICD TONDIAR-PET CHENNAI	00	00	00	01	00
ICD LUDHIANA	00	00	00	01	00
COCHIN SEA	51	00	-100	01	00
JAIGAON	00	00	00	01	00


Source : DGCI&amp;S

**Exports Of Agro Chemicals (Chapter 38) To Top Africa & WANA Countries  
For The Years 2015-16, 2016-17 & 2017-18**

USD in Million

Country	2015-16 (Actual)	2016-17 (Actual)	%Increase/ Decrease over previous year	2017-18 (Provisional)	%Increase/ Decrease over previous year
IRAN	21	33	57	46	39
SOUTH AFRICA	33	31	-6	32	03
NIGERIA	14	22	57	28	27
ISRAEL	35	30	-14	26	-13
UGANDA	13	16	23	24	50
EGYPT A RP	18	19	06	19	00
MOROCCO	13	13	00	17	31
TANZANIA REP	07	08	14	16	100
ETHIOPIA	10	13	30	14	08
COTE D' IVOIRE	06	08	33	11	38
KENYA	09	09	00	11	22
SUDAN	05	08	60	10	25
JORDAN	05	03	-40	04	33
MOZAMBIQUE	02	02	00	03	50
GHANA	04	03	-25	03	00
<b>EXPORTS OF TOP COUNTRIES</b>	<b>195</b>	<b>218</b>	<b>12</b>	<b>264</b>	<b>21</b>
<b>TOTAL EXPORTS OF AGRO CHEMICALS TO AFRICA &amp; WANA COUNTRIES</b>	<b>203</b>	<b>224</b>	<b>10</b>	<b>274</b>	<b>22</b>
<b>% OF TOP EXPORTING COUNTRIES</b>	<b>96</b>	<b>97</b>		<b>96</b>	

Source: DGCI&S



**Export Statistics Of Agro Chemicals (Chapter 38) To Top ASEAN Countries  
For The Years 2015-16, 2016-17 & 2017-18**

USD in Million

Country	2015-16 (Actual)	2016-17 (Actual)	%Increase/ Decrease over previous year	2017-18 (Provisional)	%Increase/ Decrease over previous year
VIETNAM SOC REP	50	57	14	87	53
INDONESIA	44	51	16	61	20
AUSTRALIA	67	56	-16	57	02
THAILAND	37	41	11	55	34
PHILIPPINES	15	19	27	19	00
SINGAPORE	33	23	-30	18	-22
MALAYSIA	12	15	25	17	13
MYANMAR	08	11	38	10	-9
NEW ZEALAND	05	05	00	09	80
<b>EXPORTS OF TOP COUNTRIES</b>	<b>271</b>	<b>278</b>	<b>03</b>	<b>333</b>	<b>20</b>
<b>TOTAL EXPORTS OF AGRO CHEMICALS TO AFRICA &amp; WANA COUNTRIES</b>	<b>271</b>	<b>279</b>	<b>03</b>	<b>333</b>	<b>19</b>
<b>% OF TOP EXPORTING COUNTRIES</b>	<b>100</b>	<b>100</b>		<b>100</b>	

Source: DGCI&S

**Export Of Agro Chemicals (Chapter 38) To Top CIS Countries  
For The Years 2015-16, 2016-17 & 2017-18**

USD in Million

Country	2015-16 (Actual)	2016-17 (Actual)	%Increase/ Decrease over previous year	2017-18 (Provisional)	%Increase/ Decrease over previous year
RUSSIA	09	16	78	16	00
UKRAINE	02	02	00	04	100
GEORGIA	00	00	00	03	00
UZBEKISTAN	01	00	-100	01	00
<b>EXPORTS OF TOP COUNTRIES</b>	<b>12</b>	<b>18</b>	<b>50</b>	<b>24</b>	<b>33</b>
<b>TOTAL EXPORTS OF AGRO CHEMICALS TO CIS COUNTRIES</b>	<b>13</b>	<b>19</b>	<b>46</b>	<b>25</b>	<b>32</b>
<b>% OF TOP EXPORTING COUNTRIES</b>	<b>92</b>	<b>95</b>		<b>96</b>	

Source: DGCI&S

### Exports Of Agro Chemicals (Chapter 38) To Top LAC Countries For The Years 2015-16, 2016-17 And 2017-18

USD in Million

Country	2015-16 (Actual)	2016-17 (Actual)	%Increase/ Decrease over previous year	2017-18 (Provisional)	%Increase/ Decrease over previous year
BRAZIL	256	363	42	386	6
ARGENTINA	30	30	00	53	77
COLOMBIA	35	37	06	24	-35
PARAGUAY	10	09	-10	15	67
COSTA RICA	15	21	40	14	-33
GUATEMALA	06	09	50	09	00
ECUADOR	05	05	00	07	40
CHILE	03	04	33	06	50
URUGUAY	17	04	-76	06	50
BOLIVIA	00	00	00	06	00
PERU	03	03	00	05	67
VENEZUELA	03	00	-100	02	00
DOMINICAN RP.	01	01	00	02	100
HAITI	00	01	00	02	100
NICARAGUA	02	02	00	02	00
<b>EXPORTS OF TOP COUNTRIES</b>	<b>130</b>	<b>126</b>	<b>-3</b>	<b>539</b>	<b>328</b>
<b>TOTAL EXPORTS OF AGRO CHEMICALS TO LAC COUNTRIES</b>	<b>390</b>	<b>493</b>	<b>26</b>	<b>543</b>	<b>10</b>
<b>% OF TOP EXPORTING COUNTRIES</b>	<b>33</b>	<b>26</b>		<b>99</b>	

Source : DGCI&amp;S

### Export Of Agro Chemicals (Chapter 38) To North America For The Years 2015-16, 2016-17 & 2017-18

USD in Million

Country	2015-16 (Actual)	2016-17 (Actual)	%Increase/ Decrease over previous year	2017-18 (Provisional)	%Increase/ Decrease over previous year
U S A	334	366	10	486	33
MEXICO	31	34	10	34	0
CANADA	07	06	-14	11	83
<b>EXPORTS OF TOP COUNTRIES</b>	<b>372</b>	<b>406</b>	<b>09</b>	<b>531</b>	<b>31</b>
<b>TOTAL EXPORTS OF AGRO CHEMICALS TO NORTH AMERICA</b>	<b>372</b>	<b>407</b>	<b>09</b>	<b>531</b>	<b>30</b>
<b>% OF TOP EXPORTING COUNTRIES</b>	<b>100</b>	<b>100</b>		<b>100</b>	

Source: DGCI&amp;S



**Exports Of Agro Chemicals (Chapter 38) To Top European Union  
For The Years 2015-16, 2016-17 & 2017-18**

USD in Million

Country	2015-16 (Actual)	2016-17 (Actual)	%Increase or Decrease in previous Year	2017-18 (Provisional)	%Increase or Decrease in previous Year
FRANCE	87	78	-10	108	38
BELGIUM	66	62	-6	78	26
NETHERLAND	59	48	-19	71	48
GERMANY	55	35	-36	33	-6
U K	27	21	-22	23	10
ITALY	25	28	12	19	-32
SPAIN	15	15	00	11	-27
PORTUGAL	04	5	25	08	60
POLAND	04	03	-25	07	133
BULGARIA	02	01	-50	05	400
GREECE	02	02	00	03	50
LATVIA	00	01	00	03	200
SLOVENIA	01	02	100	02	00
ROMANIA	01	01	00	02	100
LITHUANIA	02	01	-50	02	100
<b>EXPORTS OF TOP COUNTRIES</b>	<b>350</b>	<b>303</b>	<b>-13</b>	<b>375</b>	<b>24</b>
<b>TOTAL EXPORTS OF AGRO CHEMICALS TO EUROPEAN UNION</b>	<b>352</b>	<b>306</b>	<b>-13</b>	<b>378</b>	<b>24</b>
<b>% OF TOP EXPORTING COUNTRIES</b>	<b>99</b>	<b>99</b>		<b>99</b>	

Source : DGCI&S

**Export Of Agro Chemicals (Chapter 38) To Top General Area  
For The Years 2015-16, 2016-17 & 2017-18**

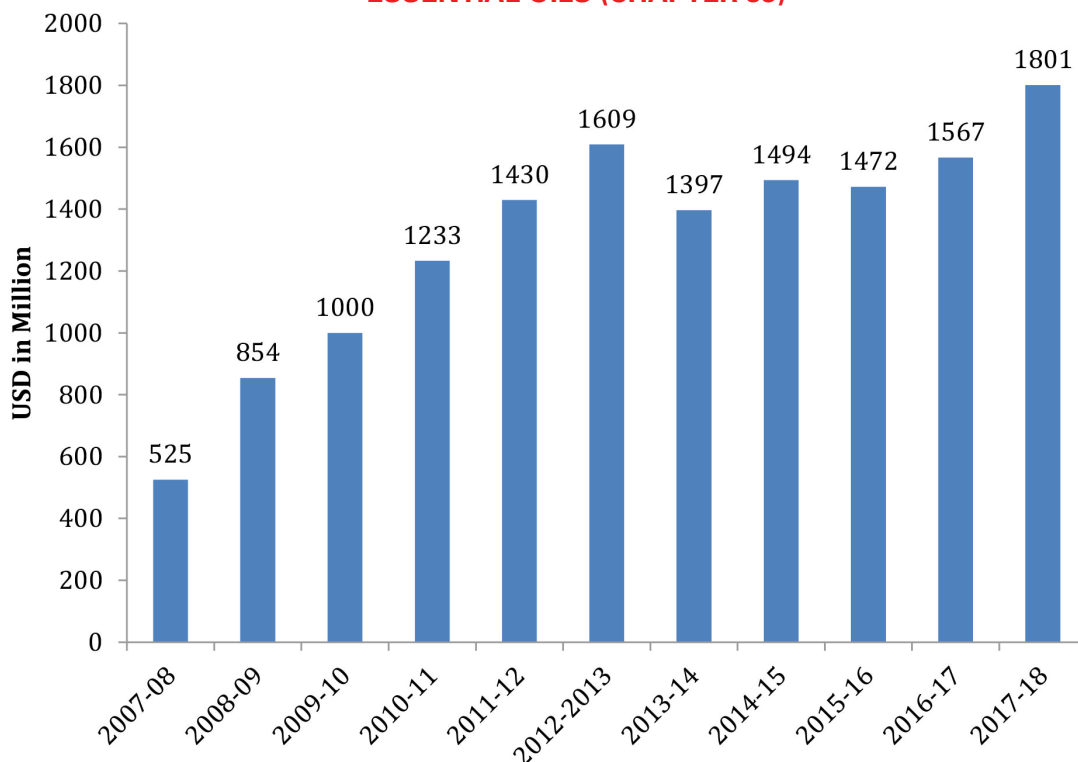
USD in Million

Country	2015-16 (Actual)	2016-17 (Actual)	%Increase/ Decrease over previous year	2017-18 (Provisional)	%Increase/ Decrease over previous year
JAPAN	75	105	40	126	20
BANGLADESH PR	50	56	12	75	34
CHINA P RP	61	61	00	69	13
TURKEY	19	27	42	45	67
PAKISTAN IR	17	17	0	25	47
KOREA RP	25	20	-20	23	15
NEPAL	13	16	23	18	13
TAIWAN	14	14	00	15	07
SRI LANKA DSR	14	10	-29	09	-10
SWITZERLAND	02	04	100	07	75
BURKINA FASO	01	02	100	06	200
MALI	01	03	200	06	100
CAMEROON	03	04	33	05	25
RWANDA	02	02	00	04	100
GUINEA	03	04	33	03	-25
IRAQ	01	02	100	03	50
<b>EXPORTS OF TOP COUNTRIES</b>	<b>300</b>	<b>345</b>	<b>15</b>	<b>436</b>	<b>26</b>
<b>TOTAL EXPORTS OF AGRO CHEMICALS TO GENERAL AREA</b>	<b>364</b>	<b>413</b>	<b>13</b>	<b>476</b>	<b>15</b>
<b>% OF TOP EXPORTING COUNTRIES</b>	<b>82</b>	<b>84</b>		<b>92</b>	

Source: DGCI&S

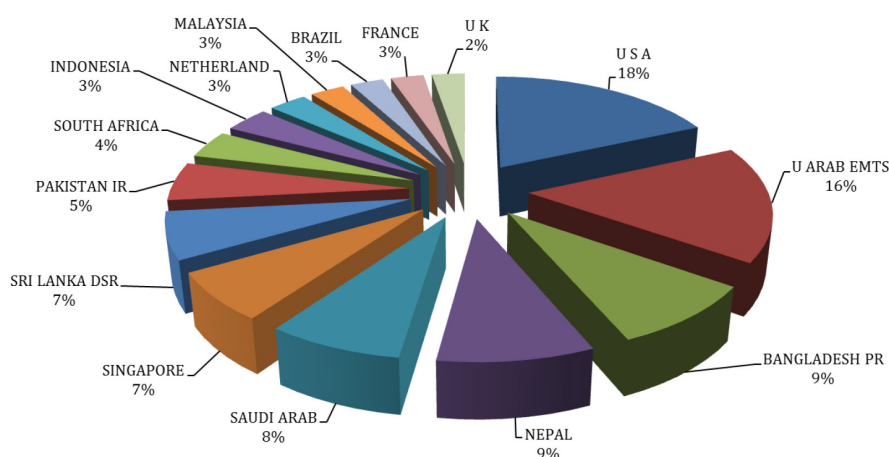


**PANEL III- COSMETICS (CHAPTER 33), SOAPS & TOILETRIES (CHAPTER 34) AND ESSENTIAL OILS (CHAPTER 33)**



USD in Million											
Year	2007-08	2008-09	2009-10	2010-11	2011-12	2012-13	2013-14	2014-15	2015-16	2016-17	2017-18
Export	525	854	1000	1233	1430	1609	1397	1494	1472	1567	1801

**Cosmetics, Toiletries And Essential Oils Exports To Top 15 Countries 2017-18**



USD in Million															
Year	U.S.A.	U Arab EMTS	Bangladesh PR	Nepal	Saudi Arab	Singapore	Sri Lanka DSR	Pakistan IR	South Africa	Indonesia	Netherland	Malaysia	Brazil	France	U K
2017-18	208	186	101	100	87	77	75	62	45	41	35	31	30	30	30
2016-17	156	175	89	96	79	63	82	52	37	39	23	30	22	24	30
2015-16	141	166	82	65	86	47	71	47	30	34	26	37	21	26	28

**Exports Of Cosmetics (Chapter 33), Soaps And Toiletries (Chapter 34) To Top 15 Countries  
For The Years 2015-16, 2016-17 & 2017-18**

USD in Million

Country	2015-16 (Actual)	2016-17 (Actual)	%Increase/ Decrease over previous year	2017-18 (Provisional)	%Increase/ Decrease over previous year
U ARAB EMTS	160	171	07	183	07
U S A	124	133	07	175	32
NEPAL	63	95	51	98	03
BANGLADESH PR	80	87	09	98	13
SAUDI ARAB	85	77	-9	86	12
SINGAPORE	46	62	35	74	19
SRI LANKA DSR	70	81	16	73	-10
PAKISTAN IR	47	52	11	61	17
SOUTH AFRICA	30	37	23	44	19
NETHERLAND	25	22	-12	32	45
MALAYSIA	36	30	-17	30	00
BRAZIL	21	21	00	28	33
THAILAND	15	14	-7	27	93
INDONESIA	26	24	-8	27	13
JAPAN	21	22	5	26	18
<b>TOTAL EXPORTS OF COSMETICS &amp; TOILETRIES TO TOP 15 COUNTRIES</b>	<b>849</b>	<b>928</b>	<b>09</b>	<b>1062</b>	<b>14</b>
<b>CHEMEXCIL'S TOTAL EXPORTS</b>	<b>1357</b>	<b>1454</b>	<b>07</b>	<b>1654</b>	<b>14</b>
<b>% OF TOP EXPORTING COUNTRIES</b>	<b>63</b>	<b>64</b>		<b>64</b>	

Source : DGCI&S



**Exports Of Cosmetics ( Chapter 33), Soaps & Toiletries (Chapter 34)  
Through Major Ports For The Years 2015-16, 2016-17 & 2017-18**


USD in Million

Ports	2015-16 (Actual)	2016-17 (Actual)	%Increase/ Decrease over previous year	2017-18 (Provisional)	%Increase/ Decrease over previous year
NHAVA SHEVA SEA	492	498	01	548	10
MUNDRA	00	00	00	185	00
SEZ KANDLA	00	00	00	140	00
SEZ DAHEJ	00	00	00	73	00
RAXAUL LAND	23	44	91	53	20
ICD BANGALORE	39	38	-3	50	32
ICD SABARMATI	35	46	31	48	04
DELHI (ICD)	50	46	-8	44	-4
CHENNAI SEA	60	53	-12	41	-23
HAZIRA PORT, SURAT	00	00	00	41	00
NAUTANWA (SONAULI)	00	00	00	37	00
PETRAPOLE LAND	36	35	-3	32	-9
KOLKATA SEA	17	20	18	26	30
EPZ/SEZ SURAT	00	00	00	26	00
COCHIN SEA	13	20	54	25	25
CFS STARTRACK DADRI	00	00	00	22	00
CHENNAI EPZ	00	00	00	21	00
DELHI AIR	13	18	38	20	11
KATTUPALLI PORT/ TIRUVALLUR	00	00	00	15	00
ICD BHUSAWAL	00	00	00	15	00
ICD NOIDA-DADRI	00	00	00	14	00
PIPAVAB(VICYOR)	00	00	00	14	00
MUMBAI AIR	11	14	27	13	-7
CGML DADRI	00	00	00	11	00
KRISHNAPATNAM	00	00	00	10	00
TUTICORIN SEA	08	10	25	10	00



USD in Million

Ports	2015-16 (Actual)	2016-17 (Actual)	%Increase/ Decrease over previous year	2017-18 (Provisional)	%Increase/ Decrease over previous year
ICD PIYALA BALLAGARH	00	00	00	07	00
ICD GARHIHARSARU	00	00	00	07	00
SEZ NOIDA	00	00	00	06	00
JAIGAON	00	00	00	06	00
ICD ANKLESHWAR	00	00	00	06	00
ICD KANAKPURA	00	00	00	06	00
ICD THAR DRY PORT	00	00	00	06	00
ICD SAHNEWAL, GRFL	00	00	00	05	00
ICD SANDKHEDA KASHIPUR	00	00	00	05	00
CHENNAI AIR	05	05	00	05	00
ICD HYDERABAD	00	00	00	04	00
SEZ COCHIN	00	00	00	04	00
MARMAGOA SEA	01	03	200	04	33
MUMBAI SEA	01	00	-100	04	00
BANGALORE AIRPORT	02	03	50	04	33
JOGBANI	05	03	-40	04	33
ICD DHANDARI KALAN, PSWC	00	00	00	03	00
NEWMANGALORE SEA	02	03	50	03	00
ICD LONI	00	00	00	02	00
GOURIPHANTA	00	00	00	02	00
ICD PITHAMPUR (INDORE)	00	00	00	02	00
CFS PATPARGANJ	00	00	00	02	00
ICD VADODARA/ BARODA	00	00	00	02	00
HYDERABAD AIRPORT	01	01	00	02	100
SEZ MUNDRA	00	00	00	02	00



USD in Million

Ports	2015-16 (Actual)	2016-17 (Actual)	%Increase/ Decrease over previous year	2017-18 (Provisional)	%Increase/ Decrease over previous year
ICDTHIMMAPUR (CMTL)/AP	00	00	00	01	00
ICD LUDHIANA	00	00	00	01	00
ICD PALWAL, BHAGOLA-JANAULI	00	00	00	01	00
ICD THAR DRY PORT, JODHPUR	00	00	00	01	00
ICD CHOWPAYAL	00	00	00	01	00
ICD TUTICORIN	00	00	00	01	00
AHMEDABAD AIR CARGO COMPLEX	00	00	00	01	00
ICD KANECH, INLOGISTICS	00	00	00	01	00
CFS MULUND	00	00	00	01	00
ICD TARAPUR (MAHAGAON)	00	00	00	01	00
ICD TONDIAR-PET CHENNAI	00	00	00	01	00
ICD DHANNAD	00	00	00	01	00
ICD NAGPUR	00	00	00	01	00
AMRITSAR RLY.STN.	00	00	00	01	00

Source : DGCI&amp;S

### Exports Of Cosmetics ( Chapter 33), Soaps & Toiletries (Chapter 34) To Top Africa & WANA Countries For The Years 2015-16, 2016-17 & 2017-18

USD in Million

Region/Country	2015-16 (Actual)	2016-17 (Actual)	%Increase/ Decrease over previous year	2017-18 (Provisional)	%Increase/ Decrease over previous year
SOUTH AFRICA	30	37	23	44	19
EGYPT A RP	24	24	00	26	08
NIGERIA	14	21	50	24	14
IRAN	29	33	14	19	-42
ANGOLA	08	07	-13	14	100
KENYA	08	09	13	11	22
TANZANIA REP	07	08	14	10	25
YEMEN REPubLC	07	12	71	10	-17
JORDAN	07	08	14	09	13
ISRAEL	09	06	-33	08	33
SUDAN	08	07	-13	07	00
ALGERIA	05	05	00	05	00
ETHIOPIA	08	05	-38	04	-20
MAURITIUS	04	04	00	04	00
UGANDA	02	04	100	04	00
<b>EXPORTS OF TOP COUNTRIES</b>	<b>170</b>	<b>190</b>	<b>12</b>	<b>199</b>	<b>05</b>
<b>TOTAL EXPORTS OF COSMETICS &amp; TOILETRIES TO AFRICA &amp; WANA COUNTRIES</b>	<b>185</b>	<b>207</b>	<b>12</b>	<b>218</b>	<b>05</b>
<b>% OF TOP EXPORTING COUNTRIES</b>	<b>92</b>	<b>92</b>		<b>91</b>	

Source: DGCI&amp;S



**Exports Of Cosmetics ( Chapter 33), Soaps & Toiletries (Chapter 34) To  
Top ASEAN Countries For The Years 2015-16, 2016-17 & 2017-18**

USD in Million

Country	2015-16 (Actual)	2016-17 (Actual)	%Increase/ Decrease over previous year	2017-18 (Provisional)	%Increase/ Decrease over previous year
SINGAPORE	45	62	38	74	19
MALAYSIA	36	30	-17	30	00
THAILAND	15	14	-7	27	93
INDONESIA	25	24	-4	27	13
AUSTRALIA	18	18	00	21	17
VIETNAM SOC REP	09	10	11	09	-10
MYANMAR	09	11	22	08	-27
PHILIPPINES	05	05	00	07	40
NEW ZEALAND	04	05	25	05	00
CAMBODIA	00	01	00	01	00
<b>EXPORTS OF TOP COUNTRIES</b>	<b>166</b>	<b>180</b>	<b>08</b>	<b>209</b>	<b>16</b>
<b>TOTAL EXPORTS OF COSMETICS &amp; TOILETRIES TO ASEAN COUNTRIES</b>	<b>166</b>	<b>180</b>	<b>08</b>	<b>208</b>	<b>16</b>
<b>% OF TOP EXPORTING COUNTRIES</b>	<b>100</b>	<b>100</b>		<b>100</b>	

Source: DGCI&S

**Exports Of Cosmetics ( Chapter 33), Soaps & Toiletries (Chapter 34) To  
Top CIS Countries For The Years 2015-16, 2016-17 & 2017-18**

USD in Million

Country	2015-16 (Actual)	2016-17 (Actual)	%Increase/ Decrease over previous year	2017-18 (Provisional)	%Increase/ Decrease over previous year
RUSSIA	12	13	08	13	00
UKRAINE	02	02	00	03	50
UZBEKISTAN	01	01	00	01	00
KAZAKHSTAN	00	00	00	01	00
<b>EXPORTS OF TOP COUNTRIES</b>	<b>15</b>	<b>16</b>	<b>7</b>	<b>18</b>	<b>13</b>
<b>TOTAL EXPORTS OF COSMETICS &amp; TOILETRIES TO CIS COUNTRIES</b>	<b>16</b>	<b>18</b>	<b>13</b>	<b>19</b>	<b>06</b>
<b>% OF TOP EXPORTING COUNTRIES</b>	<b>94</b>	<b>89</b>		<b>95</b>	

Source: DGCI&S

**Exports Of Cosmetics ( Chapter 33), Soaps & Toiletries (Chapter 34)  
To Top LAC Countries For The Years 2015-16, 2016-17 & 2017-18**

USD in Million

Country	2015-16 (Actual)	2016-17 (Actual)	%Increase/ Decrease over previous year	2017-18 (Provisional)	%Increase/ Decrease over previous year
BRAZIL	21	21	00	28	33
HAITI	05	07	40	08	14
ARGENTINA	04	05	25	07	40
COLOMBIA	03	03	00	04	33
PANAMA RP.	02	03	50	04	33
HONDURAS	02	02	00	02	00
PERU	02	02	00	02	00
PARAGUAY	01	01	00	02	100
TRINIDAD	01	01	00	02	100
GUATEMALA	02	02	00	01	-50
CHILE	01	01	00	01	00
DOMINICAN RP.	01	01	00	01	00
URUGUAY	01	01	00	01	00
SURINAME	01	01	00	01	00
CUBA	01	00	-100	01	00
<b>EXPORTS OF TOP COUNTRIES</b>	<b>48</b>	<b>51</b>	<b>06</b>	<b>65</b>	<b>27</b>
<b>TOTAL EXPORTS OF COSMETICS &amp; TOILETRIES TO LAC COUNTRIES</b>	<b>51</b>	<b>55</b>	<b>08</b>	<b>122</b>	<b>122</b>
<b>% OF TOP EXPORTING COUNTRIES</b>	<b>94</b>	<b>93</b>		<b>53</b>	

Source : DGCI&S

**Exports Of Cosmetics ( Chapter 33), Soaps & Toiletries (Chapter 34)  
To North America For The Years 2015-16, 2016-17 & 2017-18**

USD in Million

Country	2015-16 (Actual)	2016-17 (Actual)	%Increase/ Decrease over previous year	2017-18 (Provisional)	%Increase/ Decrease over previous year
CANADA	10	09	-10	13	44
MEXICO	04	03	-25	07	133
U S A	123	133	08	175	32
<b>EXPORTS OF TOP COUNTRIES</b>	<b>137</b>	<b>145</b>	<b>06</b>	<b>195</b>	<b>34</b>
<b>TOTAL EXPORTS OF COSMETICS &amp; TOILETRIES TO NORTH AMERICA</b>	<b>137</b>	<b>145</b>	<b>06</b>	<b>195</b>	<b>34</b>
<b>% OF TOP EXPORTING COUNTRIES</b>	<b>100</b>	<b>100</b>		<b>100</b>	

Source: DGCI&S





**Exports Of Cosmetics ( Chapter 33), Soaps & Toiletries (Chapter 34) To  
Top European Union For The Years 2015-16, 2016-17 & 2017-18**

USD in Million

Country	2015-16 (Actual)	2016-17 (Actual)	%Increase or Decrease in previous Year	2017-18 (Provisional)	%Increase or Decrease in previous Year
NETHERLAND	25	22	-12	32	45
U K	24	25	04	26	04
GERMANY	16	12	-25	22	83
BELGIUM	13	11	-15	15	36
SPAIN	11	12	09	13	08
FRANCE	10	07	-30	11	57
POLAND	05	08	60	10	25
ITALY	05	06	20	08	33
LATVIA	03	03	00	05	67
BULGARIA	01	01	00	01	00
SLOVENIA	00	01	00	01	00
FINLAND	01	01	00	01	00
HUNGARY	01	01	00	01	00
GREECE	00	00	00	01	00
ROMANIA	00	00	00	01	00
<b>EXPORTS OF TOP COUNTRIES</b>	<b>115</b>	<b>110</b>	<b>-4</b>	<b>148</b>	<b>35</b>
<b>TOTAL EXPORTS OF COSMETICS &amp; TOILETRIES TO EUROPEAN UNION</b>	<b>122</b>	<b>114</b>	<b>-7</b>	<b>149</b>	<b>31</b>
<b>% OF TOP EXPORTING COUNTRIES</b>	<b>94</b>	<b>96</b>		<b>99</b>	

Source : DGCI&S

**Exports Of Cosmetics ( Chapter 33), Soaps & Toiletries (Chapter 34) To  
Top General Area For The Years 2015-16, 2016-17 & 2017-18**

USD in Million

Country	2015-16 (Actual)	2016-17 (Actual)	%Increase/ Decrease over previous year	2017-18 (Provisional)	%Increase/ Decrease over previous year
BANGLADESH PR	80	87	09	98	13
NEPAL	63	95	51	98	03
SRI LANKA DSR	70	81	16	73	-10
PAKISTAN IR	47	52	11	61	17
CHINA P RP	22	23	05	26	13
JAPAN	21	22	05	26	18
TURKEY	36	31	-14	22	-29
KOREA RP	15	17	13	16	-6
TAIWAN	05	07	40	08	14
BHUTAN	05	04	-20	06	50
IRAQ	05	06	20	06	00
AFGHANISTAN	04	04	00	05	25
MALDIVES	04	03	-25	05	67
CONGO D. REP.	01	02	100	03	50
SOMALIA	01	01	00	02	100
<b>EXPORTS OF TOP COUNTRIES</b>	<b>397</b>	<b>435</b>	<b>15</b>	<b>455</b>	<b>05</b>
<b>TOTAL EXPORTS OF COSMETICS &amp; TOILETRIES TO GENERAL AREA</b>	<b>679</b>	<b>736</b>	<b>08</b>	<b>797</b>	<b>08</b>
<b>% OF TOP EXPORTING COUNTRIES</b>	<b>56</b>	<b>59</b>		<b>57</b>	

Source: DGCI&S

**Essential Oils (Chapter 33) Exports To Top 15 Countries  
For The Years 2015-16, 2016-17 & 2017-18**

USD in Million

Country	2015-16 (Actual)	2016-17 (Actual)	%Increase/ Decrease over previous year	2017-18 (Provisional)	%Increase/ Decrease over previous year
U S A	16	23	38	33	46
FRANCE	16	17	06	19	12
INDONESIA	09	15	72	14	-2
HONG KONG	10	08	-20	10	26
GERMANY	05	04	-14	06	44
U K	04	04	05	04	00
NIGERIA	02	02	11	04	92
U ARAB EMTS	05	03	-37	04	06
SPAIN	03	03	15	04	14
BANGLADESH PR	02	02	23	03	13
CHINA P RP	02	02	-18	03	64
SINGAPORE	02	02	2	03	42
JAPAN	00	00	-3	03	661
NETHERLAND	00	01	13	03	390
UGANDA	04	02	-33	02	-8
<b>TOTAL EXPORTS OF ESSENTIAL OILS TO TOP 15 COUNTRIES</b>	<b>80</b>	<b>88</b>	<b>11</b>	<b>113</b>	<b>28</b>
<b>CHEMEXCIL'S TOTAL EXPORTS</b>	<b>115</b>	<b>112</b>	<b>-3</b>	<b>147</b>	<b>31</b>
<b>% OF TOP EXPORTING COUNTRIES</b>	<b>69</b>	<b>79</b>		<b>77</b>	


Source: DGCI&S

**Exports Of Essential Oils (Chapter 33) Through Major Ports  
For The Years 2015-16, 2016-17 & 2017-18**

USD in Million

Ports	2015-16 (Actual)	2016-17 (Actual)	%Increase/ Decrease over previous year	2017-18 (Provisional)	%Increase/ Decrease over previous year
NHAVA SHEVA SEA	15	14	-4	24	66
DELHI AIR	18	17	-7	22	35
ICD BANGALORE	12	17	42	16	-7
CHENNAI AIR	08	11	42	11	-1
DELHI (ICD)	06	04	-28	11	150
ARSHIYA INTL. FTWZ-SEZ, RAIGAD	00	00	00	09	00
COCHIN AIRPORT	04	06	34	08	28
COCHIN SEA	05	06	17	08	31
MUMBAI AIR	06	05	-27	04	-9
BANGALORE AIRPORT	06	05	-10	04	-30
KOLKATA SEA	01	02	46	03	91
SEZ DAHEJ	00	00	00	03	00
CHENNAI SEA	04	03	-30	03	-4
KOLKATA AIR	05	03	-25	03	-24
J MATADEE CHENNAI	00	00	00	02	00
TUTICORIN SEA	00	00	-100	02	00
ACC COIMBATORE	00	00	00	02	00
ICD SABARMATI	01	01	-25	02	75
MUNDRA	00	00	00	02	00
CFS PATPARGANJ	00	00	00	01	00
RAXAUL LAND	01	01	43	01	-21
ICD NOIDA-DADRI	00	00	00	01	00
JAIGAON	00	00	00	01	00
PETRAPOLE LAND	01	00	-35	01	28
CGML DADRI	00	00	00	01	00
HYDERABAD AIRPORT	00	00	20	01	129

Source : DGCI&S



**Exports of Essential Oil (Chapter 33) to Top Africa & WANA Countries  
for the years 2015-16, 2016-17 & 2017-18**

USD in Million

Country	2015-16 (Actual)	2016-17 (Actual)	%Increase/ Decrease over previous year	2017-18 (Provisional)	%Increase/ Decrease over previous year
NIGERIA	02	02	00	04	100
UGANDA	04	02	-50	02	00
SOUTH AFRICA	00	00	00	01	00
IRAN	11	00	-100	01	00
EGYPT A RP	01	01	00	01	00
TANZANIA REP	01	01	00	01	00
GHANA	00	00	00	01	00
<b>EXPORTS OF TOP COUNTRIES</b>	<b>19</b>	<b>06</b>	<b>-68</b>	<b>11</b>	<b>83</b>
<b>TOTAL EXPORTS OF ESSENTIAL OILS TO AFRICA &amp; WANA COUNTRIES</b>	<b>22</b>	<b>09</b>	<b>-59</b>	<b>13</b>	<b>44</b>
<b>% OF TOP EXPORTING COUNTRIES</b>	<b>86</b>	<b>67</b>		<b>85</b>	

Source: DGCI&S

**Exports Of Essential Oil (Chapter 33) To Top ASEAN Countries  
For The Years 2015-16, 2016-17 & 2017-18**

USD in Million

Country	2015-16 (Actual)	2016-17 (Actual)	%Increase/ Decrease over previous year	2017-18 (Provisional)	%Increase/ Decrease over previous year
INDONESIA	09	15	67	14	-7
SINGAPORE	02	02	00	03	50
VIETNAM SOC REP	01	01	00	02	100
AUSTRALIA	01	01	00	02	100
MYANMAR	01	01	00	01	00
MALAYSIA	01	01	00	01	00
THAILAND	00	01	00	01	00
<b>EXPORTS OF TOP COUNTRIES</b>	<b>15</b>	<b>22</b>	<b>47</b>	<b>24</b>	<b>09</b>
<b>TOTAL EXPORTS OF ESSENTIAL OILS TO ASEAN COUNTRIES</b>	<b>16</b>	<b>22</b>	<b>38</b>	<b>24</b>	<b>09</b>
<b>% OF TOP EXPORTING COUNTRIES</b>	<b>94</b>	<b>100</b>		<b>100</b>	

Source: DGCI&S

**Exports Of Essential Oil (Chapter 33) To Top LAC Countries  
For The Years 2015-16, 2016-17 & 2017-18**

USD in Million

Country	2015-16 (Actual)	2016-17 (Actual)	%Increase/ Decrease over previous year	2017-18 (Provisional)	%Increase/ Decrease over previous year
BRAZIL	00	01	00	02	100
<b>EXPORTS OF TOP COUNTRIES</b>	<b>00</b>	<b>01</b>	<b>00</b>	<b>02</b>	<b>100</b>
<b>TOTAL EXPORTS OF ESSENTIAL OILS TO LAC COUNTRIES</b>	<b>01</b>	<b>02</b>	<b>100</b>	<b>03</b>	<b>50</b>
<b>% OF TOP EXPORTING COUNTRIES</b>	<b>00</b>	<b>50</b>		<b>67</b>	

Source: DGCI&S

**Export Of Essential Oils (Chapter 33) To North America  
For The Years 2015-16, 2016-17 & 2017-18**

USD in Million

Country	2015-16 (Actual)	2016-17 (Actual)	%Increase/ Decrease over previous year	2017-18 (Provisional)	%Increase/ Decrease over previous year
U S A	16	23	44	33	43
CANADA	01	01	00	02	100
MEXICO	00	00	00	01	0
<b>EXPORTS OF TOP COUNTRIES</b>	<b>17</b>	<b>24</b>	<b>41</b>	<b>36</b>	<b>50</b>
<b>TOTAL EXPORTS OF ESSENTIAL OILS TO NORTH AMERICA</b>	<b>18</b>	<b>24</b>	<b>33</b>	<b>36</b>	<b>50</b>
<b>% OF TOP EXPORTING COUNTRIES</b>	<b>94</b>	<b>100</b>		<b>100</b>	

Source: DGCI&S



**Exports Of Essential Oils (Chapter 33) To Top European Union  
For The Years 2015-16, 2016-17 & 2017-18**

USD in Million

Country	2015-16 (Actual)	2016-17 (Actual)	%Increase/ Decrease over previous year	2017-18 (Provisional)	%Increase/ Decrease over previous year
FRANCE	16	17	06	19	12
GERMANY	05	04	-20	06	50
U K	04	04	00	04	00
SPAIN	03	03	00	04	33
NETHERLAND	00	01	00	03	200
BELGIUM	00	00	00	01	00
<b>EXPORTS OF TOP COUNTRIES</b>	<b>28</b>	<b>29</b>	<b>04</b>	<b>37</b>	<b>28</b>
<b>TOTAL EXPORTS OF ESSENTIAL OILS TO EUROPEAN UNION</b>	<b>30</b>	<b>30</b>	<b>00</b>	<b>38</b>	<b>27</b>
<b>% OF TOP EXPORTING COUNTRIES</b>	<b>93</b>	<b>97</b>		<b>97</b>	

Source: DGCI&S

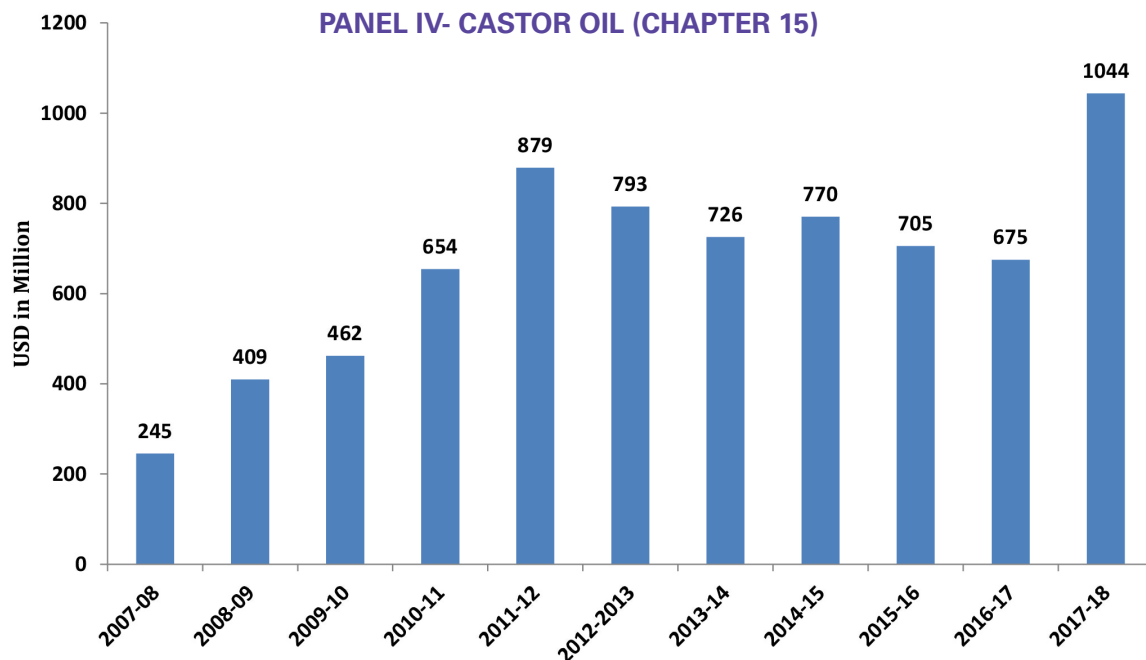
**Export Of Essential Oils (Chapter 33) To Top General Area  
For The Years 2015-16, 2016-17 & 2017-18**

USD in Million

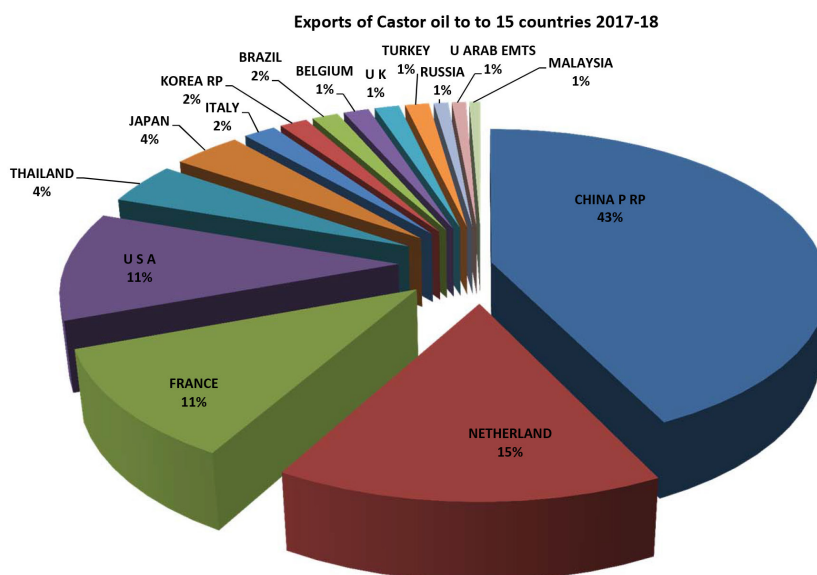
Country	2015-16 (Actual)	2016-17 (Actual)	%Increase/ Decrease over previous year	2017-18 (Provisional)	%Increase/ Decrease over previous year
BANGLADESH PR	02	02	00	03	50
CHINA P RP	02	02	00	03	50
JAPAN	00	00	00	03	00
SRI LANKA DSR	01	01	00	02	100
NEPAL	01	02	100	02	00
SWITZERLAND	01	01	00	01	00
PAKISTAN IR	00	01	00	01	00
TURKEY	01	00	-100	01	00
BHUTAN	00	00	00	01	00
KOREA RP	00	00	00	01	00
<b>EXPORTS OF TOP COUNTRIES</b>	<b>08</b>	<b>09</b>	<b>13</b>	<b>18</b>	<b>100</b>
<b>TOTAL EXPORTS OF ESSENTIAL OILS TO GENERAL AREA</b>	<b>28</b>	<b>25</b>	<b>-11</b>	<b>24</b>	<b>-4</b>
<b>% OF TOP EXPORTING COUNTRIES</b>	<b>29</b>	<b>36</b>		<b>75</b>	

Source: DGCI&S

### PANEL IV- CASTOR OIL (CHAPTER 15)



USD in Million											
Year	2007-08	2008-09	2009-10	2010-11	2011-12	2012-2013	2013-14	2014-15	2015-16	2016-17	2017-18
Export	245	409	462	654	879	793	726	770	705	675	1044



USD in Million															
Country	CHINA P R P	NETHERLAND	FRANCE	USA	THAILAND	JAPAN	ITALY	KOREA R P	BRAZIL	BELGIUM	U K	TURKEY	RUSSIA	UAE	MALAYSIA
2017-18	424	154	111	110	42	39	18	16	15	14	14	14	8	8	6
2016-17	265	89	82	73	18	25	14	11	6	19	11	8	5	6	4
2015-16	277	96	78	71	21	30	11	11	2	13	12	9	5	6	22





**Castor Oil (Chapter 15) Exports To Top 15 Countries  
For The Year 2015-16, 2016-17 & 2017-18**

USD in Million

Country	2015-16 (Actual)	2016-17 (Actual)	%Increase/ Decrease over previous year	2017-18 (Provisional)	%Increase/ Decrease over previous year
CHINA P RP	277	265	-4	424	60
NETHERLAND	96	89	-7	154	73
FRANCE	78	82	05	111	35
U S A	71	73	03	110	51
THAILAND	21	18	-14	42	133
JAPAN	30	25	-17	39	56
ITALY	11	14	27	18	29
KOREA RP	11	11	00	16	45
BRAZIL	2	6	200	15	150
BELGIUM	13	19	46	14	-26
U K	12	11	-8	14	27
TURKEY	09	08	-11	14	75
RUSSIA	05	05	00	08	60
U ARAB EMTS	06	06	00	08	33
MALAYSIA	22	04	-82	06	50
<b>TOTAL EXPORTS OF CASTOR OIL TO TOP 15 COUNTRIES</b>	<b>664</b>	<b>636</b>	<b>-4</b>	<b>993</b>	<b>56</b>
<b>CHEMEXCIL'S TOTAL EXPORTS</b>	<b>705</b>	<b>675</b>	<b>-4</b>	<b>1044</b>	<b>55</b>
<b>% OF TOP EXPORTING COUNTRIES</b>	<b>94</b>	<b>94</b>		<b>95</b>	

Source:DGCI&amp;S

**Export of Castor Oil (Chapter 15) Through Major Ports  
For the Year 2015-16, 2016-17 & 2017-18**

USD in Million

Ports	2015-16 (Actual)	2016-17 (Actual)	%Increase/ Decrease over previous year	2017-18 (Provisional)	%Increase/ Decrease over previous year
MUNDRA	00	00	00	554	00
KANDLA SEA	172	139	-19	275	98
SEZ KANDLA	00	00	00	69	00
ICD THAR DRY PORT	00	00	00	57	00
PIPAVAB	0	0	0	55	0
(VICYOR)	00	00	00	55	00
ICD SABARMATI	38	17	-55	15	-12
HAZIRA PORT, SURAT	00	00	00	11	00
NHAVA SHEVA SEA	03	03	00	07	133
CHENNAI SEA	01	01	00	01	00
SEZ MUNDRA	00	00	00	01	00

Source: DGCI&amp;S

**Exports Of Castor Oil (Chapter 15) To Top Africa & WANA Countries  
For The Year 2015-16, 2016-17 & 2017-18**

USD in Million

Country	2015-16 (Actual)	2016-17 (Actual)	%Increase/ Decrease over previous year	2017-18 (Provisional)	%Increase/ Decrease over previous year
SOUTH AFRICA	04	04	03	05	17
IRAN	02	03	46	02	-36
EGYPT A RP	03	02	-25	02	-7
ISRAEL	01	01	07	01	-15
NIGERIA	00	00	17	01	49
SUDAN	00	00	12	01	194
GHANA	00	00	3456	00	64
MOROCCO	00	00	-27	00	53
KENYA	00	00	-64	00	43
LEBANON	00	00	15	00	00
TANZANIA REP	00	00	-17	00	89
<b>EXPORTS OF TOP COUNTRIES</b>	<b>11</b>	<b>12</b>	<b>04</b>	<b>12</b>	<b>01</b>
<b>TOTAL EXPORTS OF CASTOR OIL TO AFRICA &amp; WANA COUNTRIES</b>	<b>12</b>	<b>12</b>	<b>00</b>	<b>12</b>	<b>00</b>
<b>% OF TOP EXPORTING COUNTRIES</b>	<b>94</b>	<b>97</b>		<b>99</b>	

Source: DGCI&amp;S



**Exports Of Castor Oil (Chapter 15) To Top ASEAN Countries  
For The Year 2015-16, 2016-17 & 2017-18**

USD in Million

Country	2015-16 (Actual)	2016-17 (Actual)	%Increase/ Decrease over previous year	2017-18 (Provisional)	%Increase/ Decrease over previous year
THAILAND	21	17	-17	42	138
MALAYSIA	22	4	-82	06	61
AUSTRALIA	02	02	05	03	71
SINGAPORE	02	02	04	03	37
VIETNAM SOC REP	01	01	23	01	52
INDONESIA	01	01	08	01	45
<b>EXPORTS OF TOP COUNTRIES</b>	<b>48</b>	<b>26</b>	<b>-46</b>	<b>57</b>	<b>117</b>
<b>TOTAL EXPORTS OF CASTOR OIL TO ASEAN COUNTRIES</b>	<b>49</b>	<b>27</b>	<b>-45</b>	<b>58</b>	<b>115</b>
<b>% OF TOP EXPORTING COUNTRIES</b>	<b>99</b>	<b>97</b>		<b>98</b>	

Source: DGCI&S

**Exports Of Castor Oil (Chapter 15) To Top CIS Countries  
For The Year 2015-16, 2016-17 & 2017-18**

USD in Million

Country	2015-16 (Actual)	2016-17 (Actual)	%Increase/ Decrease over previous year	2017-18 (Provisional)	%Increase/ Decrease over previous year
RUSSIA	05	05	00	08	60
UKRAINE	01	01	00	01	00
<b>EXPORTS OF TOP COUNTRIES</b>	<b>06</b>	<b>06</b>	<b>00</b>	<b>09</b>	<b>50</b>
<b>TOTAL EXPORTS OF CASTOR OIL TO CIS COUNTRIES</b>	<b>06</b>	<b>06</b>	<b>00</b>	<b>09</b>	<b>50</b>
<b>% OF TOP EXPORTING COUNTRIES</b>	<b>100</b>	<b>100</b>		<b>100</b>	

Source: DGCI&S



**Exports Of Castor Oil (Chapter 15) To Top LAC Countries  
For The Year 2015-16, 2016-17 & 2017-18**

USD in Million

Country	2015-16 (Actual)	2016-17 (Actual)	%Increase/ Decrease over previous year	2017-18 (Provisional)	%Increase/ Decrease over previous year
BRAZIL	02	06	200	15	150
ARGENTINA	01	01	00	01	00
<b>EXPORTS OF TOP COUNTRIES</b>	<b>03</b>	<b>07</b>	<b>133</b>	<b>16</b>	<b>129</b>
<b>TOTAL EXPORTS OF CASTOR OIL TO LAC COUNTRIES</b>	<b>05</b>	<b>08</b>	<b>60</b>	<b>17</b>	<b>113</b>
<b>% OF TOP EXPORTING COUNTRIES</b>	<b>60</b>	<b>88</b>		<b>94</b>	


Source: DGCI&S

**Exports Of Castor Oil (Chapter 15) To North America  
For The Year 2015-16, 2016-17 & 2017-18**

USD in Million

Country	2015-16 (Actual)	2016-17 (Actual)	%Increase/ Decrease over previous year	2017-18 (Provisional)	%Increase/ Decrease over previous year
U S A	71	73	03	110	51
MEXICO	03	03	00	05	67
CANADA	00	01	00	01	00
<b>EXPORTS OF TOP COUNTRIES</b>	<b>74</b>	<b>77</b>	<b>04</b>	<b>116</b>	<b>51</b>
<b>TOTAL EXPORTS OF CASTOR OIL TO NORTH AMERICA</b>	<b>75</b>	<b>77</b>	<b>03</b>	<b>115</b>	<b>49</b>
<b>% OF TOP EXPORTING COUNTRIES</b>	<b>99</b>	<b>100</b>		<b>101</b>	

Source: DGCI&S



**Exports Of Castor Oil (Chapter 15) To Top European Union  
For The Year 2015-16, 2016-17 & 2017-18**

USD in Million

Country	2015-16 (Actual)	2016-17 (Actual)	%Increase/ Decrease over previous year	2017-18 (Provisional)	%Increase/ Decrease over previous year
NETHERLAND	96	89	-7	154	73
FRANCE	78	82	05	111	35
ITALY	11	14	27	18	29
BELGIUM	13	19	46	14	-26
U K	12	11	-8	14	27
GERMANY	03	03	00	04	33
SPAIN	03	02	-33	04	100
FINLAND	01	01	00	01	00
SLOVENIA	00	00	00	01	00
<b>EXPORTS OF TOP COUNTRIES</b>	<b>217</b>	<b>221</b>	<b>02</b>	<b>321</b>	<b>45</b>
<b>TOTAL EXPORTS OF CASTOR OIL TO EUROPEAN UNION</b>	<b>218</b>	<b>221</b>	<b>01</b>	<b>323</b>	<b>46</b>
<b>% OF TOP EXPORTING COUNTRIES</b>	<b>100</b>	<b>100</b>		<b>99</b>	

Source: DGCI&amp;S

**Exports Of Castor Oil (Chapter 15) To Top General Areas  
For The Year 2015-16, 2016-17 & 2017-18**

USD in Million

Country	2015-16 (Actual)	2016-17 (Actual)	%Increase/ Decrease over previous year	2017-18 (Provisional)	%Increase/ Decrease over previous year
CHINA P RP	277	265	-4	424	60
JAPAN	30	25	-17	39	56
KOREA RP	11	11	00	16	45
TURKEY	09	08	-11	14	75
TAIWAN	04	04	00	05	25
PAKISTAN IR	01	00	-100	01	00
<b>EXPORTS OF TOP COUNTRIES</b>	<b>332</b>	<b>313</b>	<b>-6</b>	<b>499</b>	<b>59</b>
<b>TOTAL EXPORTS OF CASTOR OIL TO GENERAL AREA</b>	<b>340</b>	<b>324</b>	<b>-5</b>	<b>619</b>	<b>91</b>
<b>% OF TOP EXPORTING COUNTRIES</b>	<b>98</b>	<b>97</b>		<b>81</b>	

Source: DGCI&amp;S



## INDEPENDENT AUDITORS' REPORT

To

**The Members of**

**Basic Chemicals, Cosmetics and Dyes Export Promotion Council**

(Formerly known as Basic Chemicals, Pharmaceuticals and Cosmetics Export Promotion Council)


(Limited by Guarantee)

### Report on the Financial Statements:

We have audited the accompanying financial statements of **Basic Chemicals, Cosmetics and Dyes Export Promotion Council** (hereinafter referred as "the Council"), which comprise the Balance Sheet as at 31<sup>st</sup> March, 2018, the Statement of Income and Expenditure for the year then ended, and a summary of the significant accounting policies and other explanatory information.

### Management's Responsibility for the Financial Statements:

The Council's Committee of Administration is responsible for the matters stated in Section 134(5) of the Companies Act, 2013 ("the Act") with respect to the preparation of these financial statements that give a true and fair view of the financial position and financial performance of the Council in accordance with the accounting principles generally accepted in India, including the Accounting Standards specified under Section 133 of the Act, read with Rule 7 of the Companies (Accounts) Rules, 2014. This responsibility also includes maintenance of adequate accounting records in accordance with the provisions of the Act for safeguarding of the assets of the Council and for preventing and detecting frauds and other irregularities; selection and application of appropriate accounting policies; making judgments and estimates that are reasonable and prudent; and design, implementation and maintenance of adequate internal financial controls, that were operating effectively for ensuring the accuracy and completeness of the accounting records, relevant to the preparation and presentation of the financial statements that give a true and fair view and are free from material misstatement, whether due to fraud or error.



### **Auditors' Responsibility:**

Our responsibility is to express an opinion on these financial statements based on our audit.

We have taken into account the provisions of the Act, the accounting and auditing standards and matters which are required to be included in the audit report under the provisions of the Act and the Rules made thereunder.

We conducted our audit in accordance with the Standards on Auditing specified under Section 143(10) of the Act. Those Standards require that we comply with ethical requirements and plan and perform the audit to obtain reasonable assurance about whether the financial statements are free from material misstatement.

An audit involves performing procedures to obtain audit evidence about the amounts and the disclosures in the financial statements. The procedures selected depend on the auditor's judgment, including the assessment of the risks of material misstatement of the financial statements, whether due to fraud or error. In making those risk assessments, the auditor considers internal financial control relevant to the Council's preparation of the financial statements that give a true and fair view in order to design audit procedures that are appropriate in the circumstances. An audit also includes evaluating the appropriateness of the accounting policies used and the reasonableness of the accounting estimates made by the Council's Directors, as well as evaluating the overall presentation of the financial statements.

We believe that the audit evidence we have obtained is sufficient and appropriate to provide a basis for our audit opinion on the financial statements.

### **Opinion:**

In our opinion and to the best of our information and according to the explanations given to us, the aforesaid financial statements give the information required by the Act in the manner so required and give a true and fair view in conformity with the accounting principles generally accepted in India, of the state of affairs of the Council as at 31<sup>st</sup> March, 2018 and its surplus for the year ended on that date.

### **Emphasis of Matter:**

Without Qualifying we draw attention to the following matters in the Notes to the financial statements:

- a) Note No. 17.2(a) regarding premises occupied by the Council in Mumbai, in respect of which cheques aggregating to Rs.26,79,153 for 119 months (Previous Year Rs.25,30,820 for 107 months) have been sent to the landlord and duly acknowledged by them but not deposited by them lying in the stale cheques account under “other current liabilities” to the extent cheques becoming stale, and
- b) The expenses in respect of code-activities are subject to sanction / confirmation of the Government of India and Grant-in-aid received from the Ministry of Commerce and Industry is subject to adjustments as may be necessary in view of any Government Audit observations, non/partial fulfillment of certain conditions, if any as may be observed by them for eligibility of such Grant-in-aid, clarifications by the Council and final decision of the Ministry. Such audit is pending for the years 2016-17 & 2017-18. (Refer Note No. 17.4).

#### **Report on Other Legal and Regulatory Requirements:**

1. As the Council is registered under section 8 of the Act, the clauses under the Companies (Auditor’s Report) Order, 2016 (“the Order”) are not applicable.
2. As required by Section 143(3) of the Act, we report that:
  - a) We have sought and obtained all the information and explanations which to the best of our knowledge and belief were necessary for the purposes of our audit.
  - b) In our opinion, proper books of account as required by law have been kept by the Council so far as it appears from our examination of those books.
  - c) The Balance Sheet, the Statement of Income and Expenditure dealt with by this Report are in agreement with the books of account.
  - d) In our opinion, the aforesaid financial statements comply with the Accounting Standards specified under Section 133 of the Act, read with Rule 7 of the Companies (Accounts) Rules, 2014.
  - e) In our opinion, Section 164(2) of the Act in respect of reporting on disqualification of the Directors as provided under section 164(2) of the Act is not applicable to the Council as it is registered under section 8 of the Act.
  - f) With respect to the adequacy of the internal financial controls over financial reporting of the Council and the operating effectiveness of such controls, refer to our separate Report in “Annexure A”





- g) With respect to the other matters to be included in the Auditor's Report in accordance with Rule 11 of the Companies (Audit and Auditors) Rules, 2014, in our opinion and to the best of our information and according to the explanations given to us:
- a) The Council has disclosed the impact of pending litigations on its financial position in the aforesaid financial statements – Refer Note 17.3 to the financial statements;
  - b) The Council did not have any long-term contracts including derivative contracts for which there were any material foreseeable losses;
  - c) There were no amounts which were required to be transferred to the Investor Education and Protection Fund by the Council.

**For LODHA & COMPANY**  
CHARTERED ACCOUNTANTS  
(ICAI Firm Registration No: 301051E)

**(R. P. Baradiya)**  
PARTNER  
Membership No: 44101

**Place : Mumbai**

**Date : 20<sup>th</sup> August, 2018**

## **Annexure - A to the Auditors' Report on the Internal Financial Controls under Clause (i) of Sub-section 3 of Section 143 of the Companies Act, 2013 ("the Act")**

We have audited the internal financial controls over financial reporting of Basic Chemicals, Cosmetics and Dyes Export Promotion Council ("the Council") as of 31st March, 2018 in conjunction with our audit of the financial statements of the Council for the year ended on that date.

### **Management's Responsibility for Internal Financial Controls**

The Council's Committee of Administration is responsible for establishing and maintaining internal financial controls based on the internal control over financial reporting criteria established by the Council considering the essential components of internal control stated in the Guidance Note on Audit of Internal Financial Controls Over Financial Reporting issued by the Institute of Chartered Accountants of India ('ICAI'). These responsibilities include the design, implementation and maintenance of adequate internal financial controls that were operating effectively for ensuring the orderly and efficient conduct of its business, including adherence to Council's policies, the safeguarding of its assets, the prevention and detection of frauds and errors, the accuracy and completeness of the accounting records, and the timely preparation of reliable financial information, as required under the Companies Act, 2013.

### **Auditors' Responsibility**

Our responsibility is to express an opinion on the Council's internal financial controls over financial reporting based on our audit. We conducted our audit in accordance with the Guidance Note on Audit of Internal Financial Controls over Financial Reporting (the "Guidance Note") and the Standards on Auditing, issued by ICAI and deemed to be prescribed under section 143(10) of the Companies Act, 2013, to the extent applicable to an audit of internal financial controls, both applicable to an audit of Internal Financial Controls and, both issued by the Institute of Chartered Accountants of India. Those Standards and the Guidance Note require that we comply with ethical requirements and plan and perform the audit to obtain reasonable assurance about whether adequate internal financial controls over financial reporting was established and maintained and if such controls operated effectively in all material respects.

Our audit involves performing procedures to obtain audit evidence about the adequacy of the internal financial controls system over financial reporting and their operating effectiveness. Our audit of internal financial controls over financial reporting included obtaining an understanding of internal financial controls over financial reporting, assessing the risk that a material weakness exists, and testing and evaluating the design and operating effectiveness of internal control based on the assessed risk. The procedures selected depend on the auditor's judgment, including the assessment of the risks of material misstatement of the financial statements, whether due to fraud or error. We believe that the audit evidence we have obtained is sufficient and appropriate to provide a basis for our audit opinion on the Council's internal financial controls system over financial reporting.

### **Meaning of Internal Financial Controls over Financial Reporting**

A Council's internal financial control over financial reporting is a process designed to provide



reasonable assurance regarding the reliability of financial reporting and the preparation of financial statements for external purposes in accordance with generally accepted accounting principles. A Council's internal financial control over financial reporting includes those policies and procedures that (1) pertain to the maintenance of records that, in reasonable detail, accurately and fairly reflect the transactions and dispositions of the assets of the Council; (2) provide reasonable assurance that transactions are recorded as necessary to permit preparation of financial statements in accordance with generally accepted accounting principles, and that receipts and expenditures of the Council are being made only in accordance with authorisations of management and directors of the Council; and (3) provide reasonable assurance regarding prevention or timely detection of unauthorised acquisition, use, or disposition of the Council's assets that could have a material effect on the financial statements.

### **Inherent Limitations of Internal Financial Controls Over Financial Reporting**

Because of the inherent limitations of internal financial controls over financial reporting, including the possibility of collusion or improper management override of controls, material misstatements due to error or fraud may occur and not be detected. Also, projections of any evaluation of the internal financial controls over financial reporting to future periods are subject to the risk that the internal financial control over financial reporting may become inadequate because of changes in conditions, or that the degree of compliance with the policies or procedures may deteriorate.

### **Opinion**

In our opinion, the Council has, in all material respects, an adequate internal financial controls system over financial reporting and such internal financial controls over financial reporting were operating effectively as at 31st March 2018, based on the internal control over financial reporting criteria established by the Council considering the essential components of internal control stated in the Guidance Note on Audit of Internal Financial Controls Over Financial Reporting issued by the Institute of Chartered Accountants of India except that the internal control procedures, financial accounting/reporting activities, statutory compliances and internal audit system need to be strengthened to be commensurate with the activities of the Council; to have the Information Systems Audit to ensure the security, authenticity etc. of the various data, documents and records maintained by the Council and disaster management of the data system.[Refer Note No. 17.10 (a) and (b) of Notes to Financial Statements]

**For LODHA & COMPANY**  
CHARTERED ACCOUNTANTS  
(ICAI Firm Registration No: 301051E)

**(R. P. Baradiya)**  
PARTNER  
Membership No: 44101

**Place : Mumbai**  
**Date : 20<sup>th</sup> August, 2018**



**BASIC CHEMICALS, COSMETICS AND DYES EXPORT PROMOTION COUNCIL**  
(Formerly known as Basic Chemicals, Pharmaceuticals And Cosmetics Export Promotion Council)

(LIMITED BY GUARANTEE)

CIN NO. - U91110MH1963NPL012677

**BALANCE SHEET AS AT 31ST MARCH, 2018**

(Amount in ₹)

	Particulars	Note No.	As at 31 <sup>st</sup> March, 2018	As at 31 <sup>st</sup> March, 2017
I.	<b>CORPUS/CAPITAL FUND AND LIABILITIES</b>			
	<b>Corpus/Capital Fund:</b>			
	(a) Reserves and surplus	2	197,705,750	175,146,120
	<b>Current liabilities:</b>			
	(a) Trade payables		9,142,862	21,444,232
	(b) Other current liabilities	3	64,916,351	68,846,601
	(c) Short-term provisions	4	18,958,522	21,019,041
	<b>Total</b>		<b>290,723,485</b>	<b>286,455,994</b>
II.	<b>ASSETS</b>			
	<b>Non-current assets:</b>			
	(a) Fixed assets	5		
	(i) Tangible assets		8,055,007	8,849,344
	(ii) Intangible assets		170,579	-
	(b) Long-term loans and advances	6	90,969,517	73,318,067
	(c) Other non-current assets	7	5,577,885	941,200
	<b>Current assets:</b>			
	(a) Trade receivables	8	3,177,991	6,558,696
	(b) Cash and bank equivalents	9	130,622,248	150,042,185
	(c) Short-term loans and advances	10	42,908,828	35,719,481
	(d) Other current assets	11	9,241,430	11,027,021
	<b>Total</b>		<b>290,723,485</b>	<b>286,455,994</b>
	Significant Accounting Policies and Notes to Financial Statements	1 to 16		

Notes annexed form an integral part of Financial Statements

As per our attached report of even date

**For LODHA & COMPANY**

CHARTERED ACCOUNTANTS

**(R. P. BARADIYA)**

PARTNER

**(SATISH W. WAGH)**

CHAIRMAN

**(AJAY K. KADAKIA)**


VICE- CHAIRMAN

**(S. G. BHARADI)**

EXECUTIVE DIRECTOR

**Place : Mumbai**

**Date : 20<sup>th</sup> August, 2018**



**BASIC CHEMICALS, COSMETICS AND DYES EXPORT PROMOTION COUNCIL**  
 (Formerly known as Basic Chemicals, Pharmaceuticals And Cosmetics Export Promotion Council)  
 (LIMITED BY GUARANTEE)  
 CIN NO. - U91110MH1963NPL012677

**STATEMENT OF INCOME AND EXPENDITURE FOR THE YEAR ENDED 31<sup>st</sup> MARCH, 2018**

(Amount in ₹)

	Particulars	Note No.	For the Year Ended 31 <sup>st</sup> March, 2018	For the Year Ended 31 <sup>st</sup> March, 2017
	Income From Code Activities	12	182,845,308	227,598,343
	Other income	13	6,510,373	10,028,479
<b>(A)</b>	<b>Total Revenue</b>		<b>189,355,681</b>	<b>237,626,822</b>
	<b>Expenses:</b>			
	Expenses on Code Activities	14	111,166,133	164,561,771
	Establishment expense	15	38,375,220	41,504,373
	Depreciation and amortization expense	5	1,234,341	888,174
	Other expenses	16	25,593,423	13,407,668
<b>(B)</b>	<b>Total Expenses</b>		<b>176,369,117</b>	<b>220,361,986</b>
<b>(C)</b>	<b>Transferred to Chemexcil Building Fund</b>		<b>-</b>	<b>-</b>
<b>(D)</b>	<b>Surplus before tax (A-B-C)</b>		<b>12,986,564</b>	<b>17,264,836</b>
<b>(E)</b>	<b>Surplus after tax</b>		<b>12,986,564</b>	<b>17,264,836</b>
	Significant Accounting Policies and Notes to Financial Statements	1 to 16		

Notes annexed form an integral part of Financial Statements

As per our attached report of even date

**For LODHA & COMPANY**  
 CHARTERED ACCOUNTANTS

**(R. P. BARADIYA)**  
 PARTNER

**(SATISH W. WAGH)**  
 CHAIRMAN

**(AJAY K. KADAKIA)**  
 VICE- CHAIRMAN

**(S. G. BHARADI)**  
 EXECUTIVE DIRECTOR

**Place : Mumbai**

**Date : 20<sup>th</sup> August, 2018**



**BASIC CHEMICALS, COSMETICS AND DYES EXPORT PROMOTION COUNCIL**  
**(Formerly known as Basic Chemicals, Pharmaceuticals And Cosmetics Export Promotion Council)**  
**(LIMITED BY GUARANTEE)**  
**CIN NO. - U91110MH1963NPL012677**

**NOTES FORMING PART OF FINANCIAL STATEMENTS**

**Note 2: Reserves & surplus**

(Amount in ₹)

Particulars	As at 31 <sup>st</sup> March, 2018	As at 31 <sup>st</sup> March, 2017
<b>Earmarked Funds-Chemexcil Building Fund</b>		
Opening Balance	109,318,866	101,293,051
(+) Interest on Fixed Deposits against Earmarked Funds	8,457,066	8,025,815
<b>Closing Balance</b>	<b>117,775,932</b>	<b>109,318,866</b>
<b>General Reserve</b>		
Opening Balance	30,521,971	29,569,471
(+) Entrance Fees received from new members	1,116,000	952,500
<b>Closing Balance</b>	<b>31,637,971</b>	<b>30,521,971</b>
<b>Surplus</b>		
Opening balance	35,305,283	18,040,447
(+) Surplus for the year	12,986,564	17,264,836
<b>Closing Balance</b>	<b>48,291,847</b>	<b>35,305,283</b>
<b>Grand Total</b>	<b>197,705,750</b>	<b>175,146,120</b>


**BASIC CHEMICALS, COSMETICS AND DYES EXPORT PROMOTION COUNCIL**

(Formerly known as Basic Chemicals, Pharmaceuticals And Cosmetics Export Promotion Council)

(LIMITED BY GUARANTEE)

CIN NO. - U91110MH1963NPL012677

**NOTES FORMING PART OF FINANCIAL STATEMENTS**
**Note 3: Other current liabilities**

(Amount in ₹)

Particulars	As at 31 <sup>st</sup> March, 2018	As at 31 <sup>st</sup> March, 2017
Members' Advance towards Projects/Activities	50,792,142	46,532,121
Membership Subscription received in Advance	441,000	310,001
Statutory dues payable	506,730	538,058
Amount due to Members/Government (refer note no. 17.6 of notes to financial statements)	4,579,296	18,915,601
Rent payable/stale cheques [refer note no. 17.2 (a)]	2,679,153	2,530,820
Other current liabilities	5,918,030	20,000
<b>Total</b>	<b>64,916,351</b>	<b>68,846,601</b>

**Note 4: Short-term provisions**

(Amount in ₹)

Particulars	As at 31 <sup>st</sup> March, 2018	As at 31 <sup>st</sup> March, 2017
<b>Provision for employee benefits:</b>		
Gratuity	822,287	4,808,028
Leave Entitlement	18,136,235	16,211,013
<b>Total</b>	<b>18,958,522</b>	<b>21,019,041</b>



**BASIC CHEMICALS, COSMETICS AND DYES EXPORT PROMOTION COUNCIL**  
(Formerly known as Basic Chemicals, Pharmaceuticals And Cosmetics Export Promotion Council)

(LIMITED BY GUARANTEE)

CIN NO. - U91110MH1963NPL012677

55<sup>th</sup> Annual Report 2017-18

**NOTES FORMING PART OF FINANCIAL STATEMENTS**

**Note 5: Fixed Assets & Depreciation/Amortisation expense**

(Amount in ₹)

Particulars	Gross Block ( At Cost )				Accumulated Depreciation/Amortisation				Net Block	
	As at 1 <sup>st</sup> April, 2017	Additions	Deductions/ Adjustments	As at 31 <sup>st</sup> March, 2018	As at 1 <sup>st</sup> April, 2017	Depreciation/ Amortisation charge for the year	On deductions/ Adjustments	As at 31 <sup>st</sup> March, 2018	As at 31 <sup>st</sup> March, 2017	
<b>Tangible Assets:</b>										
Buildings*	11,030,555	-	-	11,030,555	3,531,219	355,928	-	3,887,147	7,499,337	
Furniture and Fixtures	1,281,002	39,725	31,916	1,288,811	817,430	125,500	31,916	911,014	463,573	
Vehicles	745,720	-	-	745,720	657,507	30,168	-	687,675	88,214	
Office equipment/Air Conditioners	2,500,081	70,794	425,415	2,145,460	1,911,876	264,545	425,415	1,751,006	588,206	
Computers	3,795,737	37,050	868,998	2,963,789	3,585,723	165,761	868,998	2,882,486	210,014	
<b>Total</b>	<b>19,353,095</b>	<b>147,569</b>	<b>1,326,329</b>	<b>18,174,335</b>	<b>10,503,755</b>	<b>941,902</b>	<b>1,326,329</b>	<b>10,119,328</b>	<b>8,849,344</b>	
<b>Intangible Assets:</b>										
Computer software	1,132,181	463,015	30,731	1,564,465	1,132,178	292,439	30,731	1,393,886	-	
<b>Total</b>	<b>1,132,181</b>	<b>463,015</b>	<b>30,731</b>	<b>1,564,465</b>	<b>1,132,178</b>	<b>292,439</b>	<b>30,731</b>	<b>1,393,886</b>	<b>-</b>	
<b>Grand Total</b>	<b>20,485,276</b>	<b>610,584</b>	<b>1,357,060</b>	<b>19,738,800</b>	<b>11,635,933</b>	<b>1,234,341</b>	<b>1,357,060</b>	<b>11,513,214</b>	<b>8,849,344</b>	

\* Includes 300 Equity Shares of Rs. 3000 (Rs. 10 each) in Pruthvi Constructions and Developers Private Limited in respect of Ahmedabad office premises [Gross Block Rs.8,13,651 & Net Block Rs. 3,67,171 ].



**BASIC CHEMICALS, COSMETICS AND DYES EXPORT PROMOTION COUNCIL**  
(Formerly known as Basic Chemicals, Pharmaceuticals And Cosmetics Export Promotion Council)

(LIMITED BY GUARANTEE)

CIN NO. - U91110MH1963NPL012677

**NOTES FORMING PART OF FINANCIAL STATEMENTS**

**Note 5: Fixed Assets & Depreciation/Amortisation expense**

(Amount in ₹)

Particulars	Gross Block ( At Cost )				Accumulated Depreciation/Amortisation			Net Block	
	As at 1 <sup>st</sup> April, 2016	Additions	Deductions/ Adjustments	As at 31 <sup>st</sup> March, 2017	As at 1 <sup>st</sup> April, 2016	Depreciation/ Amortisation charge for the year	On deductions/ Adjustments	As at 31 <sup>st</sup> March, 2017	As at 31 <sup>st</sup> March, 2016
<b>Tangible Assets:</b>									
Buildings*	11,030,555	-	-	11,030,555	3,144,036	387,183	-	7,499,337	7,886,519
Furniture and Fixtures	900,323	380,679	-	1,281,002	752,863	64,567	-	463,573	147,460
Vehicles	745,720	-	-	745,720	611,661	45,846	-	88,214	134,059
Office equipment/Air Conditioners	2,347,368	426,825	274,112	2,500,081	2,049,314	122,968	260,406	588,206	298,054
Computers	3,547,237	248,500	-	3,795,737	3,351,289	234,434	-	210,014	195,948
<b>Total</b>	<b>18,571,203</b>	<b>1,056,004</b>	<b>274,112</b>	<b>19,353,095</b>	<b>9,909,163</b>	<b>854,998</b>	<b>260,406</b>	<b>8,849,344</b>	<b>8,662,040</b>
<b>Intangible Assets:</b>									
Computer software	1,132,181	-	-	1,132,181	1,099,003	33,175	-	-	33,178
<b>Total</b>	<b>1,132,181</b>	<b>-</b>	<b>-</b>	<b>1,132,181</b>	<b>1,099,003</b>	<b>33,175</b>	<b>-</b>	<b>-</b>	<b>33,178</b>
<b>Grand Total</b>	<b>19,703,384</b>	<b>1,056,004</b>	<b>274,112</b>	<b>20,485,276</b>	<b>11,008,166</b>	<b>888,174</b>	<b>260,406</b>	<b>8,849,344</b>	<b>8,695,218</b>
<b>Previous Year</b>	<b>19,383,236</b>	<b>1,053,288</b>	<b>826,531</b>	<b>19,609,993</b>	<b>6,638,186</b>	<b>1,472,201</b>	<b>681,453</b>	<b>12,181,059</b>	<b>-</b>

\* Includes 300 Equity Shares of Rs. 3000 (Rs. 10 each) in Pruthvi Constructions and Developers Private Limited in respect of Ahmedabad office premises [Gross Block Rs.8,13,651 & Net Block Rs. 3,67,171 ].

**BASIC CHEMICALS, COSMETICS AND DYES EXPORT PROMOTION COUNCIL****(Formerly known as Basic Chemicals, Pharmaceuticals And Cosmetics Export Promotion Council)****(LIMITED BY GUARANTEE)****CIN NO. - U91110MH1963NPL012677****NOTES FORMING PART OF FINANCIAL STATEMENTS****Note 6: Long-term loans and advances**

(Amount in ₹)

Particulars	As at 31 <sup>st</sup> March, 2018	As at 31 <sup>st</sup> March, 2017
<b><i>(Unsecured, considered good)</i></b>		
Security Deposits	134,022	134,022
Capital Advance	-	261,337
Advances to be recovered from employees	24,902	30,914
Fixed Deposit with HDFC LTD with original maturity of more than 12 months*	73,375,357	60,188,640
TDS Receivable	17,435,236	12,703,154
<b>Total</b>	<b>90,969,517</b>	<b>73,318,067</b>

\* Fixed Deposit against earmarked funds of Rs. 7,33,75,357 (P.Y. Rs. 6,01,88,640)

**Note 7: Other non-current assets**

(Amount in ₹)

Particulars	As at 31 <sup>st</sup> March, 2018	As at 31 <sup>st</sup> March, 2017
Other		
Interest Accrued but not due on fixed deposits with original maturity of more than 12 months*	5,577,885	941,200
<b>Total</b>	<b>5,577,885</b>	<b>941,200</b>

\* Interest accrued on Fixed Deposit against earmarked fund Rs. 55,77,885 (P.Y. Rs. 9,41,200)

**Note 8: Trade receivables**

(Amount in ₹)

Particulars	As at 31 <sup>st</sup> March, 2018	As at 31 <sup>st</sup> March, 2017
<b><i>(Unsecured)</i></b>		
Outstanding for a period exceeding six months from the date they are due for payment	-	-
Others, Considered good	3,177,991	6,558,696
<b>Total</b>	<b>3,177,991</b>	<b>6,558,696</b>

**BASIC CHEMICALS, COSMETICS AND DYES EXPORT PROMOTION COUNCIL**

(Formerly known as Basic Chemicals, Pharmaceuticals And Cosmetics Export Promotion Council)

(LIMITED BY GUARANTEE)

CIN NO. - U91110MH1963NPL012677

**NOTES FORMING PART OF FINANCIAL STATEMENTS****Note 9: Cash and bank equivalents**

(Amount in ₹)

Particulars	As at 31 <sup>st</sup> March, 2018	As at 31 <sup>st</sup> March, 2017
Balances with banks:		
in Current Accounts	5,161,479	18,733,701
in Fixed Deposits		
-Against Earmarked Fund	102,932,222	98,188,640
Less: Fixed Deposits with original maturity of more than 12 months Transferred to Long Term Loans & Advances	(73,375,357)	(60,188,640)
-Others	95,798,574	93,246,393
Stamp in Hand	90,247	41,392
Cash in Hand	15,083	20,699
<b>Total</b>	<b>130,622,248</b>	<b>150,042,185</b>

\* Fixed Deposit against earmarked funds of Rs. 2,95,56,865 ( P.Y. Rs. 3,80,00,000 )

**Note 10: Short-term loans and advances**

(Amount in ₹)

Particulars	As at 31 <sup>st</sup> March, 2018	As at 31 <sup>st</sup> March, 2017
(Unsecured, considered good)		
Loan to staff	172,500	175,000
Advances For Exhibition	41,666,725	34,838,625
Prepaid Expenses	1,069,603	705,856
<b>Total</b>	<b>42,908,828</b>	<b>35,719,481</b>

**Note 11: Other current assets**

(Amount in ₹)

Particulars	As at 31 <sup>st</sup> March, 2018	As at 31 <sup>st</sup> March, 2017
(Unsecured, considered good)		
Interest Accrued but not due on fixed deposits*	8,044,605	9,161,451
Other Current Assets	1,196,825	1,865,570
<b>Total</b>	<b>9,241,430</b>	<b>11,027,021</b>

\* Interest accrued on Fixed Deposit against earmarked fund Rs. 68,10,768 (P.Y. Rs. 75,39,788)



# BASIC CHEMICALS, COSMETICS AND DYES EXPORT PROMOTION COUNCIL

(Formerly known as Basic Chemicals, Pharmaceuticals And Cosmetics Export Promotion Council)

(LIMITED BY GUARANTEE)


CIN NO. - U91110MH1963NPL012677

## NOTES FORMING PART OF FINANCIAL STATEMENTS

### Note 12: Income From Code Activities

(Amount in ₹)

Particulars	For the Year Ended 31 <sup>st</sup> March, 2018	For the Year Ended 31 <sup>st</sup> March, 2017
<b>Contribution from Members for Council specific activities:</b>		
a. Participation charges for Exhibitions/Trade Fairs/Functions outside India	94,226,190	106,031,486
b. Participation charges for Exhibitions in India	-	10,926,023
c. Participation charges for Buyer-Seller Meets to Abroad	-	3,155,000
d. Processing Fees for reimbursement of REACH ECHA/ MDA/ MAI Grant	924,591	5,590,626
e. Participation Fees for Seminars	2,640	191,029
<b>Grants ( Central Government):</b>		
a. Grant received under Market Development Assistance- Code Activities (Net)	-	10,178,030
b. Grant received under Market Access Initiatives (Net of Refund):		
MAI Received:		
For F.Y. 2016-2017 (Previous year for 2015-2016)	9,777,060	3,528,609
For F.Y. 2017-2018 (Previous year for 2016-2017)	40,551,696	54,319,948
Annual Subscription Fees	37,321,500	33,636,500
Other operating income	41,631	41,092
<b>Total</b>	<b>182,845,308</b>	<b>227,598,343</b>

**Note 13: Other income**

(Amount in ₹)

Particulars	For the Year Ended 31 <sup>st</sup> March, 2018	For the Year Ended 31 <sup>st</sup> March, 2017
<b>Interest Income</b>		
a) On Fixed Deposits	14,900,432	16,796,763
Less: Transferred to Earmarked Fund	(8,457,066)	(8,025,815)
b) On Income Tax Refund	-	260,070
Less: Interest on Government Grant	-	(284,946)
Income Tax Refund Received	-	926,763
Liabilities no longer required written back	67,007	355,644
<b>Total</b>	<b>6,510,373</b>	<b>10,028,479</b>

**Note 14: Expenses on Code Activities**

(Amount in ₹)

Particulars	For the Year Ended 31 <sup>st</sup> March, 2018	For the Year Ended 31 <sup>st</sup> March, 2017
Expenses on exhibitions/trade fairs outside India	109,578,955	118,494,117
Expenses on exhibitions in India	-	34,838,988
Expenses on Buyer-Seller Meet abroad	-	6,511,522
Export promotion seminar and meeting	1,587,178	1,677,466
Export Award Expenses	-	3,039,678
<b>Total</b>	<b>111,166,133</b>	<b>164,561,771</b>

**BASIC CHEMICALS, COSMETICS AND DYES EXPORT PROMOTION COUNCIL****(Formerly known as Basic Chemicals, Pharmaceuticals And Cosmetics Export Promotion Council)****(LIMITED BY GUARANTEE)****CIN NO. - U91110MH1963NPL012677****NOTES FORMING PART OF FINANCIAL STATEMENTS****Note 15: Establishment expense**

(Amount in ₹)

Particulars	For the Year Ended 31 <sup>st</sup> March, 2018	For the Year Ended 31 <sup>st</sup> March, 2017
Pay and Allowance	26,447,083	26,768,637
Outsourced Personnel Expenses	4,663,333	3,927,433
Ex-gratia	836,473	1,240,000
Contribution to Provident Fund	2,480,309	2,688,538
Contribution to Labour Welfare Fund	936	1,008
Staff Welfare Expenses	383,414	373,741
Gratuity	822,287	4,808,027
Leave Travel Concession	146,514	95,382
Liveries	20,669	8,150
Leave Entitlement	2,124,504	1,102,923
Medical Benefits	449,698	490,534
<b>Total</b>	<b>38,375,220</b>	<b>41,504,373</b>



# BASIC CHEMICALS, COSMETICS AND DYES EXPORT PROMOTION COUNCIL

(Formerly known as Basic Chemicals, Pharmaceuticals And Cosmetics Export Promotion Council)

(LIMITED BY GUARANTEE)

CIN NO. - U91110MH1963NPL012677

## NOTES FORMING PART OF FINANCIAL STATEMENTS

### Note 16: Other expenses

(Amount in ₹)

Particulars	For the Year Ended 31 <sup>st</sup> March, 2018	For the Year Ended 31 <sup>st</sup> March, 2017
Rent		
For Current Financial Year	600,526	620,850
Arrears of Rent/Taxes	4,276,231	-
Repairs to buildings	166,315	221,161
Other Repairs	703,482	727,515
Electricity	504,879	764,516
Insurance	466,584	675,670
Rates and Taxes	116,333	102,543
Telephone & Communication	994,801	1,221,784
Website Expenses	499,031	457,249
Travelling & Conveyance	882,204	1,416,290
Legal & Professional Charges	1,285,426	2,693,916
Debit balances written off		
Input Tax Credit (Cenvat)	1,622,444	-
Sundry Recoverables written off	1,077,079	-
Tax for Earlier Years	1,146,320	-
Interest paid/payable		
On Unutilised Govt. Grant	6,874,149	-
On Statutory dues	17,020	43,381
Auditors' Remuneration*	381,270	377,382
Printing, Stationery and Books & Periodicals	1,344,337	1,390,243
Advertisement	743,024	862,355
Regional Offices Expenses (Refer Note No.17.16)	1,059,566	923,997
Miscellaneous Expenses	832,402	908,816
<b>Total</b>	<b>25,593,423</b>	<b>13,407,668</b>

### \*Auditors' Remuneration

(Amount in ₹)

Particulars	For the Year Ended 31 <sup>st</sup> March, 2018	For the Year Ended 31 <sup>st</sup> March, 2017
Audit Fees	250,000	250,000
Certification fees	100,000	100,000
Out of Pocket Expenses (Including Service Tax)	31,270	27,382
<b>Total</b>	<b>381,270</b>	<b>377,382</b>

**BASIC CHEMICALS, COSMETICS AND DYES EXPORT PROMOTION COUNCIL****(Formerly known as Basic Chemicals, Pharmaceuticals and Cosmetics Export Promotion Council)****(LIMITED BY GUARANTEE)****CIN NO – U91110MH1963NPL012677****NOTES FORMING PART OF FINANCIAL STATEMENTS****1. Significant Accounting Policies:****1.1 Council's Information:**

The Council is registered under Section 8 of the Companies Act, 2013 with the objective of promoting export activities in specified industries such as organic and inorganic chemicals, dyes, cosmetics and other allied products.

**1.2 General:**

- a) The financial statements are prepared on the basis of historical cost convention, in accordance with applicable accounting standards and on the principle of a going concern.
- b) All income and expenses to the extent considered receivable and payable, respectively with reasonable certainty are accounted for on accrual basis.
- c) Membership subscription which remains unpaid as at the close of the year is not accounted for except the amount actually received out of such unpaid subscriptions approximately one month prior to the approval of the financial statements by the Committee of Administration.
- d) Entrance Fees receipts are credited to General Reserve.
- e) Library books are charged to Income & Expenditure Account in the year of purchase.

**1.3 Use of Estimates:**

The preparation of financial statements is in conformity with Generally Accepted Accounting Principles (GAAP). It requires Committee of Administration to make estimates and assumptions that affects the reported amounts of assets and liabilities and the disclosure of contingent liabilities on the date of financial statements and reported amounts of revenue and expenses for that year. Actual results could differ from these estimates. Any revision to accounting estimates is recognized prospectively.

**1.4 Fixed Assets (Tangible and Intangible):**

Fixed Assets are stated at cost of acquisition less accumulated depreciation/amortization without any adjustment for Government Grant received, if any, for their purchase.

**1.5 Depreciation/Amortization and Impairment:**

- a) Depreciation on Fixed Assets is provided on written down value method at the useful life specified in Schedule II to the Companies Act, 2013 (hereinafter referred to as the 'Act').





**b) Impairment of Assets:**

- i. The Council assesses the carrying amount of assets at each Balance Sheet date to determine whether there is any indication of impairment. If such indication exists, the Council estimates the recoverable amount of the assets. The recoverable amount is estimated as the higher of the net realizable value and the value in use with an impairment loss being recognized whenever the carrying amount exceeds the recoverable amount.
- ii. A previously recognized impairment loss on assets is reversed if there has been a change in the estimates used to determine the recoverable amount, however not to the extent higher than the carrying amount that would have been determined had no impairment loss been recognized in prior years.

**1.6 Investments:**

Non-current Investments are stated at cost less provision made for permanent diminution in their carrying value.

**1.7 Revenue Recognition:**

**a) Contribution from Members:**

Contributions receivable from Members for participation in Exhibition, Delegation, Seminar, Pre-Registration, Late Pre-Registration and Annual Maintenance Fees are recognized as income as and when the respective activities are completed and/or on receipt basis in view of uncertainty. The cost of Publications of the Council is charged to Statement of Income and Expenditure in the year of incurrence of such expenses and the income in respect of the same is taken into account as and when their sale is affected.

**b) Government Grants:**

Grants from Government are credited to Income and Expenditure Account on receipt basis as it is not possible to ascertain, the quantum of Grant due & receivable from/ refundable to the Ministry of Commerce and Industry with reasonable certainty/accuracy.

**1.8 Transaction in Foreign Currency:**

Transactions in foreign currency are recorded at the rate of exchange in force at the time of occurrence of the transaction.

Monetary - Current assets and current liabilities in foreign currency at the year-end are stated at the rate of exchange in force as on that date and the resultant gain / (loss) is recognized in the Income and Expenditure Account.

**1.9 Employee Benefits:**

- a) Contribution for Provident Fund (based on a certain percentage of salary) is funded into an approved Trust.
- b) Gratuity is charged to Income and Expenditure Account on the basis of actuarial valuation as at the year end and funded into an approved Trust.



- c) Leave Entitlement Benefits are provided for on the basis of actuarial valuation as at the year end.

#### **1.10 Provision and Contingent Liabilities:**

- a) Provisions are recognized for liabilities that can be measured only by using a substantial degree of estimation, if
  - a. The Council has a present obligation as a result of a past event;
  - b. A probable outflow of resources is expected to settle the obligation; and
  - c. The amount of the obligation can be reliably estimated.
- b) Where some or all of the expenditure required to settle a provision is expected to be reimbursed by another party, such reimbursement is recognized to the extent of provision or contingent liability as the case may be, only when it is virtually certain that the reimbursement will be received.
- c) Contingent liability, if material, is disclosed in the case of:
  - a. A present obligation arising from a past event, when it is not probable that an outflow of resources will be required to settle the obligation.
  - b. A possible obligation, unless the probability of outflow of resources is remote.



## BASIC CHEMICALS, COSMETICS AND DYES EXPORT PROMOTION COUNCIL

(Formerly known as Basic Chemicals, Pharmaceuticals and Cosmetics Export Promotion Council)

(LIMITED BY GUARANTEE)

CIN NO – U91110MH1963NPL012677

### NOTES FORMING PART OF FINANCIAL STATEMENTS

#### 17. Notes to Financial Statements:

**17.1** The Council (set-up by Ministry of Commerce & Industry, Govt. of India) has been registered as a Company under the provisions of the 'Companies Act, 1956 (hereinafter called as the "Act"). By virtue of the license granted to the Council by the Central Government under Section 25 (now governed by section 8 of the Companies Act 2013) of the 'Act' the word "LIMITED" is not required to be suffixed to its name. Further, the Council is continuing to hold the registration certificate under Section 12AA of the Income Tax Act, 1961.

**17.2 a)** With regards to premises at Jhansi Castle, the Structural Audit carried out M/s. V.J. Joshi & Associates and as per their report dated 26th April, 2017, "The building is more than 70 years old and general overall observation indicates that the building is substantially deteriorated at many places and if urgent repairs are not done, it may lead to fatal accidents." Management is making efforts to carry out necessary repairs to be reimbursed by the Owners.

The Council is occupying premises at 4th floor (as sub tenant to Indian Trade Promotion Organization (ITPO)) and 5th floor (as statutory tenant) of Jhansi Castle, Cooperage Road, Mumbai - 400001 since 1971. The Council is regularly paying rent to the statutory tenant (ITPO) for 4th floor and has made additional payment during the year to the ITPO as per the interim directions of the Honorable Bombay High Court in the case between ITPO and Prakriti Trading Company (Owner of Jhansi Castle) for fixation of Standard Rent (including permitted increases) amounting to Rs.4,276,231/- for the years from 1999 to 2018.

The Council is receiving notice of eviction for the 5th floor from time to time but the Owner has not filed any case against the Council in this regard.

b) The Council has decided to create sufficient funds for buying its own offices in Mumbai, Kolkata and Bangalore and accordingly funds are transferred from Surplus to Chemexcil Building Fund from time to time as considered appropriate by Committee of Administration.

#### 17.3 Contingent Liabilities not provided for in respect of:

(Amount in ₹)		
Particulars	2017-2018	2016-2017
Service Tax demanded by Commissioner of Service Tax for the period from 2007-08 to 2009-10 in its Show-cause-cum-demand notice for which convincing reply has been filed by the Council in F.Y. 2014-2015 & the Council is confident that there won't be any liability in this regard as per expert opinion. (Figures including interest)	43,465,259	43,190,019
Other Liabilities not acknowledged as debt	1,700,516	0


- 17.4** The expenses in respect of code-activities are subject to sanction / confirmation of the Government of India and Grant-in-aid received from the Ministry of Commerce and Industry is subject to adjustments as may be necessary in view of any Government Audit observations, non/partial fulfillment of certain conditions, if any as may be observed by them for eligibility of such Grant-in-aid, clarifications by the Council and final decision of the Ministry. Such audit is pending for the year 2016-17 & 2017-18.
- 17.5** The Council generally classifies its expenditure in accordance with the format given by Ministry of Commerce and Industry, Government of India.
- 17.6** Pursuant to the approval by the Ministry of Commerce and Industry for grant of Marketing Development Assistance (MDA) to individual exporters under certain eligible schemes, (the Council being a conduit) the amounts being disclosed as 'Amount due to members/ Government' under other Current Liabilities are as follows:

(Amount in ₹)

Particulars	2017-2018	2016-2017
Opening Balance (MDA to Exporter/Government)	10,927,925	32,497,730
<b>Add:</b>		
Grant received during the year	-	36,002,000
<b>Total Available grant including balance of P.Y.(a)</b>	<b>10,927,925</b>	<b>68,499,730</b>
<b>Less:</b>		
Grant Reimbursed to Members:		
For Current Year Claims	-	28,893,371
For Previous Year Claims	1,357,944	27,569,435
<b>Total Reimbursement to Members during the year (b)</b>	<b>1,357,944</b>	<b>56,462,806</b>
Grant Refunded to Government (2016-2017)	5,350,685	708,999
Grant Refunded to Government (2015-2016)	-	-
Grant Transferred to Code Activities	-	400,000
<b>Total Grant Refunded/Transferred (c)</b>	<b>5,350,685</b>	<b>1,108,999</b>
<b>Balance of Grant refundable to Government (A) – (a-b-c)</b>	<b>4,219,296</b>	<b>10,927,925</b>
<b>Amount refundable to Government (B)</b>	<b>360,000</b>	<b>1,308,615</b>
<b>Amount due to Members/ Government for REACH Grant (C)</b>	<b>-</b>	<b>6,679,061</b>
<b>TOTAL (A+B+C) *</b>	<b>4,579,296</b>	<b>18,915,601</b>

\*Subject to reconciliation/ rectification .

Council has provided the interest on refundable Government Grants on the best estimate basis and the difference, if any, will be accounted for in the books as and when settled. However the Council is approaching the government for waiver of interest.



**17.7** Rs.351,500 (Previous Year Rs.1,291,500) being the amount of membership subscription receivable as on 31<sup>st</sup> March, 2018 and which was received subsequently up to cut-off date 30<sup>th</sup> June, 2018 (Previous Year 30<sup>th</sup> June, 2017) has been included in the Receivables.

**17.8** Disclosure in accordance with section 22 of the Micro, Small and Medium Enterprises Development Act, 2006.

Sr. No.	Particulars	As at 31 <sup>st</sup> March, 2018	As at 31 <sup>st</sup> March, 2017
A	Principal amount remaining unpaid	-	-
B	Interest paid in terms of section 16	-	-
C	Interest due & payable for the period of delay in payments	-	-
D	Interest accrued & remaining unpaid	-	-
E	Interest due & payable even in succeeding years	-	-

The Council has compiled the above information based on the status submitted by the suppliers under the said Act.

- 17.9** a) The accounts of certain Receivables, Payables & Advances are subject to confirmation, reconciliation and adjustments, if any, having consequential impact on the surplus for the year, assets and liabilities, the amount whereof is presently not ascertainable. The Management, however, does not expect any material difference affecting the current year's financial statements.
- b) In the opinion of the Council, the assets other than Fixed Assets and non-current investments are approximately of the value stated, if realized in the ordinary course of business unless otherwise stated. The provision for depreciation and other known liabilities is adequate and not in excess of what is required.
- 17.10** a) Internal Audit System is still in the process of being strengthened in terms of scope and extent of verification and various reconciliations, particularly in respect of Statutory Compliance, Liability Provisioning/ Contingent Liabilities, etc.
- b) Internal Control for financial Accounting/Reporting Activities is still in the process of being strengthened to be commensurate with the activities of the Council including that the Council will regularize its statutory compliances; to have the Information Systems Audit to ensure the security, authenticity etc. of the various data, documents and records maintained by the Council and disaster management of the data system and Internal Audit System as mentioned in para (a) above.
- c) Physical verification of fixed assets at its registered office including its branches were carried out during the current financial year and no material discrepancies were noticed.
- d) The Management has not come across, noticed or reported during the year any instance of fraud on or by the Council.

**17.11 Disclosure in Respect of Operating Leases:**

- a) The Council has taken various commercial premises under cancelable Operating Leases. The Lease Agreements are usually renewable by mutual consent on mutually agreeable terms.
- b) The rental expenses in respect of Operating Leases are charged as rent under Note 16-Other expenses.

**17.12 Related Party Disclosures:**

Disclosure as required by Accounting Standard (AS) – 18 “Related Party Disclosures” notified under the Companies (Accounting Standard) Rules, 2006 is given below:

- A.** Name of the related Parties, their relationships with Council and with whom transactions entered during the year:

**i. Entities in which the Member of the Committee of Administration is interested:**

M/s. Swastik Industries  
M/s. Vivil Exports P. Ltd.  
M/s. Godavari Bio Refineries Ltd.  
M/s. Dynamic Industries Ltd.,  
M/s. Ayushakti Ayurved P. Ltd.  
M/s. Jayant Agro Organics Ltd.  
M/s. Kolorjet Chemicals Pvt. Ltd.,  
M/s. Jemby Chem Ltd.  
M/s. Aarti Industries Ltd.  
M/s. Excel Industries Ltd.  
M/s. Godrej Industries Ltd.

**ii. Key Management Personnel:**

Mr. S. G. Bharadi - Executive Director

**B. Details of transactions entered into during the year:**

Nature of Transaction	Companies belonging to Members of the committee of Administration*	Key Management Personnel*
Annual Membership Fees Received	300,710 (365,027)	
Participation fees for exhibition & BSM Abroad received	117,000 (1,402,200)	
Advances for Exhibition	630,000 (206,790)	
REACH Echa Processing fees received	- (5,191)	
Export Award Receipts	- (154,204)	
Managerial Remuneration - Mr. S. G. Bharadi		2,370,332** (2,313,147)*

\* Figures in bracket relate to previous year

\*\* The amounts of post-employment benefits & long-term employee benefits cannot be separately identified from the composite amount advised by the actuary/ valuer.

**C. The following are the Disclosure in respect of Material Related Party Transactions During the Year:**

Sr. No.	Name of Entity	2017-2018					2016-2017				
		Annual Membership fees	Participation fee for Exhibition	Advances for Exhibition	REACH Echa Processing Fees	Export Award Receipts	Annual Membership Fees	Participation fee for Exhibition	Advances for Exhibition	REACH Echa Processing Fees	Export Award Receipts
1	M/s. Swastik Industries	7,670	-	-	-	-	7,443	-	-	-	-
2	M/s. Vivil Exports P. Ltd.	10,350	-	-	-	-	10,305	-	-	-	-
3	M/s. Godavari Bio Refineries Ltd.	33,926	-	-	-	-	33,925	290,000	-	-	-
4	M/s. Dynamic Industries Ltd.	44,276	-	270,000	-	-	44,083	-	-	-	-
5	M/s. Excel Industries Ltd.	44,276	117,000	-	-	-	44,275	-	-	-	-
6	M/s. Godrej Industries Ltd.	33,926	-	-	-	-	33,778	-	-	-	-
7	M/s. Jayant Agro Organics Ltd.	33,926	-	-	-	-	33,778	11,500	68,165	-	112,079
8	M/s. Jembychem Ltd.	18,290	-	-	-	-	17,748	-	-	-	-
9	M/s. Aarti Industries	45,430	-	-	-	-	44,083	1,100,700	-	-	42,125
10	M/s. Ayushakti Ayurvedic P. Ltd.	18,290	-	-	-	-	17,748	-	-	-	-
11	M/s. Kolorjet Chemicals P. Ltd.	10,350	-	360,000	-	-	10,305	-	138,625	-	-
12	M/s. Multi Organics P. Ltd.	-	-	-	-	-	33,778	-	-	5,191	-
13	M/s. VVF Ltd.	-	-	-	-	-	33,778	-	-	-	-
<b>Total</b>		<b>300,710</b>	<b>117,000</b>	<b>630,000</b>	-	-	<b>365,027</b>	<b>1,402,200</b>	<b>206,790</b>	<b>5,191</b>	<b>154,204</b>



- i) Related party relationships have been identified by the Management and relied upon by the Auditors.
- ii) No amount in respect of related parties have been written off / back or provided as doubtful.

**17.13 Expenditure in Foreign Currency (On Payment Basis):**

(Amount in ₹)

Particulars	2017-2018	2016-2017
Exhibitions / Fairs Abroad	76,651,022	110,630,271
Buyer Seller Meet Expenses	-	5,447,149
<b>Total</b>	<b>76,651,022</b>	<b>116,077,420</b>

**17.14 Income in Foreign Currency (On Receipt Basis):**

(Amount in ₹)

Particulars	2017-2018	2016-2017
Exhibitions / Fairs Abroad	15,654,670	15,673,441
<b>Total</b>	<b>15,654,670</b>	<b>15,673,441</b>





### 17.15 Statement showing the breakup of expenses incurred by the Regional Offices (Excluding Gratuity & Leave Entitlement):

(Amount in ₹)

BRANCH	BANGALORE		KOLKATA		DELHI		AHMEDABAD		TOTAL	
HEAD OF EXPENDITURE	2017-2018	2016-2017	2017-2018	2016-2017	2017-2018	2016-2017	2017-2018	2016-2017	2017-2018	2016-2017
PAY & ALLOWANCE	515,421	1,189,095	543,321	677,896	1,722,347	1,555,607	2,549,075	2,392,242	5,330,164	5,814,840
MEDICAL EXPENSES	15,000	30,000	10,684	14,949	46,559	43,206	45,825	26,659	118,068	114,814
EX GRATIA	25,000	50,000	25,000	25,000	100,000	100,000	100,000	100,000	250,000	275,000
STAFF WELFARE	22,368	9,748	12,080	7,746	43,218	21,491	30,525	19,124	108,191	58,109
RENT	176,256	176,256	135,960	156,461	-	-	-	-	312,216	332,717
REPAIRS & MAINTENANCE	-	1,699	6,921	810	53,680	52,676	48,319	116,071	108,920	171,256
CONSULTANT FEE	488,000	80,000	793,000	460,166	900,000	930,000	-	-	2,181,000	1,470,166
<b>Total (A)</b>	<b>1,242,045</b>	<b>1,536,798</b>	<b>1,526,966</b>	<b>1,343,028</b>	<b>2,865,804</b>	<b>2,702,980</b>	<b>2,773,744</b>	<b>2,654,096</b>	<b>8,408,559</b>	<b>8,236,902</b>
PRINTING & STATIONERY	10,736	10,883	5,624	7,892	13,708	17,436	41,590	43,473	71,658	79,684
POSTAGE	20,830	10,030	6,397	15,996	9,277	8,431	25,980	26,645	62,484	61,102
TELEPHONE & FAX	43,450	56,181	48,475	15,029	73,583	83,513	75,441	101,447	240,950	256,170
TRAVELLING EXPENSES	-	14,870	18,778	10,292	176,109	155,027	190,563	93,529	385,450	273,718
MISC EXPENSES	19,907	19,915	56,274	38,934	139,043	99,791	83,802	94,685	299,025	253,323
<b>Total (B)</b>	<b>94,922</b>	<b>111,879</b>	<b>135,548</b>	<b>88,143</b>	<b>411,721</b>	<b>364,198</b>	<b>417,375</b>	<b>359,779</b>	<b>1,059,566</b>	<b>923,997</b>
<b>Grand Total (A+B)</b>	<b>1,336,967</b>	<b>1,648,677</b>	<b>1,662,514</b>	<b>1,431,171</b>	<b>3,277,525</b>	<b>3,067,178</b>	<b>3,191,119</b>	<b>3,013,875</b>	<b>9,468,125</b>	<b>9,160,899</b>

### 17.16 Employee Benefit-Gratuity:

In terms of the Council's gratuity plan, on leaving of service every employee who has rendered continuous service of not less than 5 years but less than 10 year shall get gratuity at the rate of 15 days total salary as per the Payment of Gratuity Act, 1972 (as amended from time to time) and those employees on leaving of service after rendering continuous service of not less than 10 years shall pay gratuity at the rate of one month's salary based on the rate salary drawn by the employee concern. The Gratuity Scheme of the Council is funded in Government Securities, SBI Special Deposit Scheme and other Bonds. The Disclosure is based on Actuarial Valuation details provided by Consultants & Actuaries.



Description	Gratuity	
	2017-2018	2016-2017
<b>Summary of Staff Data</b>		
Average Age	47.39 Years	46.71 years
Actuarial Assumptions:		
Discount Rate	7.82%	7.51%
Future Salary Increase	5.00%	5.00%
Attrition Rate	2.00%	2.00%
Retirement Age	60 Years	60 Years
Average past service	21 Years	20.44 Years
Average Future Service	11 Years	11 Years
Vesting Period (For retirement & resignation)	5 Years	5 Years
Actuarial Value of Liability	₹ 24,180,019	₹ 22,795,360
Investment in Government Securities and Other Deposits by the Approved Fund (Including the accrued income thereon)	₹ 22,800,563	₹ 15,786,513
Net Liability Provided as expense in statement of Income & Expenditure	₹ 822,287	₹ 4,808,027

Notes:

**A. Defined Contribution Plan:**

- I. Employer's Contribution amounting to ₹ 2,480,309 (Previous Year ₹ 2,688,538) has been included in Note No. 15 under Contribution to Provident Fund.

**B. Defined Benefit Plan:**

- I. Gratuity cost amounting to ₹ 822,287 (Previous Year ₹ 4,808,027) has been included in Note No. 15 under Gratuity.

17.17 Being a small and medium enterprise, the Council is not required to and has not disclosed information such as Cash Flow Statement and Segment Reporting.

17.18 Previous year's figures have been regrouped/ rearranged, wherever considered necessary.

17.19 All the amounts in Note No. 17 above and financial statements are in Rupees, unless otherwise stated.

**Signatures to 'Note 1 to 17'**

**(SATISH W. WAGH)**  
CHAIRMAN

**(AJAY K. KADAKIA)**  
VICE- CHAIRMAN

**(S.G.BHARADI)**  
EXECUTIVE DIRECTOR

**Place : Mumbai**  
**Date : 20<sup>th</sup> August, 2018**

**MEMBERS OF THE COMMITTEE OF ADMINISTRATION AS ON 31-03-2018**



**SHRI SATISH W. WAGH**  
Chairman  
&  
Member - Chemical Panel



**SHRI AJAY K. KADAKIA**  
Vice- Chairman  
& Member - ME Panel



**SHRI S. G. MOKASHI**  
Addl. Vice Chairman  
& Member - Chemical Panel



**SHRI HARIN D. MAMLATDARNA**  
Chairman – Dyes Panel



**SHRI BHUPENDRA PATEL**  
Member -Dyes Panel



**SHRI KIRIT MEHTA**  
Member - Dyes Panel



**SHRI ASHWIN SHROFF**  
Member - Chemical Panel



**DR. SMITA NARAM**  
Chairman - Cosmetics Panel



**SHRI NITIN NABAR**  
Member - Cosmetics Panel



**SHRI ABHAY V. UDESHI**  
Member -Castor Oil Panel



**SHRI BHARAT MEHTA**  
Chairman - M. E. Panel



**SHRI S.G. BHARADI**  
Executive Director

## GOVERNMENT NOMINEES

### **SHRI SHYAMAL MISRA, IAS**

Joint Secretary  
EP(CAP) Division  
Department of Commerce  
Ministry of Commerce & Industry

**OR**

### **SHRI SUNIL KUMAR RANJAN**

Deputy Secretary  
EP(CAP) Division  
Department of Commerce  
Ministry of Commerce & Industry


### **SHRI SAMIR KUMAR BISWAS, IAS**

Jt. Secretary (Chemicals),  
Deptt. of Chemicals & Petrochemicals,  
Ministry of Chemicals & Fertilizers.

**OR**

### **SHRI SUNIL KUMAR SHARMA**

Director (Chemicals),  
Deptt. Of Chemicals & Petrochemicals,  
Ministry of Chemicals & Fertilizers.



**STAFF STRENGTH OF THE COUNCIL AS ON 31<sup>ST</sup> MARCH 2018  
AT MUMBAI & OTHER REGIONAL OFFICES**

**HEAD OFFICE - MUMBAI**

<b>Mr. S. G. Bharadi</b>	Executive Director
<b>Mr. Prafulla Walhe</b>	Deputy Director
<b>Mr. Deepak Gupta</b>	Deputy Director
<b>Mr. M. R. Sawant</b>	Assistant Director
<b>Mrs. S. S. Jadhav</b>	Assistant Director
<b>Mr. A. T. Nagrare</b>	Assistant Director
<b>Ms. Shalaka Wakankar</b>	Section Officer
<b>Ms. Amrita Sharma</b>	Regulatory Officer
<b>Mr. S.J. Balani</b>	Section Officer
<b>Mr. S.R. Mhatre</b>	Section Officer
<b>Mrs. J.E. Lawrence</b>	Section Officer
<b>Other Staff</b>	13

**REGIONAL OFFICES :**

<b>NEW DELHI</b>	
<b>Dr. J. P. Tiwari</b>	Regional Director
Other Staff	4

<b>AHMEDABAD</b>	
<b>Mrs. Vaishali Zinjuwadia</b>	Regional Director
Other Staff	3

<b>KOLKATA</b>	
<b>Mr. Soumen Guha</b>	Regional Officer
Other Staff	1

<b>BANGALORE</b>	
<b>Mr. Vicky Moolchandani</b>	Regional Officer
Other Staff	1







## MEETING WITH HON'BLE MINISTERS ON VARIOUS INDUSTRY ISSUES





## GLIMPESES OF CHINA INTERDYE 2017





## GLIMPESES OF CHEMSPEC EUROPE 2017





## GLIMPESES OF VARIOUS SEMINARS 2017-18





## GLIMPESES OF VARIOUS SEMINARS 2017-18






## GLIMPESES OF OTHER EVENTS 2017-18





## GLIMPSES OF CAPINDIA 2018





**BASIC CHEMICALS, COSMETICS & DYES EXPORT PROMOTION COUNCIL**  
(Set-up by Ministry of Commerce & Industry, Government of India)

**HEAD OFFICE:**

**MUMBAI**

'Jhansi Castle, 4<sup>th</sup> floor, 7, Cooperage, Mumbai - 400001

Tel: 0091-22-22021288/22021330/22825861

Fax: 0091-22-22026684

Email: [info@chemexcil.gov.in](mailto:info@chemexcil.gov.in)

Website: <https://chemexcil.in>

**REGIONAL OFFICES:**

**AHMEDABAD**

901, Karma, Near Mahalaxmi Cross Road,  
Paldi,

Ahmedabad - 380007

Tel: +91-79-26650223

Fax: +91-79-26651224

Email: [roahmedabad@chemexcil.gov.in](mailto:roahmedabad@chemexcil.gov.in)

**BENGALURU**

No. 19/2, GOKUL, 1<sup>st</sup> Floor,  
6<sup>th</sup> Main Road,  
Gandhinagar,

Bengaluru - 560009

Tel: +91-80-22269037

Fax: +91-80-22260446

Email: [robengaluru@chemexcil.gov.in](mailto:robengaluru@chemexcil.gov.in)

**KOLKATA**

Kankaria Estate, 9<sup>th</sup> Floor,  
6, Russell Street,  
Kolkata - 700071

Tel: +91-33-22805791.

Fax: +91-33-22475562

Email: [rokolkata@chemexcil.gov.in](mailto:rokolkata@chemexcil.gov.in)

**NEW DELHI**

518, 5<sup>th</sup> Floor, Ansal Chamber-II  
Bikaji Cama Place,  
New Delhi - 110066

Tel: +91-11-26160937

Fax: +91-11-26169891

Email: [rodelhi@chemexcil.gov.in](mailto:rodelhi@chemexcil.gov.in)



This image shows a full-page view of a blank sheet of lined notebook paper. At the top, there is a solid light blue horizontal band. Centered within this band is the word "NOTES" in a bold, black, sans-serif font. Below the blue band, the rest of the page is white and filled with evenly spaced, thin grey horizontal lines, providing space for writing.





Inauguration of the India Pavillion at the China Interdye 2017 Exhibition with the hands of H.E. Shri Prakash Gupta, Hon'ble Consul General of India, Shanghai along with Mr Shousheng Li, Chairman of China Petroleum and Chemical Industry Federation, Shri Sunil Ranjan, Deputy Secretary, Ministry of Commerce, Govt of India, Shri Ajay Kadakia, Vice Chairman, CHEMEXCIL and Shri S G Bharadi, Executive Director, CHEMEXCIL.



Shri Sugandh Rajaram, Consulate General of India, Munich, Germany, is inaugurating Chemexcil Pavilion along with Shri Ramu Deora, Past Chairman, CHEMEXCIL and S.G. Bharadi, Executive Director, CHEMEXCIL and CHEMEXCIL Exhibitors at Chemspec Europe 2017 (Speciality Chemical Show) at Hall A-6, Munich Trade Center, Munich, Germany on 31st May, 2017.





# CHEMEXCIL

## THE GLOBAL TOUCH



**From India**  
at a Click of your mouse  
**Absolutely Free**

Hook on to  
[www.chemexcil.in](http://www.chemexcil.in)

Knowledge / Data Dissemination, Computerization &  
Internet Based Trade Information System  
Marketing Assistance-Trade Fairs, International-  
Conferences, Delegations, Virtual Trade Fairs  
Networking between Government, Industry & Research Institutions